

# ALBION CASTER CATALOG



**ALBION**<sup>®</sup>

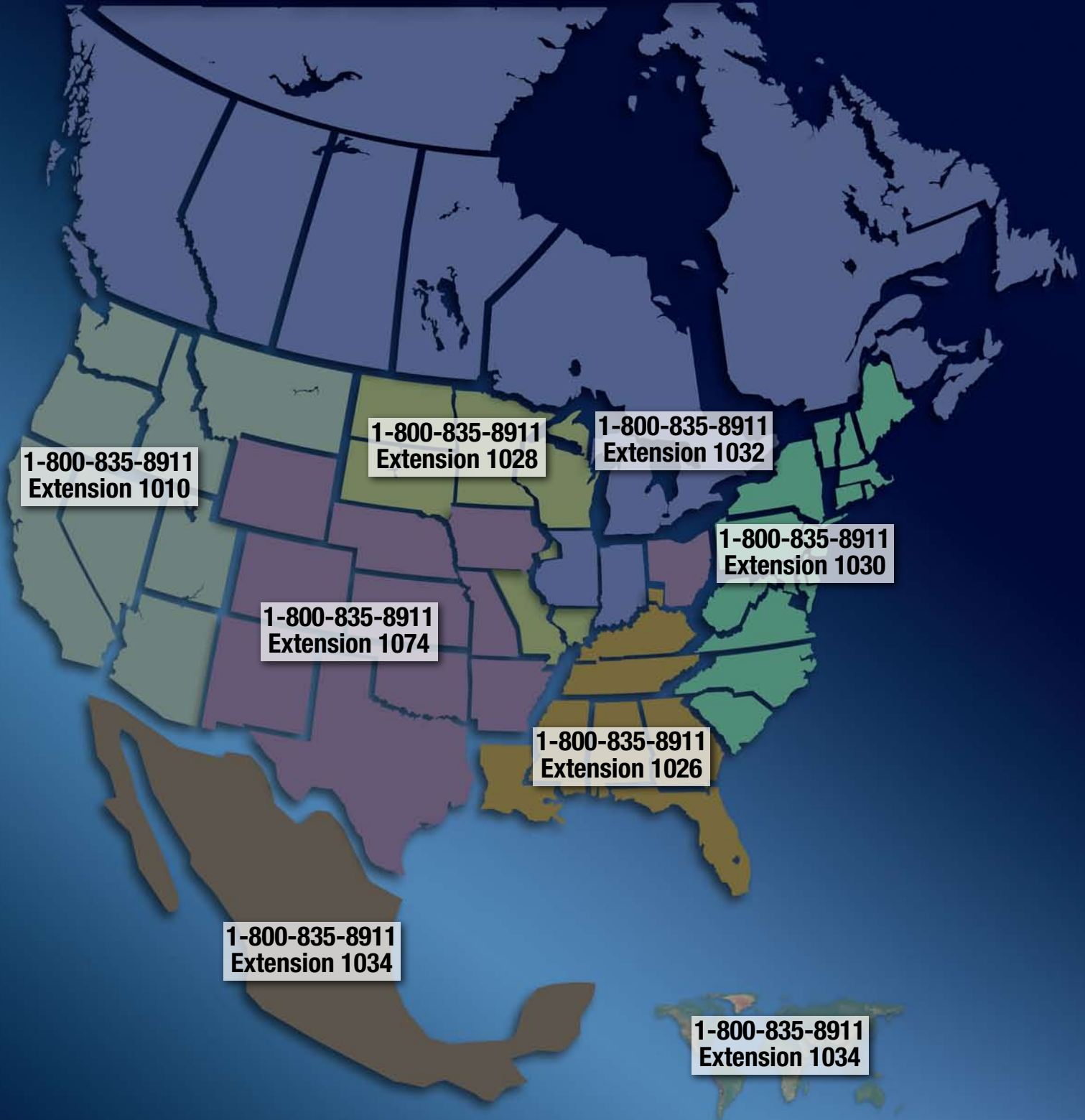
[WWW.ALBIONINC.COM](http://WWW.ALBIONINC.COM)

800-835-8911

ISO9001:2000 Registered



# ALBION SALES REGIONS



# ALBION®

<b>Item</b>	<b>Page</b>
Table of Contents . . . . .	3
Color Code Key	
New Products Section . . . . .	4-7
Product Numbering System Guide . . . . .	8
Casters, wheels and rig model numbering examples	
Albion Meets Industry Standards for Quality and Sanitation . . . . .	9
Albion warranty statement	
Wheel Selection Guide . . . . .	10-11
Photos, wheel code and page number to find more info	
Wheel Selection Chart . . . . .	12
Wheel details grouped by soft, medium and hard tread	
Wheel Bearing Selection Guide . . . . .	13
Caster Survey . . . . .	14
Easy to use survey to match the right caster with each piece of equipment	
Albion – The Ergonomic Professionals . . . . .	15
Albion – The Polyurethane Professionals . . . . .	16
Prevenz™ Antimicrobial Wheels . . . . .	17
Special Use Casters . . . . .	18



# Table of Contents

## CATALOG KEY

Colors on this page correspond to the color tabs on catalog pages. On individual pages use the following color key.

Blue is standard model

Green is popular model

Yellow is new model

INTRODUCTION TAB

### Introduction

Item	Page
Table of Contents	3
New Products Section <b>NEW!</b>	4-7
Product Numbering System Guide	8
Albion Meets Industry Standards for Quality and Sanitation	9
Albion Warranty Statement	9
Wheel Selection Guide <b>NEW!</b>	10-11
Wheel Selection Chart <b>NEW!</b>	12
Wheel Bearing Selection Guide	13
Caster Survey	14
Ergonomic Professionals	15
Polyurethane Professionals	16
Prevenz™ Antimicrobial Wheels	17
Special Use Casters <b>NEW!</b>	18

LIGHT DUTY CASTERS TAB

### Light Duty Caster Series

CN NeoTeq up to 175#	19
DC Institutional up to 350#	20
Empire F2 and F4 Introduction <b>NEW!</b>	21
F2 General Duty up to 255# <b>NEW!</b>	22
F4 General Duty up to 325# <b>NEW!</b>	23-24
F4 General Duty Stem up to 325# <b>NEW!</b>	25
F4 High Temp. Bakery Up to 185# <b>NEW!</b>	26
JC Leveling Casters <b>NEW!</b>	27
P2 Precision up to 250#	28
PC Prestige™ Polymer up to 300#	29
01 Light Duty up to 300#	30
02 Institutional up to 350#	31-32
02 Shopping Cart up to 350#	33
02 Gate Casters 125#	144
03 Air Cargo up to 450#	34
04 Stainless up to 350#	35-36
Fallshaw Introduction <b>NEW!</b>	37-38
Fallshaw K Series up to 120# <b>NEW!</b>	39
Fallshaw M Series up to 330# <b>NEW!</b>	40-41
Fallshaw J Series up to 660# <b>NEW!</b>	42-43
Fallshaw O Series up to 660# <b>NEW!</b>	44-45
Fallshaw Arc Duty up to 110# <b>NEW!</b>	46
Fallshaw Arc Medium up to 110# <b>NEW!</b>	47
Fallshaw Zen Light up to 110# <b>NEW!</b>	48
Fallshaw Zen Medium up to 110# <b>NEW!</b>	49
Fallshaw Applications <b>NEW!</b>	50

MEDIUM HEAVY DUTY CASTERS TAB

### Medium Heavy Duty Caster Series

JC Series Leveling Casters <b>NEW!</b>	27
05 Stainless Steel up to 1200#	51-52
12 Series up to 1250#	53-55
14 Scaffolding Casters up to 800#	56
14 Gate Casters 210#	144
15 Empire up to 800#	57
16 Series up to 1250#	58-60
18 Ergonomic Precision up to 1250#	61-62
20/21 Business Machine up to 255#	63
40 Medium Duty Spring-Loaded	64-65
up to 500#.	
41 Spring-Loaded up to 800 lbs. <b>NEW!</b>	66

HEAVY DUTY CASTERS TAB

### Heavy Duty Caster Series

Item	Page
141 Spring Loaded Contender up to 1500 lbs. <b>NEW!</b>	128
42 Heavy Duty Spring-Loaded up to 800#	67
44 Heavy Duty Spring-Loaded up to 1500#	68
60 Empire up to 1500#	69
61 up to 1500#	70-72
62 up to 1500#	73-75
63 up to 2000#	76
71 up to 1500#	77-78
72 up to 1600#	79-80
78 up to 2000#	81-82
81 up to 2000#	83-84
84 up to 3500#	85-86
90 up to 3500#	87-88
92 up to 4800#	89-90
93 up to 7500#	91
94 BBL Super Duty up to 5000#	92-93
94 TRL Super Duty up to 10000#	94-95
95 BBL Super Duty up to 8000#	96
95 TRL Super Duty up to 17000#	97-98

SHOCKMASTER AND CONTENDER CASTERS TAB

### Contender Kingpinless Casters

Introduction	99
Spring Loaded Kingpinless <b>NEW!</b>	100
110 Contender up to 1400#	101-103
120 Contender Stainless Steel up to 900#	104-105
130 Contender Premium Stainless Steel up to 1400# <b>NEW!</b>	106-107
310 Contender up to 4100#	108-109
330 Contender Premium Stainless Steel up to 3000# <b>NEW!</b>	110-111
410 Contender up to 4100#	112-113
610 Contender up to 9500#	114-115

### Shockmaster Kingpinless Casters

100 Shockmaster up to 1700#	116-118
300 Shockmaster up to 5500#	119-120
400 Shockmaster up to 5500#	121-122
600 Shockmaster up to 10000#	123-124
700 Shockmaster up to 20000#	125-126
850 Shockmaster up to 20000#	127
141 Spring Loaded Contender up to 1500 lbs. <b>NEW!</b>	128
Shockmaster™ and Contender™ Spring Loaded Casters <b>NEW!</b>	129-130

DUAL WHEEL AND PNEUMATIC CASTERS

### Dual Wheel Casters

Aviation/GSE Introduction Page	131
216/263/281/290 Dual Cantilever-Style	132-135
272/281/290/292/293/295BBL/295TRL Dual Standard-Style	136-138
298 Aviation Ground Equipment	139

### Pneumatic Casters

12/16/72 Semi-Pneumatic	140
12/72/90 Pneumatic Casters	141
94/95 Pneumatic Casters	142
272/290/295BBL/295TRL Pneumatic Cantilever-Style Casters	143
Gate Casters <b>NEW!</b>	144
14 Polished Brass Casters <b>NEW!</b>	145
Never-Flat Tires	146

HARD TREAD WHEELS TAB

### Hard Tread Wheels

Item	Page
CA/CW Cast Iron Wheels	147-148
CH Premium 2" Width Cast Iron	149
IC Empire Economical Cast Iron	149
FL/FD Single and Double Flange	150
VG/VL/VM V-Groove Cast Iron	151
FS/FH Drop Forged Steel	152
FM/FR Flat and Full Tread Ductile	153
VF/VH V-Groove Drop Forged Steel	154
HE Hi-Temp / NW White Nylon <b>NEW!</b>	155
NG/NR Maxim® Glass-filled Nylon	156
NY/NX Trionix™ High Impact Polymer	157
TH/TS/TL Straight Sided Phenolic	158
TM/TR Phenolic Wheels	159-160
PB/PW/RW Polypropylene Wheels	161
GP Fiberglass Polypropylene <b>NEW!</b>	162
IB Polypropylene Empire	162

POLYURETHANE TREAD WHEELS TAB

### Polyurethane Tread Wheels

Polyurethane Professional	163
Vulkollan® Polyurethane Intro	164
VY Vulkollan® Polyurethane	165
VX Vulkollan® Thick Tread	166
PY/PH Polyurethane on Cast Iron	167-168
PX Thick Tread Polyurethane/Cast Iron	169
PA/PD Polyurethane on Aluminum	170
PM Round Tread Polyurethane	171
XV V-Groove Polyurethane	171
XI/XP X-treme® Solid Elastomer	172
OG Press-On Polyurethane Tires	173-174
OG Press-On Mini Polyurethane	175
XA Polyurethane on Polypropylene	176
XB Polyurethane Shopping Cart	176
PI Economical Polyurethane/Cast Iron	177
IX/IZ/IP Empire Polyurethane <b>NEW!</b>	178

RUBBER TREAD WHEELS TAB

### Rubber Tread Wheels

MH Heavy Duty Mold-On Rubber	179
MR Mold-On Rubber on Iron	180-181
IM Empire Economical Rubber	182
MD Mold-On Rubber on Aluminum	183
RM/RL High Modulus <b>NEW!</b>	184
RR Rubber Solid	185
OA Press-On Rubber	186
SF/SG Pneumatic	187-188
SO Pneumatic Hand Truck Wheels	188
SN Semi-Pneumatic Hand Truck	188
NF Black or Grey Never-Flat	189
MV/MZ High Temperature <b>NEW!</b>	190
XS Ultimate X-tra Soft Rubber	191
XR Ultimate X-tra Soft Rubber	192
IS Empire Economical Grey TPR	193
IR Empire Economical Grey TPR	193
Prevenz™ Availability Chart	194

PARTS AND ACCESSORIES TAB

### Parts and Accessories

Caster Brakes <b>NEW!</b>	195-198
Brake Kits Chart	198
Swivel Locks	199
Quick-Release Caster Pads	199
Leveling Jacks	199
Floor Locks <b>NEW!</b>	200-203
Turntables <b>NEW!</b>	204
Bumpers <b>NEW!</b>	205
Optional Features	206
Replacement Parts	207-210

# Fallshaw Deluxe Casters



**Albion is the Exclusive Supplier of the Fallshaw Product Line in America**

Albion now has a complete line of light duty casters for the store fixture, display, medical equipment and furniture markets.

Fallshaw is Australia's largest manufacturer of wheels and casters and has a large range of industrial, furniture and medical casters – designed with signature style, very competitive prices and first-class quality and performance.

See pages 37-50



# Contender Kingpinless 130/330 Stainless Steel Casters

**Sometimes Even Heavy Duty Casters Need Protection from the Elements**

- Premium 304 type stainless steel plates and legs
- Premium 316 type stainless swivel section/yoke base for even greater strength and corrosion protection
- Kingpinless design is a proven workhorse for the most abusive applications

See pages 106-107 (130 Series); 110-111 (330 Series)



# Albion is Green in More Ways Than One

**Are Your Casters Green?**

Albion prides itself on being a leader in the caster industry ... not only in product innovation and service ... but also environmental stewardship of our planets precious natural resources.



# New Gate Casters



- Easy to install
- Easy to open and shut

See page 144



# Albion Bumpers

Serious protection for your equipment.

We're not saying our bumpers will take a bullet for you like a secret service agent. But, Albion is pleased to announce a new line of bumpers that look good while protecting your equipment, walls and other structures 24 hours a day ... 7 days a week.

See page 205



# Albion 41 Series Spring Loaded Casters

Spring into Safety

- Springs are encapsulated and protected by a urethane SpringGuard™ for added safety

See page 66



# Albion Contender 141 Series Spring Loaded Casters

Perfect for Automotive and Aviation Industry

- Protects cargo from damaging shocks and unwanted vibration
- Unique polyurethane spring design is durable and corrosion resistant
- Solid spring material features no spring coil where debris can jam spring action

See page 128



# Caster Express is Here!

- 24 hour shipping
- One week shipping for modified standard product
- Over 1,000 items now in caster express program
- Continuously adding models ... check frequently
- [www.casterexpress.com](http://www.casterexpress.com)

**ALBION™**  
800-835-8911





## Mmmm ... High Temperature Wheels that Bakeries Can Appreciate!

Preheat Oven to 485° and Relax

- Albion MV/MZ rubber tread high temperature wheels
- Excellent wheels for bakery racks
- Soft Tread Wheels Protect Your Floors

Casters see page 28  
Wheels see page 190



## Lock and Load with Albion ERGOnomic Floor Locks

- Ergonomically designed extended pedals make this floor lock the best in the industry!
- Bright safety yellow powder coating
- Easy to operate – even with steel toed boots.

See page 200



## What Happens When Albion's "Mad Engineers" Mix Polypropylene and Fiberglass?

Answer: A wheel that lasts 3 times longer than the competition

- Introducing Albion GP fiberglass filled polypropylene wheels
- Economical high performance wheel

See page 162



**ALBION**

## A New Spin on a Tried & True Swivel Plate

Introducing a Complete Line of Albion Turntables

- Capacity up to 10 tons
- A proven workhorse in the most abusive applications
- Maximize workspace ... enables workers to remain in one position and rotate items they're working with from all sides



**ALBION**<sup>®</sup>  
www.albioninc.com

See page 204



# Albion Ultimate X-tra Soft Rubber Handtruck Wheels

- Rolls and maneuvers easily
  - No "Air Pressure Hassles"
  - Attractive appearance
  - Excellent impact resistance
  - Excellent floor protection
  - Excellent weather resistance
  - Easy to clean
- See page 192

**Ultimate Appearance**  
**Ultimate Rollability**  
**Ultimate Performance**



# Your Clean Room Needs Clean Casters

Introducing Albion White Nylon NW Wheels



- Composed of injection molded white nylon
- Maximum performance, economical solution for your most demanding caster applications

See page 155



# Go Green ... With New Albion Empire Polyurethane Wheels

Introducing Albion Empire IZ and IX Polyurethane Caster Wheels

- Polyurethane tread mechanically locked to polypropylene core to prevent separation
- Capacity up to 900 lbs per wheel
- Excellent floor protection



See page 178



# Albion Empire Expands!

Introducing F2/F4 Empire Casters

- Excellent general purpose economical caster
- Light on the pocket book ... heavy on performance
- F2 Empire casters feature single ball raceway
- F4 Empire casters feature double ball race way



See page 23-28



# Albion Product Numbering System

## CASTERS

16PD06201S is a 16 Series 6" x 2" swivel top plate caster with Polyurethane/Aluminum core wheel and straight roller bearing. See below for caster number breakdown.

<b>16</b>	<b>PD</b>	<b>06</b>	<b>2</b>	<b>01</b>	<b>S</b>
<b>Caster Series</b> (16 Series)	<b>Wheel Code</b> (PD is Polyurethane on aluminum core) (see Wheel Section for codes, page 147 to 193)	<b>Diameter Code</b> (06 is 6")	<b>Tread Width Code</b> (2 is 2") 0: Less than 1-1/2 1: 1-1/2 to 1-5/8 2: 1-3/4 to 2 3: 2-1/8 to 2-7/16 4: 2-1/2 to 2-3/4 5: 2.8 to 3-3/8 6: 3-1/2 to 3-7/8 7: 4 to 4-7/8 8: 5 to 5-1/2 9: Over 5-1/2 X: 3-1/2 Dia. Wheel	<b>Bearing Code</b> (01 is Straight Roller Bearing) (see Bearing Section for codes, page 13)	<b>Swivel/Rigid Code</b> (S is swivel, R is rigid)

## OPTIONAL FEATURES

To be listed under the caster model number when ordering. Note: Some brake and swivel lock options are now placed at the end of the part number. Please see individual series for option designation.

<b>CB</b>	<b>16</b>
<b>Option Code</b> (CB is cam style brake)	<b>Option Code</b> (In this case cam style brake for 16 series caster)

## WHEELS

PD0620112 is a 6" x 2" Polyurethane/Aluminum core with 3/4" straight roller bearing.

<b>PD</b>	<b>06</b>	<b>2</b>	<b>01</b>	<b>12</b>
<b>Wheel Code</b> (PD is Polyurethane on aluminum core) (see Wheel Section for codes, page 147 to 193)	<b>Diameter Code</b> (06 is 6")	<b>Tread Width Code</b> (2 is 2") 0: Less than 1-1/2 1: 1-1/2 to 1-5/8 X: 1-1/4" tread width for 3-1/2" Dia. Wheels 2: 1-3/4 to 2 3: 2-1/8 to 2-7/16 4: 2-1/2 to 2-3/4 5: 2.8 to 3-3/8 6: 3-1/2 to 3-7/8 7: 4 to 4-7/8 8: 5 to 5-1/2 9: Over 5-1/2	<b>Bearing Code</b> (01 is Straight Roller Bearing) (see Bearing Section for codes, page 13)  Note: for wheel less bearing order 41 or 00 depending on wheel--see wheel section pages 147-193)	<b>Bearing ID Code</b> (12 is 3/4") Bearing I.D. for wheels with bearing. Wheel bore I.D. for wheels less bearing. In 1/16" increments, for example: 12 divided by 16 or 3/4" Common Bore Sizes: 19 = 1-3/16 31 = 1-15/16 39 = 2-7/16

## RIGS

16YA06201S is a Medium-heavy duty swivel rig that would accommodate the above 6" x 2" PD wheel.

<b>16</b>	<b>YA</b>	<b>06</b>	<b>2</b>	<b>01</b>	<b>S</b>
<b>Caster Series</b> (16 Series)	<b>Rig Code</b> (YA is rig only designation) YA: Standard YB: Moldon Lead YJ: Ball Load YN: Semi-Pneumatic YO: Full Pneumatic (Note: not all options included)	<b>Diameter Code</b> (06 is 6")	<b>Inside Leg Spacing Code</b> (2 means that rig fits 1-3/4" to 2" tread width wheel)  See <b>Tread Width Code</b> in <b>WHEELS</b> above.	<b>Axle/Nut Code</b> (01 indicates Stripped rig, no parts) 00: Rig comes with axle, nut, spanner and thrust washers 03: Complete with axle and nut.	<b>Swivel/Rigid Code</b> (S is swivel, R is rigid)

## Albion Meets Industry Standards for Quality and Sanitation

### ISO9001:2008 Certified



ISO9001:2008 Certified  
 Certification Number AGS-US121909

### Food Service



With Baking Industry Sanitation Standards Committee (BISSC) certification and NSF International listing, Albion is a proven supplier for those industries requiring the most stringent of sanitation standards. Albion's dedication to certification and meeting industry requirements brings confidence with every product.

### Providing Leadership Through Association Participation



### RoHS Compliant

RoHS Regulations state that from 1 July 2006 a producer may not put new electrical and/or electronic equipment containing lead, mercury, cadmium, hexavalent chromium, polybrominated biphenyls (PBB) and polybrominated diphenyl ethers (PBDE), in amounts exceeding the set maximum concentration values, on the market in the European Union.







We at Albion Industries, Inc. do hereby certify our products that are standard zinc plated and powder coated do comply with the RoHS regulations as set forth by the European Union.

### Albion Warranty







EACH ALBION PRODUCT IS WARRANTED AGAINST DEFECTS IN MATERIAL AND WORKMANSHIP FOR ONE YEAR FROM THE DATE OF ORIGINAL PURCHASE, UNLESS IT HAS BEEN MISUSED, ABUSED, MODIFIED, OR IMPROPERLY INSTALLED. ANY PRODUCT THAT IS CLAIMED TO BE DEFECTIVE THAT IS RETURNED TO ALBION WITH ITS APPROVAL WILL BE REPAIRED OR REPLACED FREE OF CHARGE (EXCLUDING FREIGHT AND INSTALLATION). THIS WARRANTY IS EXCLUSIVE AND THERE ARE NO OTHER WARRANTIES, EXPRESS OR IMPLIED, SUCH AS AN IMPLIED WARRANTY OF MERCHANTABILITY OR FITNESS FOR PARTICULAR PURPOSE. THIS REMEDY IS THE SOLE REMEDY IN CONTRACT, TORT OR OTHERWISE, AND ALBION IS NOT LIABLE FOR INCIDENTAL, CONSEQUENTIAL OR SPECIAL DAMAGES.

# Wheel Selection Guide







## Metal Tread Wheels

 <b>Cast Iron</b> (CA), (CW), (CH) Pages 147-148	 <b>Flanged Cast Iron</b> (FL), (FD) Page 150	 <b>V-Groove Cast Iron</b> (VG), (VL) Page 151	 <b>Drop Forged Steel</b> (FS), (FH) Page 152	 <b>Ductile</b> (FM), (FR), (VM 151) Page 153	 <b>V-Groove Drop Forged Steel</b> (VF), (VH) Page 154
--	---	--	--	---	---

## Nylon Tread Wheels

 <b>Hi-Temp Nylon (HE)</b> Durable high temp Page 155	 <b>Maxim® (NG)</b> Nylon and fiberglass Page 156	 <b>Maxim® NR Noise Reduction (NR)</b> Page 156	 <b>Trionix™ (NY)</b> High impact polymer Page 157	 <b>Trionix™ (NX)</b> High impact polymer Page 157	 <b>White Nylon (NW)</b> High impact polymer Page 155
---	---	--	---	--	---

## Phenolic Tread Wheels







 <b>Phenolic (TH), (TS), (TM)</b> , Pages 158-160	 <b>Laminated Phenolic (TL)</b> Page 158	 <b>High Temp Phenolic (TR)</b> Pages 159-160	 <b>Polypropylene (PB)</b> Page 161	 <b>White Polypropylene (PW)</b> Page 161	 <b>RETORT Hi-Temp Polypropylene (RW)</b> Page 161
--	---	--	---	--	---

## Polypropylene Tread Wheels

## Polypropylene Cont.

 <b>Polypropylene Nylon Glass Filled (GP)</b> Page 162	 <b>Polyurethane Press On Tire (OG)</b> Pages 173-174	 <b>Press-On Mini Polyurethane (OG)</b> Page 175	 <b>Polyurethane On Aluminum Core (PA), (PD)</b> Page 170	 <b>Round Tread Polyurethane on Aluminum Core (PM)</b> Page 171	 <b>Polyurethane V-Groove (XV)</b> Page 171
---	--	---	--	---	--

## Polyurethane Tread Wheels Continued

 <b>Polyurethane on Iron Core (PY), (PH)</b> Pages 167-168	 <b>Polyurethane On Cast Iron core (PI)</b> Page 177	 <b>Thick Tread Polyurethane on Iron Core (PX)</b> Page 169	 <b>Polyurethane on Polypropylene (XA)</b> Page 176	 <b>Light Duty Polyurethane on Polypropylene (XA)</b> Page 176	 <b>Shopping Cart Wheels (XB)</b> Page 176
---	---	---	---	--	---

**P** = Prevenz Antimicrobial models available.

# Wheel Selection Guide

## Polyurethane Tread Wheels Continued



**X-Treme Solid Polyurethane (XI)**  
Page 172



**X-Treme Plus Solid Polyurethane (XP)**  
Page 172



**Vulkollan® on Cast Iron (VY)**  
Page 165




**Thick Tread Vulkollan® on Cast Iron (VX)**  
Page 166

## Rubber Tread Wheels



**Mold-On Rubber Aluminum Core (MD)**  
Page 179



**Rubber (RR/RN)**  
Page 185

## Rubber Tread Wheels



**Heavy Duty Mold-On Rubber on Iron Core (MH)**  
Page 183



**High Temp Rubber on Aluminum (MV)**  
Page 190



**High Temp Rubber on Phenolic (MZ)**  
Page 190



**High Modulus Grey (RM)**  
Page 184



**High Modulus Black (RL)**  
Page 184



**Mold-on Rubber on Iron Core (MR)**  
Page 180-181


## Rubber Tread Wheels Continued




**Rubber Press On Tire (OA)**  
Page 185



**Full Pneumatic Black (SF), Gray (SG)**  
Page 187-188



**Brass Full Pneumatic Gray & Black Tread (SF)**  
Page 188



**Hand Truck Wheel (SO)**  
Page 188



**Semi-Pneumatic (SN)**  
Page 188



**Never-Flat Tire (NF)**  
Page 189

## Rubber Tread Wheels Continued



**Ultimate X-tra Soft Flat Tread (XS)**  
Page 192



**Ultimate™ X-tra Soft Round Tread (XR)**  
Page 192



**Conductive X-tra Soft Round or Flat (XX/XY)**  
Page 191-192



**Ultimate X-tra Soft Handtruck (XR)**  
Page 192

## Empire Wheels



**Polypropylene (IB)**  
Page 162



**Rubber on Iron (IM)**  
Page 182

## Empire Wheels Continued



**Cast Iron (IC)**  
Page 149



**Polyurethane on Iron (IP)**  
Page 178



**Polyurethane on Polypropylene (IX)**  
Page 178



**Polyurethane on Polypropylene Round (IZ)**  
Page 178



**TPR on Polypropylene Flat (IS)**  
Page 193



**TPR on Polypropylene Round (IR)**  
Page 193

**P** = Prevenz Antimicrobial models available.

# Wheel Selection Chart

WHEEL SELECTION

Wheel Type	Wheel Description	Capacity Range (lbs)	Size Range (Inches)	Floor Protection	Rollability	Chemical Resistance	Temperature Range (Deg. F)
<b>SOFT</b>							
MG*	Neoprene/Alum	250	4 to 8	High	Fair	Good	-40 to +180
MX*	Rubber/Nylon	450	4 to 8	High	Best	Good	-40 to +180
MD	Mold-on Rubber/Aluminum	250 - 600	4 to 8	High	Fair	Good	-40 to +180
MH	Mold-on Rubber/Aluminum (HD)	250 - 600	4 to 8	High	Fair	Good	-40 to +180
MR	Mold-on Rubber/Iron Hi-Temp	140 - 3020	3-1/4 to 20	High	Fair	Good	-40 to +180
IM	Mold-on Rubber/Iron	350 - 450	4 to 8	High	Fair	Good	-40 to +180
RR	Soft Rubber (Solid)	125 - 360	3 to 8	High	Fair	Good	-40 to +180
RN	Hard Rubber (Solid)	125 - 360	3 to 8	High	Fair	Good	-40 to +180
RM	High Modulus Rubber/Alum. (Gray)	300 - 450	5 to 8	High	Fair	Good	-40 to +180
RL	High Modulus Rubber/Alum. (Black)	300 - 450	5 to 8	High	Fair	Good	-40 to +180
OA	Press-On Rubber	1270 - 10190	8-1/2 to 22	High	Fair	Fair	-40 to +180
OA	Deluxe Press-On Rubber	2040 - 6340	13 to 22	High	Fair	Fair	-40 to +180
SF	Full Pneumatic	200 - 3630	6 to 25.7	High	Fair	Fair	-40 to +180
SF	Full Pneumatic (Brass)	210	8	High	Fair	Fair	-40 to +180
SO	Full Pneumatic (Hand truck)	350	10.5	High	Fair	Fair	-40 to +180
SN	Semi-Pneumatic (Hand truck)	200 - 540	6.2 to 12	High	Fair	Fair	-40 to +180
NF	Never-Flat	300 - 350	8 & 10	High	Fair	Fair	-40 to +180
XS	X-tra Soft Rubber (Flat Tread)	200 - 675	3 to 10	High	Good	Good	-45 to +180
IS	TPR Soft Rubber (Flat Tread)	300 - 600	4 to 8	High	Good	Good	-45 to +180
XR	X-tra Soft Rubber (Round Tread)	200 - 850	6 to 10	High	Good	Good	-45 to +180
IR	TPR Soft Rubber (Round Tread)	250 - 550	4 to 8	High	Good	Good	-45 to +180
<b>MEDIUM</b>							
NW	Nylon	600 - 0100	5 to 8	High	Good	Good	-20 to +250
OG	Polyurethane Press-on	1690 - 10900	8-1/2 to 18	Medium	Good	Good	-40 to +180
OG	Polyurethane Press-on (Mini)	2240 - 6600	5 to 10-1/2	Medium	Good	Good	-40 to +180
PA	Polyurethane/Alum (95 Shore A)	1200 - 7500	4 & 12	Medium	Good	Good	-40 to +180
PD	Polyurethane/Alum (60 Shore D)	600 - 3000	4 to 10	Medium	Good	Good	-40 to +180
PM	Polyurethane/Alum (Round)	1000 - 1500	5 & 8	Medium	Good	Good	-40 to +180
PB	Polypropylene (Black)	250 - 1000	3 to 8	Medium	Good	Best	-20 to +180
IB	Polypropylene (Black)	400 - 900	4 to 8	Medium	Good	Best	-20 to +180
PW	Polypropylene (White)	250 - 750	3 to 6	Medium	Good	Best	-20 to +180
RW	Hi-Temp Polypropylene (White)	300 - 900	3 to 8	Medium	Good	Best	-20 to +290
GP	Polypropylene/Fiberlass	800 - 01400	4 to 8	Medium	Good	Best	-20 to +250
PX	Polyurethane/Iron (Thick Tread)	2040 - 7700	6 to 16	Medium	Good	Good	-40 to +180
PH	Polyurethane/Iron (Heavy Duty)	1230 - 3420	6 to 12	Medium	Good	Good	-40 to +180
PY	Polyurethane/Iron	420 - 8400	3-1/4 to 18	Medium	Good	Good	-40 to +180
PI	Polyurethane/Iron	700 - 3500	4 to 12	Medium	Good	Good	-40 to +180
IP	Polyurethane/Iron	700 - 900	4 to 8	Medium	Good	Good	-40 to +180
XA	Polyurethane/Polypropylene	300 - 1500	3 to 10	Medium	Good	Best	-40 to +180
IX	Polyurethane/Polypropylene	500 - 0900	4 to 8	Medium	Good	Best	-40 to +180
XB	Polyurethane Shopping Cart	350	5	Medium	Good	Best	-40 to +180
XI	X-treme™ Solid Elastomer	1000	4 to 8	Medium	Best	Good	-30 to +200
XP	X-treme™ Plus Solid Elastomer	1400 - 2500	4 to 10	Medium	Best	Good	-30 to +200
XV	Polyurethane V-Grooved	300	4 to 8	Medium	Good	Good	-40 to +180
VY	Vulkolan® Polyurethane/Iron	2350 - 6925	6 to 12	Medium	Best	Good	-40 to +180
VX	Vulkolan® (Thick Tread)	2350 - 5000	6 to 10	Medium	Best	Good	-40 to +180
<b>HARD</b>							
CA	Cast Iron	300 - 6000	3 to 18	Low	Best	Fair	-40 to +800
IC	Cast Iron (Class 18)	700 - 900	4 to 8	Low	Best	Fair	-40 to +800
CW	Cast Iron (Large Bore)	6000 - 8000	8	Low	Best	Fair	-40 to +800
CH	Cast Iron (Heavy Duty)	1500 - 1800	5 to 8	Low	Best	Fair	-40 to +800
FS	Drop Forged Steel	1400-10000	4 to 10	Low	Best	Fair	-40 to +800
FH	Drop Forged Steel (Heavy Duty)	17000-20000	6 to 8	Low	Best	Fair	-40 to +800
FM	Ductile Iron	1500-6000	5 to 12	Low	Best	Fair	-40 to +800
FR	Ductile Iron (Full Radius)	1500-6000	5 to 10	Low	Best	Fair	-40 to +800
FL	Flanged (Single)	500 - 3000	3 to 14	Low	Best	Fair	-40 to +800
FD	Flanged (Dual)	500 - 2000	5 & 10	Low	Best	Fair	-40 to +800
VG	V-Grooved (Cast Iron)	800 - 3500	4 to 10	Low	Best	Fair	-40 to +800
VM	V-Grooved (Ductile Iron)	3500-6000	6 to 10	Low	Best	Fair	-40 to +800
VL	V-Grooved (Iron Large Bore)	4000	8 & 10	Low	Best	Fair	-40 to +800
VF	V-Grooved (Forged Steel)	6000-10000	6 & 10	Low	Best	Fair	-40 to +800
VH	V-Grooved (Forged Steel Large Bore)	10000-15000	6 to 10	Low	Best	Fair	-40 to +800
HE	Hi-Temp Nylon	600 - 1400	3 to 8	Med/Low	Best	Best	-40 to +550
MZ	Hi-Temp (Rubber on Phenolic)	700	4	High	Best	Best	-40 to +485
NG	Maxim®	700 - 1400	3-1/4 to 8	Med/Low	Best	Best	-40 to +250
NR	Maxim® (Noise Reduction)	700 - 1500	3-1/4 to 10	Med/Low	Best	Best	-40 to +180
NY	Trionix™ High Impact Polymer	1750-2500	8 to 10	Medium	Best	Best	-15 to +185
NX	Trionix™ High Impact Poly (Solid)	2160-720	4 to 10	Medium	Best	Best	-30 to +220
TH	Phenolic (Straight Sided)	1000 - 1500	4 to 6	Med/Low	Best	Fair	-65 to +250
TS	Sanitary Phenolic (Straight Sided)	500 - 1400	4 to 8	Med/Low	Best	Fair	-65 to +250
TL	Laminated Phenolic	8000	6	Med/Low	Best	Fair	-65 to +250
TM	Phenolic (Black)	400 - 8000	3 to 18	Med/Low	Best	Fair	-65 to +250
TR	Phenolic (Reddish Green)	400 - 8000	3 to 18	Med/Low	Best	Fair	-65 to +475

## Capacity Ratings

Caster and wheel capacities shown in this catalog are based on the following conditions or have been established through industry standards and accepted usage.

## General Conditions

All ratings are based on operation over smooth floors, rails or tracks with no obstructions or severe shock loads. All bearings must be properly lubricated. Conditions of excessive temperature, excessive dirt or other contaminants will reduce capacity and will minimize performance. Capacity ratings cannot be used when product is misapplied or modified.

## Manual Operation

Manual operation capacities apply to non-powered movement of loads only.

## Power Operation

Tractor drawn, mechanically moved conveyor or tow line require specifically designed casters to withstand conditions encountered in these mechanically powered operations. Consult ALBION's Engineering Department for specific recommendations concerning your particular application.

All Casters and wheels are rated up to 2.5 mph operation per the Institute of Caster & Wheel Manufacturers Guidelines.

\*Coming Soon.

# Wheel Bearing Selection Guide



## **Roller (01,05,07)**

Roller bearings are the standard bearing in most caster applications. 1-1/2 and 2 inch width wheels feature a cage separating hardened steel rollers and a hardened steel split outer race. These bearings must be used on a hardened bushing or shaft. Maximum temperature range is 350°F. All Casters and wheels are rated up to 2.5 mph operation per the Institute of Caster & Wheel Manufacturers Guidelines.



## **Precision Sealed Ball (28)**

Completely sealed, these precision ground ball bearings are held in a metal spacer ring between two hardened raceways. This bearing never needs to be lubricated, and with the lowest rolling resistance of all bearings offers the most ergonomic situation available. Maximum temperature range is 250°F.



## **Drawn Cup Roller (02)**

These are roller bearings as described above except they have metal cages holding the precision ground rollers. The outer race is a one-piece construction, giving added rigidity to the wheel bore. These bearings must be used on a hardened bushing or shaft. Maximum temperature range is 400°F.



## **Pedestal Precision Ball (29)**

These sealed precision ball bearings include an integral spanner which eliminates need for separate spanner. Maximum temperature range is 250°F.



## **Precision Tapered Roller (09)**

The tapered roller is the most effective bearing for heavy or towed loads. The taper allows for some thrust loading, while the heat-treated inner and outer race allow for maximum load capacity. Maximum temperature range is 400°F.



## **Annular Ball (31)**

A precision type bearing where the machined outer race and inner race are held together by the bearings. This option offers easy rolling and quiet operation for light to medium duty loads. This bearing must be factory installed in the wheel. Maximum temperature range is 250°F.



## **Bronze (22)**

Excellent for wash-down or steam cleaning applications. Bearings is designed for temperatures up to 525°F.



## **Plain Bore (41)**

In this option, no bearing material is used. The wheel runs directly on the axle or spanner bushing. This is the least expensive bearing option, but also results in a higher rolling resistance.



## **Oilex (23)**

These bearings are made of oil-impregnated sintered iron. Completely self-lubricating, these are ideal for situations where rolling force is less critical and accessibility for lubrication is difficult. Maximum temperature range is 450°F.



## **Two Piece Delrin (51)**

A DuPont™ engineered material, Delrin is designed for use in situations in which a self-lubricating material is optimal and corrosion cannot be tolerated. Ideal for wash-down or steam-cleaning applications as well as total immersion. Maximum temperature range is 160°F.



## **Radial Ball (Industrial Ball) (27)**

Shielded ball bearings are often referred to as "industrial grade" bearings. Pressed into the hub of lower capacity wheels, these low cost bearings decrease the effort required to move a load. Maximum temperature range is 250°F.



## **One Piece Delrin (52)**

This is a one-piece version of the Delrin bearing listed above. Good for use where thrust washers are needed or to add rigidity to a soft wheel which might cause the two piece bearing to be ejected from the bore of the wheel. Maximum temperature range is 160°F.

# Caster Survey

With the popularity of castered equipment comes some problems for many large facilities. Whether a facility is a manufacturer of automobiles, a wholesale bakery, a warehouse, or a large hotel, the problems are the same. These plants buy their rolling equipment from a number of different sources (OEM's). As a result, there is a wide variety of caster brands, sizes and types used in these facilities. The problems this creates are:

- Identification of casters for replacement orders.
- Plants have to carry many styles and brands in their store rooms for replacement.
- The same piece of rolling equipment could be using three different types or sizes of casters.
- Some castered equipment could be "under castered" for its application which could lead to labor complaints or premature failures.
- Buyers place many orders with different suppliers in order to replace the many brands of the rolling equipment in their plant which results in higher order costs.
- The many sizes and brands create confusion between buyer and maintenance as to what brand and size goes on what piece of rolling equipment.
- Lack of local stock on some caster models causes rolling equipment to be unproductive while the plant waits for casters.

**But we have the solution:  
A caster survey.**

This easy-to-read survey form recommends a specific caster model for each piece of rolling equipment in the facility. There is no longer the need to take measurements of the caster, look up old invoices to determine where they bought it last, or remember model numbers. The customer can consolidate the large range of sizes being used into a select few. This survey would give the customer the right caster for the right job and remove complaints of "under casting," poor wear and many orders to different suppliers.

After a plant caster survey is completed, you will know exactly what models the plant surveyed will use. We will help you conduct a caster survey at your request.

For more information, please contact your Inside Sales Coordinator at 1.800.835.8911 or email@albioninc.com.

Distributor Name: \_\_\_\_\_ Distributor Contact: \_\_\_\_\_  
 Phone: \_\_\_\_\_ E-mail: \_\_\_\_\_  
 End User: \_\_\_\_\_ End User Contact: \_\_\_\_\_  
 End User Phone: \_\_\_\_\_

**Marketing Information:**

Equipment Name or Description: \_\_\_\_\_  
 Caster Currently Being Used (Manufacturer and Part Number): \_\_\_\_\_  
 Other Competitors Bidding on this job? \_\_\_\_\_  
 Price Point: \_\_\_\_\_ Delivery Date: \_\_\_\_\_  
 Previous Quote #: \_\_\_\_\_  
 Quote Quantities: \_\_\_\_\_, \_\_\_\_\_, \_\_\_\_\_, \_\_\_\_\_, \_\_\_\_\_  
 Follow Up Call Required? \_\_\_\_\_ By When? \_\_\_\_\_

**Engineering Information:**

Number of casters required per unit: Rigid \_\_\_\_\_ Swivel \_\_\_\_\_

**Critical Dimensions:**

Top Plate Size: \_\_\_\_\_ Bolt Hole Spacing: \_\_\_\_\_ Overall Hgt: \_\_\_\_\_ Swivel Radius \_\_\_\_\_  
 Swivel Lead: \_\_\_\_\_ Is shock absorption required? Yes \_\_\_\_\_ No \_\_\_\_\_  
 Wheel Type: \_\_\_\_\_ Diameter: \_\_\_\_\_ Tread Width: \_\_\_\_\_ Hub Length: \_\_\_\_\_

Options (brakes, locks, seals): \_\_\_\_\_  
 Total maximum weight (including cart): \_\_\_\_\_  
 Floor Material & Condition: \_\_\_\_\_  
 Ergonomic considerations: None \_\_\_\_\_ Rollability \_\_\_\_\_  
 Environmental Factors (oil, dust, chemicals): \_\_\_\_\_  
 Operating Temperature (range & duration): \_\_\_\_\_  
 Shock Loads? Yes \_\_\_\_\_ No \_\_\_\_\_  
 Side Thrust? Yes \_\_\_\_\_ No \_\_\_\_\_  
 Movement: Manual: \_\_\_\_\_ Powered \_\_\_\_\_  
 Maximum Speed: \_\_\_\_\_  
 Frequency of Use: Continuous: \_\_\_\_\_  
 Intermittent: \_\_\_\_\_  
 Additional Operating Information: \_\_\_\_\_  
 \_\_\_\_\_  
 \_\_\_\_\_  
 \_\_\_\_\_  
 \_\_\_\_\_  
 \_\_\_\_\_

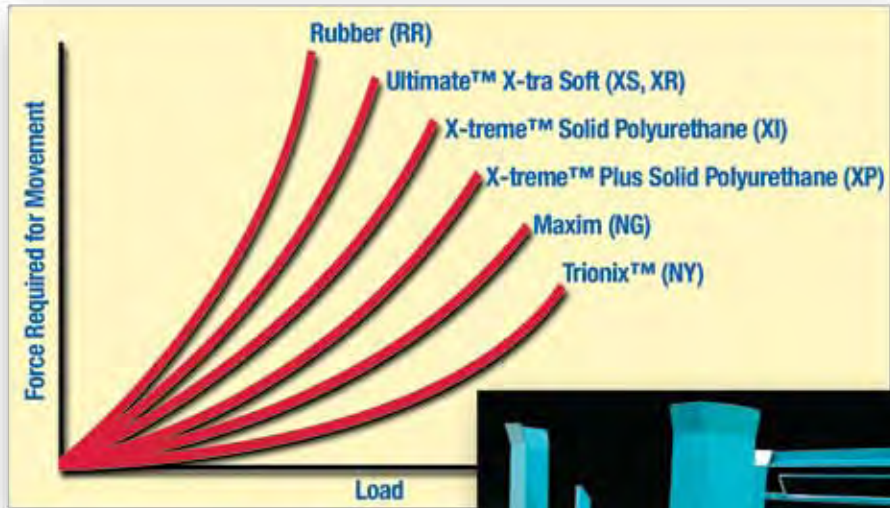


# Ergonomic Professionals

## Albion knows ergonomics.

For more than 50 years Albion Industries, Inc. has been committed to easing the load of moving products through your facility. Long before ergonomics was popular, we were developing casters and wheels to reduce fatigue, reduce repetitive motion and improve productivity.

We have accelerated efforts to develop casters that ease the effort needed to start a cart in motion or swivel while in operation. Also, we explore the latest materials technologies to deliver wheels that offer the best performance and the best ergonomic qualities.



Leading the way in Albion's efforts toward ergonomic excellence is our zero-maintenance 18 Series Caster. These casters reduce the effort needed to bring a caster in line by over 30% in contrast to standard dual ball raceway construction. Plus the sealed precision bearing in the swivel reduces noise by 15% compared to standard construction. Add in the zero maintenance and you've got a product certain to improve your bottom line and reduce repetitive strain on your employees.



Albion Ergonomic casters and wheels are designed for applications where maximum rolling ease and maneuverability are the primary considerations.

## Ergonomic Approved Wheel Bearings

### Precision Ball Bearings

Completely sealed, precision ground ball bearings constructed with hardened raceways to give you the ultimate in rolling ease. Lowest rolling resistance of all of our bearings. Never needs to be lubricated to cut maintenance time and cost.



## Ergonomic Approved Wheels



## ALBION ERGONOMIC CASTERS

- Easy to start rolling
- Easy to keep rolling
- Easy to maneuver
- Quiet operating
- Minimum operator fatigue
- Reduces maintenance
- Improves productivity

# Polyurethane Professionals

## Albion Industries knows polyurethane.

With more than 50 years experience leading the caster and wheel industry, our customers are depending on us to keep business on the move. Although this catalog focuses on our caster and wheel capability, ALBION polyurethane expertise is applied to a wide range of industrial products in a variety of shapes and sizes.



**Vulkollan** (VY and VX)  
Premier polyurethane on cast iron now available!



## Capabilities:

- **Multiple Durometers**—Standard polyurethane durometers are 80A and 95A. We do manufacture other durometers upon request
- **Custom Colors**—Custom colors are available upon request
- **Keyways**—Albion standard keyway inserts are available for next day turn around. Specialty keyways are machined to any configuration
- **Cutter bars, brakes, and sound dampening pads** available
- **Compression molding**
- **Custom machining and crown facing**
- **Custom Branding**—Your order can be customized to “make it your own” by using a custom color, special durometer or product name insert on the wheel
- **Specialty Wheel Development**—Albion’s team of sales engineers has more than 70 years combined experience designing and developing new products for specialty applications. We develop special tread faces, hub configurations and bearings to perform in virtually any application
- **Anti-Microbial Additives**—Bacterial inhibitors are available for all polyurethane products. If your food, laboratory or medical application requires additional peace of mind, this is a great solution
- **Next day shipping** available, consult factory



## Polyurethane Core Recycle



Albion can Re-Poly your old polyurethane on metal cores with a new burn-off oven. Consult factory for details.

**ALBION**<sup>®</sup>  
www.albioninc.com  
800-835-8911

# Prevenz™ Antimicrobial Wheels

## The Prevenz Story

### How Does Prevenz™ Work?


The antimicrobial compound used in Prevenz™ wheels is designed to suppress the growth of a variety of destructive and odor causing microbes including bacteria, molds, mildew, and fungi. The active ingredients neutralize the ability of microbes to function, grow and reproduce.

### How long does the protection last?


Prevenz™ is engineered to be effective against microbes for the life of the wheel. The agent remains stored in the polymer and is gradually released to the surface of the wheel.

### Will scratches, tread wear or wax buildup diminish the effectiveness?

No. Prevenz™ protection is not a coating on the surface of the wheel. It is an



WITHOUT PREVENZ™



WITH PREVENZ™

integral part of the wheel material. Abrasion, chips or scratches will not impact the effectiveness of Prevenz™ in any way. Not even wax buildup on the wheel can impair the bacteria fighting performance.

### Does Prevenz™ eliminate the need for cleaning?

No. Although Prevenz™ provides an added level of protection, these wheels do not eliminate the need for normal cleaning practices. They are designed to work in conjunction with and enhance your

ongoing program. Good hygiene practices should always be observed.

### Is Prevenz™ safe?

Yes. The active ingredients in Prevenz™ have undergone extensive laboratory testing and have been proven safe. The active ingredient has a history of hospital use for more than 25 years and is used in a broad range of popular personal care products, such as antimicrobial soap, toothpaste and deodorant. It is registered with the US Environmental Protection Agency (EPA), and products with this material have been approved by the US Food & Drug Administration (FDA), the European Union (EU), the National Sanitation Foundation (NSF) and other regulatory authorities around the world.

THE ALBION ADVANTAGE



The EPA registered and FDA compliant antimicrobial additive used in Prevenz™ wheels is designed to suppress the growth of a variety of destructive and odor causing microbes including bacteria, molds, mildew and fungi. These wheels are

suitable for a variety of applications including medical equipment, food equipment, pharmaceutical, chemical, meat & poultry, processing plants and more. To order add "PREV" to end of model number.



XA Prevenz™



XA Prevenz™  
Heavy Duty



XS Prevenz™



XS Prevenz™  
Heavy Duty



XR Prevenz™



XR Prevenz™  
Heavy Duty



XP Prevenz™



NG Prevenz™



PY Prevenz™



PX Prevenz™

**New! See Prevenz™ Availability Chart on Page 194**

**ALBION®**  
www.albioninc.com  
800-835-8911

# Special Use Casters



### 09 Series • Pipe Base Casters

Designed for portable units with pipe legs. Used on portable scaffolding, dry cleaner racks, portable conveyors, garment racks, laundry racks, printer's form tables, etc. Rigid and swivel models are available.



### 33-36 Series • Textile Casters

These casters feature extra wide spaced forks with stamped steel thread guards. Spacer tubes are fit between fork legs and thread guards to provide an opening which facilitates easy cleaning of the caster.



### 50-54 Series • Sanitary Casters

Developed specifically for food handling and processing industries where equipment sanitation is essential. Designed to reduce waste buildup and facilitate complete cleanup. These casters are National Sanitation Foundation (NSF) listed and Baking Industry Sanitation Standards Committee (BISSC) certified.



### Fork Lift Replacement Caster

Special dual wheel oscillator with spring loaded shock absorbing features. This design makes it ideal for fork lift applications.



### Automotive Industry Casters

These casters are designed to automotive manufacturers' specifications and are designed to withstand the severe and continuous service requirements associated with automotive plants. Shown here is a design for applications where noise reduction and shock dampening is required.



### Multi-Wheel Casters

Multiple wheel casters can be manufactured with a wide range of wheel types, sizes and capacities to suit your particular needs.



### Mini Poly Press-On

These rugged casters are designed to be used for those very severe applications where floor protection or cushion effect is desired and are beyond the capabilities of regular polyurethane wheels. The treads are replaceable. Casters are lubricated through a zerk fitting in the swivel section and wheel hub with the exception of 5" and 6" wheel diameter models which are prelubricated and sealed. Some models have hardened ball load races with 1-1/4" tapered roller thrust bearings. Prevenz™ antimicrobial option are available.



### Shock Absorbing Casters

Special extra heavy duty shock absorbing swivel caster equipped with rugged, reinforced core type wheels with molded rubber, floor protective tire tread. Pneumatic wheels are also available for even more shock absorption.



### Excellent for Weight Carts

10,000 lbs load capacity!

You won't find this "bad boy" at just any casters source. Albion engineers and craftsmen can custom design and build virtually any caster you need.

# ALBION®

Item	Page	Item	Page
 CN NeoTeq Casters, . . . . . 19 Capacity to 175 lbs.		 03 Air Cargo Casters Capacity to 450 lbs . . . . . 34	
 DC Institutional Casters . . . . . 20 Capacity to 350 lbs		 04 Stainless Light Duty Casters . . 35-36 Capacity to 350 lbs.	
<b>EMPIRE™</b> Empire F2 and F4 Introduction . . . 21 <b>NEW MODEL!</b>		 <b>FALLSHAW</b> wheels and casters Fallshaw Introduction. . . . . 37 <b>NEW MODEL!</b>	
 F2 General Duty Plate Casters . . . 22 Capacity to 255 lbs.		 Fallshaw Numbering System . . . 38 and ColorWorks System	
 F4 General Duty Plate Casters . . . 23-24 Capacity to 325 lbs.		 Fallshaw K Series . . . . . 39 Capacity to 120	
 F4 General Duty Stem Casters . . . 25 Capacity to 325 lbs.		 Fallshaw M Series . . . . . 40-41 Capacity to 330	
 F4 High Temp. Bakery Casters . . . 26 Capacity to 185 lbs. <b>NEW MODEL!</b>		 Fallshaw J Series. . . . . 42-43 Capacity to 660	
 JC Work Station Leveling . . . . . 27 Casters – Light to Medium <b>NEW MODEL!</b> Heavy Duty, Capacity to 2200 lbs.		 Fallshaw O Series . . . . . 44-45 Capacity to 660	
 P2 Precision Light Duty . . . . . 28 Casters, Capacity to 250 lbs.		 Fallshaw Arc Light Duty . . . . . 46 Deluxe Series, Capacity to 110	
 PC Prestige™ Polymer Casters, Capacity to 300 lbs. . . . . 29		 Fallshaw Arc Medium Duty. . . . . 47 Deluxe Series, Capacity to 110	
 01 Light Duty Casters . . . . . 30 Capacity to 300 lbs.		 Fallshaw Zen Light Duty. . . . . 48 Deluxe Series, Capacity to 110	
 02 Institutional Casters . . . . . 31-32 Capacity to 350 lbs.		 Fallshaw Zen Medium Duty . . . . . 49 Deluxe Series, Capacity to 110	
 02 Shopping Cart Casters . . . . . 33 Capacity to 350 lbs.		 Fallshaw Applications . . . . . 50	

Light Duty  
Casters



# CN

## MedCaster NeoTeq Casters



MedCaster Chrome NeoTeq series are designed to provide your equipment with a smooth and quiet roll.

### BRAKE OPTIONS

**Total Lock**  
see individual charts

### FEATURES

- Bright Chrome Finish
- Matching Chrome Thread Guards for wheels
- Non-Marking Soft-Neoprene Rubber wheels
- Dual Ball Swivel Raceways for added strength
- Precision ball bearings in wheels for easier rollability
- Upper raceway seal to prevent dirt and dust build-up

### BEARING



Precision Ball (28)

### TYPICAL APPLICATIONS

- Laboratory Equipment
- IV Stands
- Mobile Computer Stands
- Medical Equipment

For swivel models add "S" to end of caster number.  
For rigid models add "R" to end of caster number.

<b>Wheel Diameter</b> (Inches)	<b>Tread Width</b> (Inches)	<b>Capacity</b> (Lbs) (Based on nominal operating)	<b>Overall Height</b> (Inches)	<b>Swivel Lead</b> (Inches)	<b>Caster Number</b>

For swivel models add "S" to end of caster number.  
For rigid models add "R" to end of caster number.

<b>Wheel Diameter</b> (Inches)	<b>Tread Width</b> (Inches)	<b>Capacity</b> (Lbs) (Based on nominal operating)	<b>Overall Height</b> (Inches)	<b>Swivel Lead</b> (Inches)	<b>Caster Number</b>

**Hollow Kingpin Neoprene Rubber (28 Precision Ball Bearing)**

	<b>Free Swivel</b>	3	1	175	4	2-13/16	CN-03NRP-100-SW-HK04
	<b>Total Lock</b>	3	1	175	4	2-13/16	CN-03NRP-100-TL-HK04

CN

Hollow kingpin hole is 7/16" I.D. Recommended for use with 3/8" diameter fittings.

**Threaded Stem Neoprene Rubber (28 Precision Ball Bearing)**

	<b>Free Swivel</b>	3	1	175	4	2-13/16	CN-03NRP-100-SW-TS06
	<b>Total Lock</b>	3	1	175	4	2-13/16	CN-03NRP-100-TL-TS06

CN

Threaded stem is 3/8"-16NC x 1" long.

**Grip Ring Stem Neoprene Rubber (28 Precision Ball Bearing)**

	<b>Free Swivel</b>	2	1	125	2-11/16	2	CN-02NRP-100-SW-GR01
		3	1	175	4	2-13/16	CN-03NRP-100-SW-GR01
	<b>Total Lock</b>	2	1	125	2-11/16	2	CN-02NRP-100-TL-GR01
		3	1	175	4	2-13/16	CN-03NRP-100-TL-GR01

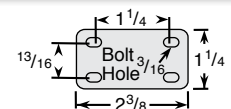
CN

Grip Ring is 7/16" diameter x 7/8" tall grip ring.

**Top Plate Neoprene Rubber (28 Precision Ball Bearing)**

	<b>Free Swivel</b>	2	1	125	2-11/16	2	CN-02NRP-100-SW-TP02
		3	1	175	4	2-13/16	CN-03NRP-100-SW-TP02
	<b>Total Lock</b>	2	1	125	2-11/16	2	CN-02NRP-100-TL-TP02
		3	1	175	4	2-13/16	CN-03NRP-100-TL-TP02

CN



CN SERIES • CAPACITY TO 175



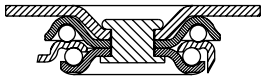
# Institutional Casters



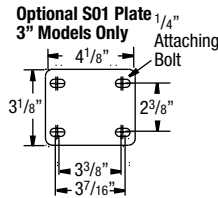
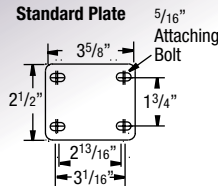
Albion DC Series casters are ideal for the institutional markets. These models include custom interlocking thread guards and non-marking wheels.

### TYPICAL APPLICATIONS

- Dolly carts
- Display carts



### MOUNTING OPTIONS



### FEATURES

- **Swivel Section:** Double ball raceway for standard top plate (Single ball raceway for optional S01 top plate)
- **Finish:** Zinc plated finish
- **Thread Guards:** Custom interlocking thread guards
- **Caster Wheel:** Non-marking TPR wheel (75 Shore A)
- **Construction:** Riveted construction
- Alternate or custom caster configurations available

### RIG OPTIONS

NSF listed for food service industry (Consult Factory)

### BRAKE OPTIONS

**Face Contact**  
specify **F**



### BEARING

Annular Ball (31)

- Economical
- Non Marking
- Custom Thread Guards

For swivel models add "S" to end of caster number.  
For rigid models add "R" to end of caster number.

<b>Wheel Diameter</b> (Inches)	<b>Tread Width</b> (Inches)	<b>Capacity</b> (Lbs) (Rated for manual operation)	<b>Overall Height</b> (Inches)	<b>Swivel Lead</b> (Inches)	<b>Approx. Wt.</b> (Lbs)	<b>Caster Number</b>
-----------------------------------	--------------------------------	---	-----------------------------------	--------------------------------	-----------------------------	----------------------

**TPR Rubber (31 Annular Ball Bearing)**

	3	1 1/4	275	3 11/16	1 11/16	.5	<b>DCXS03031S01</b>
	3	1 1/4	275	4 1/4	1 11/16	.5	<b>DCXS03031</b>
	3 1/2	1 1/4	300	4 3/4	1 11/16	.5	<b>DCXS03X31</b>
	4	1 1/4	325	5 1/16	1 11/16	.5	<b>DCXS04031</b>
	5	1 1/4	350	6 3/16	1 11/16	.5	<b>DCXS05031</b>

**XS**



NEW MODEL!

INTRODUCING  
**Albion F2 & F4**



# Empire Casters

Light on the pocketbook ... Heavy on performance.



EMPIRE F2 AND F4 SERIES

**EMPIRE™**  
Casters & Wheels

# F2

## EMPIRE™

### Casters & Wheels

### General Duty Casters

NEW MODEL!

**BRAKE OPTIONS**  
Side Brake  
specify B



**BEARING OPTIONS**

Plain Bore  
Bearing (41)



Roller (01)



**FEATURES**

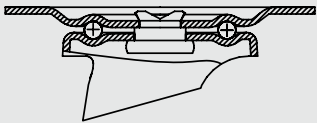
- **Top Plate & Yoke:** Heavily embossed, formed steel to extend caster life under rugged conditions
- **Swivel Section:** Fully hardened single ball bearing raceways
- **Kingpin:** 1/2" hydraulically formed steel rivet
- **Axle:** 3/8" diameter hollow axle with lock nut
- **Finish:** All rigs are zinc plated to resist rust and corrosion.
- Alternate or custom caster configurations available

An excellent general purpose economical caster. F2 models feature single ball raceways.

**TYPICAL APPLICATIONS**

- Dolly carts
- Display carts
- Hotel equipment
- Institutional equipment
- Food service racks and cases
- Stock carts
- Laundry trucks

**Swivel Cross Section**

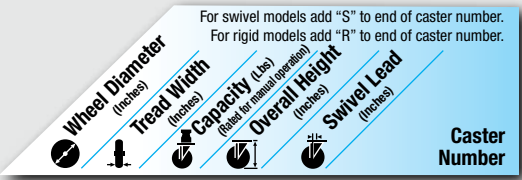


**MOUNTING**

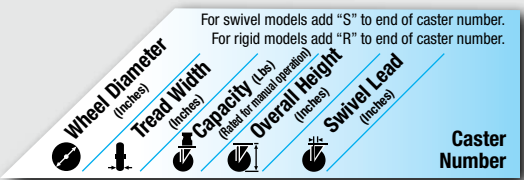
- Varies based on wheel diameter and wheel type.

Wheel Diameter	Swivel Plate Dimensions	Rigid Plate Dimensions
2" (51mm)		
2-1/2" (63mm)		
3" (76mm)		
4" (100mm)		

For swivel models add "S" to end of caster number.  
For rigid models add "R" to end of caster number.



For swivel models add "S" to end of caster number.  
For rigid models add "R" to end of caster number.



**Polypropylene (41 Plain Bore Bearing)**



2	7/8	125	2 1/2	3/4	F2IB02041
2 1/2	1 1/8	175	3 1/4	1	F2IB02X41
3	1 1/4	210	3 3/4	1 1/4	F2IB03041
4	1 1/4	255	5	1	F2IB04041

**Soft Rubber (41 Plain Bore Bearing)**



2	7/8	125	2 1/2	3/4	F2RR02041
2 1/2	1 1/8	175	3 1/4	1	F2RR02X41
3	1 1/4	210	3 3/4	1 1/4	F2RR03041
4	1 1/4	255	5	1 1/2	F2RR04041

# F4

# EMPIRE™ Casters & Wheels General Duty Casters

NEW MODEL!

### BEARING OPTIONS

Plain Bore  
Bearing (41)



Roller (01)

### FEATURES

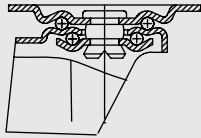
- **Top Plate & Yoke:** Heavily embossed, formed steel to extend caster life under rugged conditions
- **Swivel Section:** Fully hardened double ball bearing raceways
- **Kingpin:** 1/2" hydraulically formed steel rivet
- **Axle:** 3/8" diameter hollow axle with lock nut
- **Finish:** All rigs are zinc plated to resist rust and corrosion.
- Alternate or custom caster configurations available



An excellent general purpose economical caster. F4 models feature double ball raceways.

### TYPICAL APPLICATIONS

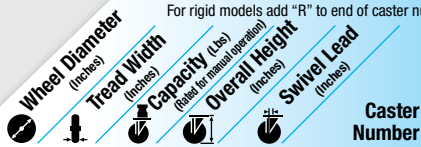
- Dolly carts
- Display carts
- Hotel equipment
- Institutional equipment
- Food service racks and cases
- Stock carts
- Laundry trucks



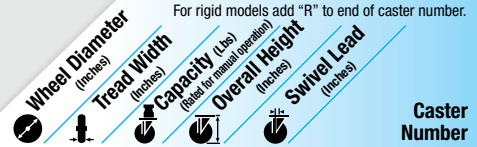
### TOP PLATE MOUNTING OPTIONS

Wheel Diameter	Swivel Plate Dimensions	Rigid Plate Dimensions
3" (72.2mm)		
4" (100mm) & 5" (125mm)		
4" (100mm) & 5" (125mm) ER Wheel Models Only		

For swivel models add "S" to end of caster number.  
For rigid models add "R" to end of caster number.



For swivel models add "S" to end of caster number.  
For rigid models add "R" to end of caster number.



### Thermoplastic Rubber (41 Plain Bore Bearing)

	3	1 1/4	180	3-7/8	1	<b>F4IS03041</b>
	4	1 1/4	250	5	1 1/8	<b>F4IS04041</b>
	5	1 1/4	300	6 1/8	1 1/4	<b>F4IS05041</b>

### Polypropylene (41 Plain Bore Bearing)

	3	1 1/4	275	3-7/8	1	<b>F4IB03041</b>
	4	1 1/4	275	5	1 1/8	<b>F4IB04041</b>
	5	1 1/4	290	6 1/8	1 1/4	<b>F4IB05041</b>

### Polyurethane (41 Plain Bore Bearing)

	3	1 1/4	225	3-7/8	1	<b>F4IX03041</b>
	4	1 1/4	300	5	1 1/8	<b>F4IX04041</b>
	5	1 1/4	325	6 1/8	1 1/4	<b>F4IX05041</b>

### Soft Rubber (41 Plain Bore Bearing)

	3	1 1/4	175	3-7/8	1	<b>F4RR03041</b>
	4	1 1/4	200	5	1 1/8	<b>F4RR04041</b>
	5	1 1/4	200	6 1/8	1 1/4	<b>F4RR05041</b>

### Elastic Rubber (01 Roller Bearing)

Sealed Swivel and thread guards for added protection.

	4	1	300	5 1/4	1 3/8	<b>F4ER04001</b>
	5	1	300	6 1/4	1 3/8	<b>F4ER05001</b>

Continue on next page

# F4

# EMPIRE™

Casters & Wheels

## General Duty Top Plate Brake Casters

NEW MODEL!



Caster Number

### Thermoplastic Rubber with Brake (41 Plain Bore Bearing)



IS

Wheel Diameter (inches)	Tread Width (inches)	Capacity (lbs) (Based on minimal operation)	Overall Height (inches)	Swivel Lead (inches)	Caster Number
3	1 1/4	180	3-7/8	1	F4IS03041SB
4	1 1/4	250	5	1 1/8	F4IS04041SB
5	1 1/4	300	6 1/8	1 1/4	F4IS05041SB



Caster Number

### Polypropylene with Brake (41 Plain Bore Bearing)



IB

Wheel Diameter (inches)	Tread Width (inches)	Capacity (lbs) (Based on minimal operation)	Overall Height (inches)	Swivel Lead (inches)	Caster Number
3	1 1/4	275	3-7/8	1	F4IB03041SB
4	1 1/4	275	5	1 1/8	F4IB04041SB
5	1 1/4	290	6 1/8	1 1/4	F4IB05041SB

### Polyurethane with Brake (41 Plain Bore Bearing)



IX

Wheel Diameter (inches)	Tread Width (inches)	Capacity (lbs) (Based on minimal operation)	Overall Height (inches)	Swivel Lead (inches)	Caster Number
3	1 1/4	225	3-7/8	1	F4IX03041SB
4	1 1/4	300	5	1 1/8	F4IX04041SB
5	1 1/4	325	6 1/8	1 1/4	F4IX05041SB

### Soft Rubber with Brake (41 Plain Bore Bearing)



RR

Wheel Diameter (inches)	Tread Width (inches)	Capacity (lbs) (Based on minimal operation)	Overall Height (inches)	Swivel Lead (inches)	Caster Number
3	1 1/4	175	3-7/8	1	F4RR03041SB
4	1 1/4	200	5	1 1/8	F4RR04041SB
5	1 1/4	200	6 1/8	1 1/4	F4RR05041SB

### Elastic Rubber with Total Lock Brake (01 Roller Bearing)

Sealed Swivel and thread guards for added protection.



ER

Wheel Diameter (inches)	Tread Width (inches)	Capacity (lbs) (Based on minimal operation)	Overall Height (inches)	Swivel Lead (inches)	Caster Number
4	1	300	5 1/4	1 3/8	F4ER04001ST
5	1	300	6 1/4	1 3/8	F4ER05001ST

# F4

# EMPIRE™

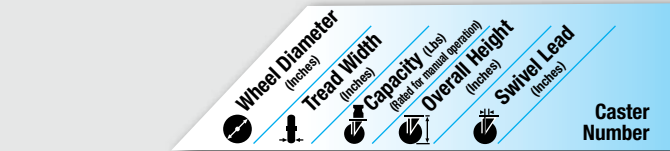
NEW MODEL!

Casters & Wheels


## General Duty Threaded Stem Casters

Threaded Stem Models (1/2" x 13 x 1-1/2")

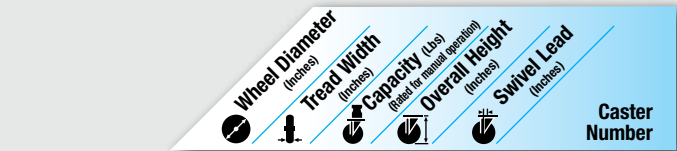
EMPIRE F4 SERIES • CAPACITY TO 325




**Thermoplastic Rubber (41 Plain Bore Bearing)**

	3	1 1/4	180	3 13/16	1	<b>F4IS03041S-S31</b>
	4	1 1/4	250	4 7/8	1 1/8	<b>F4IS04041S-S41</b>
	5	1 1/4	300	6	1 1/4	<b>F4IS05041S-S51</b>

IS




**Polypropylene (41 Plain Bore Bearing)**

	3	1 1/4	275	3 13/16	1	<b>F4IB03041S-S31</b>
	4	1 1/4	275	4 7/8	1 1/8	<b>F4IB04041S-S41</b>
	5	1 1/4	290	6	1 1/4	<b>F4IB05041S-S51</b>


IB

**Polyurethane (41 Plain Bore Bearing)**

	3	1 1/4	225	3 13/16	1	<b>F4IX03041S-S31</b>
	4	1 1/4	300	4 7/8	1 1/8	<b>F4IX04041S-S41</b>
	5	1 1/4	325	6	1 1/4	<b>F4IX05041S-S51</b>

IX


**Soft Rubber (41 Plain Bore Bearing)**

	3	1 1/4	175	3 13/16	1	<b>F4RR03041S-S31</b>
	4	1 1/4	200	4 7/8	1 1/8	<b>F4RR04041S-S41</b>
	5	1 1/4	200	6	1 1/4	<b>F4RR05041S-S51</b>

RR


### Brake Models

**Thermoplastic Rubber with Brake (41 Plain Bore Bearing)**

	3	1 1/4	180	3 13/16	1	<b>F4IS03041SB-S31</b>
	4	1 1/4	250	4 7/8	1 1/8	<b>F4IS04041SB-S41</b>
	5	1 1/4	300	6	1 1/4	<b>F4IS05041SB-S51</b>


IS

**Polypropylene with Brake (41 Plain Bore Bearing)**

	3	1 1/4	275	3 13/16	1	<b>F4IB03041SB-S31</b>
	4	1 1/4	275	4 7/8	1 1/8	<b>F4IB04041SB-S41</b>
	5	1 1/4	290	6	1 1/4	<b>F4IB05041SB-S51</b>


IB

**Polyurethane with Brake (41 Plain Bore Bearing)**

	3	1 1/4	225	3 13/16	1	<b>F4IX03041SB-S31</b>
	4	1 1/4	300	4 7/8	1 1/8	<b>F4IX04041SB-S41</b>
	5	1 1/4	325	6	1 1/4	<b>F4IX05041SB-S51</b>

IX

**Soft Rubber with Brake (41 Plain Bore Bearing)**

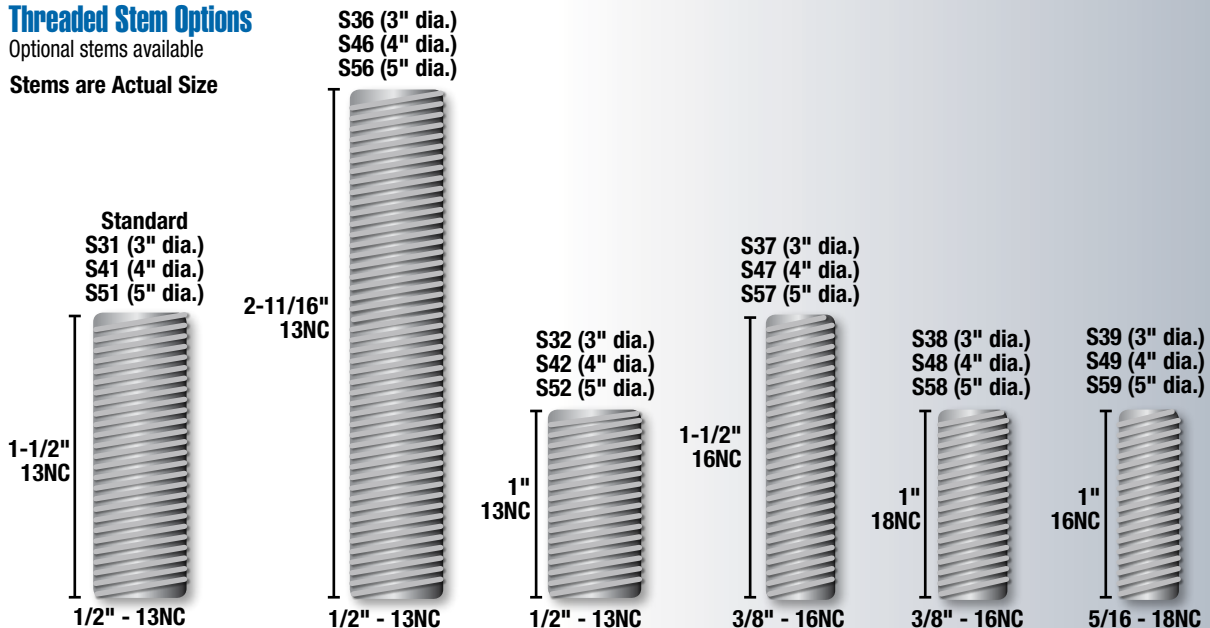
	3	1 1/4	175	3 13/16	1	<b>F4RR03041SB-S31</b>
	4	1 1/4	200	4 7/8	1 1/8	<b>F4RR04041SB-S41</b>
	5	1 1/4	200	6	1 1/4	<b>F4RR05041SB-S51</b>

RR

### Threaded Stem Options

Optional stems available

Stems are Actual Size



**NEW MODEL!**

# F4 Style High Temperature Bakery Casters



Red tread rubber on diecast aluminum (MV)

Black tread rubber on high temperature phenolic available (MZ)

**FEATURES**

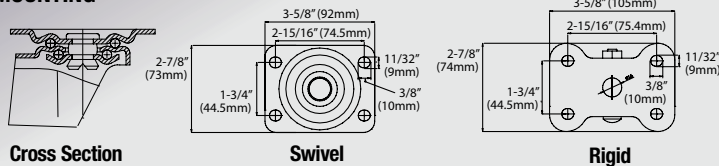
- Excellent Wheels for Bakery Racks
- Soft Tread Wheels Protect Your Floors
- Economical
- Handles the Heat
- Rolls quietly
- Temperature Range: -40° to 485°F intermittent (285°F continuous use)
- Typical applications include: Food Service, Pharmaceuticals, Laboratories, Hospitals

Excellent High Temperature casters handle heat up to 485°F. Non-marking rubber tread protects floors.

**TYPICAL APPLICATIONS**

- Food Service
- Pharmaceuticals
- Laboratories
- Hospitals

**MOUNTING**



	<b>Wheel Diameter</b> (Inches)	<b>Tread Width</b> (Inches)	<b>Capacity</b> (Lbs) (Rated for manual operation)	<b>Overall Height</b> (Inches)	<b>Swivel Lead</b> (Inches)	<b>Caster Number</b>
	4	1-9/16	170	5-1/8	1-3/8	F4MV04128S
	<b>Wheel Diameter</b> (Inches)	<b>Tread Width</b> (Inches)	<b>Capacity</b> (Lbs) (Rated for manual operation)	<b>Hub Length</b> (Inches)	<b>Bore ID</b> (Inches)	<b>Wheel Number</b>
	4	1-9/16	170	1.77	.320	MV0412805

**Swivel F4 Style Caster with High Temp MV Wheel**

**Rigid F4 Style Caster with High Temp MV Wheel**

Rubber on Die Cast Aluminum (MV)

	<b>Wheel Diameter</b> (Inches)	<b>Tread Width</b> (Inches)	<b>Capacity</b> (Lbs) (Rated for manual operation)	<b>Overall Height</b> (Inches)	<b>Swivel Lead</b> (Inches)	<b>Caster Number</b>
	4	1-3/16	185	5-1/8	1-3/8	F4MZ04041S
	<b>Wheel Diameter</b> (Inches)	<b>Tread Width</b> (Inches)	<b>Capacity</b> (Lbs) (Rated for manual operation)	<b>Hub Length</b> (Inches)	<b>Bore ID</b> (Inches)	<b>Wheel Number</b>
	4	1-3/16	185	1.77	.412	MZ0404105

**Swivel F4 Style Caster with High Temp MZ Wheel**

**Rigid F4 Style Caster with High Temp MZ Wheel**

Rubber on High Temperature Phenolic (MZ)

**Durometer:** 73 Shore A  
**Temperature Range:** -40° to 485°F intermittent (285°F continuous use)  
**Bearing:** Precision ball ... stainless steel bearings available.

**Durometer:** 85 Shore A  
**Temperature Range:** -40° to 485°F intermittent (285°F continuous use)  
**Bearing:** Standard plain bearing. Comes with spanner for 5/16" axles.




**Mmmm ... High Temperature Wheels that Bakeries Can Appreciate!**  
 Preheat Oven to 485° and Relax

Important Note: Caster wheel does not fit standard F4 series caster models. You must order these special F4 rigs for MV/MZ wheels.

# JC

## Work Station Leveling Casters

JCNY03041S PICTURED



JC SERIES • CAPACITY TO 2200

This caster is the ideal solution for applications requiring easy leveling of equipment. An added benefit of the JC caster is the shock absorbing rubber "posts" used to stabilize equipment.

### TYPICAL APPLICATIONS

- Computer Workstations
- Printer and Other Electronic Equipment Stands
- Work Tables
- Food Service
- Pharmaceuticals

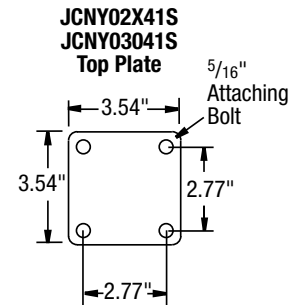
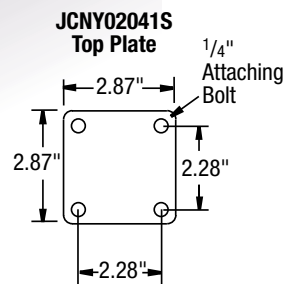
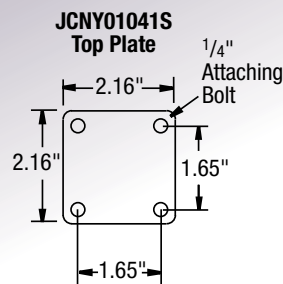
### FEATURES

- Stabilizer acts as a miniature "total lock" when fully engaged – prevents caster/equipment from moving
- Excellent low-profile caster
- Double race swivel design
- Stylish Ivory powder coating

### RIG OPTIONS (Consult Factory)

- NSF Listed for food service industry


### MOUNTING



Wheel Diameter (Inches)	Tread Width (Inches)	Hub Width (Inches)	Overall Height Caster in Use (Inches)	Maximum Overall Height Using Leveler (Inches)	Capacity (Lbs) (Rated for manual operation)	Swivel Lead (Inches)	Approx. Wt. (Lbs)	Caster Number
-------------------------	----------------------	--------------------	---------------------------------------	---	---	----------------------	-------------------	---------------

Nylon Wheel, Rubber Leveler Pad, Plain Bearing

NEW MODEL!

	1.68	.70	.80	2.80	3.27	110	3.40	.82	<b>JCNY01041S</b>
	2.00	.88	.93	3.23	3.70	660	3.90	1.50	<b>JCNY02041S</b>
	2.40	1.13	1.23	4.02	4.61	1320	5.30	3.00	<b>JCNY02X41S</b>
	2.86	1.25	1.32	4.72	5.51	2200	5.60	3.70	<b>JCNY03041S</b>

# P2 Precision Light Duty Casters

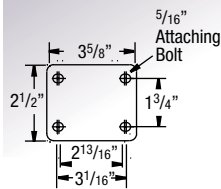


The smoothest operation available for light duty products. The sealed precision bearing in the swivel section offers quiet maintenance-free operation.

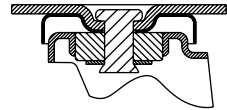
### TYPICAL APPLICATIONS

- Hotel Equipment
- Institutional Equipment
- Food Service
- Racks and Cases
- Stock Carts
- Laundry Trucks

### MOUNTING PLATE



### SWIVEL CROSS SECTION



### BRAKE OPTIONS

Face Contact specify F



Total Lock specify T

### FEATURES

- **Top Plate & Yoke:** Heavily embossed, formed steel to extend caster life under rugged conditions.
- **Swivel Section:** Sealed precision bearing in swivel section
- **Axle:** 3/8" diameter hollow axle with lock nut.
- **Finish:** All rigs are zinc plated to resist rust and corrosion
- Alternate or custom caster configurations available

- Ergonomic Caster
- Smooth, Quiet Operation
- Maintenance Free

For swivel models add "S" to end of caster number. For rigid models add "R" to end of caster number.

Wheel Diameter (Inches)	Tread Width (Inches)	Capacity (Lbs) (Rated for manual operation)	Overall Height (Inches)	Swivel Lead (Inches)	Approx. Wt. (Lbs)	Caster Number
-------------------------	----------------------	--	-------------------------	----------------------	-------------------	---------------

### X-tra Soft Rubber Round Tread (28 Precision Ball Bearing) **NEW PRODUCT!**

3	1 1/4	200	4 1/4	1 5/16	1.75	<b>P2XR03028</b>
3 1/2	1 1/4	250	4 11/16	1 1/4	1.85	<b>P2XR03X28</b>
4	1 1/4	250	5 1/8	1 1/4	2.25	<b>P2XR04028</b>
5	1 1/4	250	6 3/16	1 1/2	2.75	<b>P2XR05028</b>

XR

### X-tra Soft Rubber Flat Tread (31 Annular Ball Bearing)

3	1 1/4	200	4 1/4	1 5/16	1.75	<b>P2XS03031</b>
3 1/2	1 1/4	250	4 11/16	1 1/4	1.85	<b>P2XS03X31</b>
4	1 1/4	250	5 1/8	1 1/4	2.25	<b>P2XS04031</b>
5	1 1/4	250	6 3/16	1 1/2	2.75	<b>P2XS05031</b>

Prevenz™ antimicrobial models available. Add PREV to end of caster model.

XS

### Polyurethane on Polypropylene (31 Annular Ball Bearing)

3	1 1/4	250	4 1/4	1 5/16	1.50	<b>P2XA03031</b>
3 1/2	1 1/4	250	4 11/16	1 1/4	1.50	<b>P2XA03X31</b>
4	1 1/4	250	5 1/8	1 1/4	2.25	<b>P2XA04031</b>
5	1 1/4	250	6 3/16	1 1/2	2.25	<b>P2XA05031</b>

Prevenz™ antimicrobial models available. Add PREV to end of caster model.

XA

### Prevenz™ Antimicrobial Wheels

The EPA registered and FDA compliant antimicrobial additive used in Prevenz™ wheels is designed to suppress the growth of a variety of destructive and odor causing microbes including bacteria, molds, mildew and fungi. These wheels are suitable for a variety of applications including medical equipment, food equipment, pharmaceutical, chemical, meat & poultry, processing plants and more. To order add "PREV" to end of caster number.



XA Prevenz™  
Polyurethane on  
Polypropylene

XS Prevenz™  
X-trasoft Rubber  
Flat Tread



# PC

## Prestige™ High Impact Polymer Casters



### BRAKE OPTIONS

**Total Lock**  
specify T

See charts  
below to order



### FEATURES

- Swivel Section: Precision ball raceway
- Axle: 3/8" diameter
- Finish: Beige plastic to resist rust and corrosion
- Alternate or custom caster configurations available

### BEARING

Delrin (51)



- High Impact Nylon
- Perfect for Washdown and Corrosive Environments

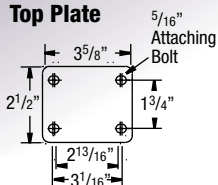
New Prestige™ casters are designed with high impact glass-filled nylon. Perfect for washdowns or corrosive environments.

### TYPICAL APPLICATIONS

- Hotel equipment
- Institutional equipment
- Display racks and cases
- Stock carts
- Laundry trucks

### MOUNTING OPTIONS

#### Top Plate



**Threaded Stem:** 1/2" - 13 x 1

**Grip Ring Stem:** 27/32" Diameter x 23/16"

Wheel Diameter (Inches)	Tread Width (Inches)	Capacity (Lbs) <small>(Based on normal operation)</small>	Overall Height (Inches)	Swivel Lead (Inches)	Approx. Wt. (Lbs)	Caster Number
-------------------------	----------------------	--	-------------------------	----------------------	-------------------	---------------

### Top Plate Polyurethane on Polypropylene (51 Delrin Bearing)



Swivel Top Plate  
5 | 1 1/4 | 300 | 6 7/8 | 1 5/16 | 2 3/4 | **PCXA05051S**

Swivel Top Plate with Total Lock Brake  
5 | 1 1/4 | 300 | 6 7/8 | 1 5/16 | 2 3/4 | **PCXA05051ST**

XA

Prevenz™ antimicrobial models available. Add PREV to end of caster number.

### Threaded Stem Polyurethane on Polypropylene (51 Delrin Bearing)



Threaded Stem  
5 | 1 1/4 | 300 | 6 1/2 | 1 5/16 | 2 3/4 | **PCXA05051S-S52**

Threaded Stem with Total Lock Brake  
5 | 1 1/4 | 300 | 6 1/2 | 1 5/16 | 2 3/4 | **PCXA05051ST-S52**

XA

Prevenz™ antimicrobial models available. Add PREV to end of caster number.

### Grip Ring Polyurethane on Polypropylene (51 Delrin Bearing)



Grip Ring Stem  
5 | 1 1/4 | 300 | 6 1/2 | 1 5/16 | 2 3/4 | **PCXA05051S-S54**

Grip Ring with Total Lock Brake  
5 | 1 1/4 | 300 | 6 1/2 | 1 5/16 | 2 3/4 | **PCXA05051ST-S54**

XA

Prevenz™ antimicrobial models available. Add PREV to end of caster number.

### Prevenz™ Antimicrobial Wheels

The EPA registered and FDA compliant antimicrobial additive used in Prevenz™ wheels is designed to suppress the growth of a variety of destructive and odor causing microbes including bacteria, molds, mildew and fungi. These wheels are suitable for a variety of applications including medical equipment, food equipment, pharmaceutical, chemical, meat & poultry, processing plants and more. To order add "PREV" to end of caster number.



XA Prevenz™ Polyurethane on Polypropylene

PC SERIES • CAPACITY TO 300

# 01

## Light Duty Casters



A sturdy light-duty caster. The single ball race design- makes the 01 a very economical, yet dependable caster.

### BRAKE OPTIONS

**Cam** specify **B**  
(swivel only)



### FEATURES

- **Top Plate & Yoke:** Heavily embossed, formed steel for strength and durability
- **Swivel Section:** Single ball bearing raceway for free swiveling under load
- **Axle:**  
2" diam. wheel = 1/4" axle  
2-1/2" diam. wheel = 5/16" axle  
3" diam. wheel = 3/8" axle  
4" diam. wheel = 7/16" axle
- **Finish:** All parts except wheel are zinc plated to resist rust and corrosion
- Alternate or custom caster configurations available

- Economical
- Sturdy
- Single Ball Race Design

### TYPICAL APPLICATIONS

- Furniture dollies
- Bakery racks
- Laundry carts

For swivel models add "S" to end of caster number.  
For rigid models add "R" to end of caster number.

<b>Wheel Diameter</b> (Inches)	<b>Tread Width</b> (Inches)	<b>Capacity</b> (Lbs) (Based on manual operation)	<b>Overall Height</b> (Inches)	<b>Swivel Lead</b> (Inches)	<b>Approx. Wt.</b> (LBS)	<b>Caster Number</b>
-----------------------------------	--------------------------------	--	-----------------------------------	--------------------------------	-----------------------------	----------------------

### Soft Rubber (41 Plain Bore)



2	13/16	90	2 1/2	1 3/4	—	<b>01RR02041</b>
2 1/2	1 1/8	100	3 1/4	2 1/4	—	<b>01RR02X41</b>
3	1 1/4	150	3 13/16	2 7/16	—	<b>01RR03041</b>
4	1 3/8	200	5	3 7/16	—	<b>01RR04141</b>

Prevenz™ antimicrobial models available. Add PREV to end of caster model.

**RR**

### Hard Rubber (41 Plain Bore)



2	13/16	125	2 1/2	1 3/4	—	<b>01RN02041</b>
2 1/2	1 1/8	175	3 1/4	2 1/4	—	<b>01RN02X41</b>
3	1 1/4	225	3 13/16	2 7/16	—	<b>01RN03041</b>
4	1 3/8	300	5	3 7/16	—	<b>01RN04141</b>

Prevenz™ antimicrobial models available. Add PREV to end of caster model.

**RN**

### Polyolefin (41 Plain Bore)



2	13/16	125	2 1/2	1 3/4	—	<b>01PB02041</b>
2 1/2	1 1/8	175	3 1/4	2 1/4	—	<b>01PB02X41</b>
3	1 1/4	210	3 13/16	2 7/16	—	<b>01PB03041</b>
4	1 3/8	250	5	3 7/16	—	<b>01PB04141</b>

Prevenz™ antimicrobial models available. Add PREV to end of caster model.

**PB**

### MOUNTING

- Varies based on wheel diameter.

Wheel Diam.	Plate Dimensions
2"	Swivel: 1-7/8" x 2-9/16" Bolt Spacing: (15/16" x 2-1/8") 3/8" Holes Rigid: 1-1/2" x 2-21/32" Bolt Spacing: (15/16" x 2-1/8") 3/8" Holes
2 1/2"	Swivel: 2-3/4" x 3-7/8" Bolt Spacing: (1-3/4" x 3") Rigid: 2-1/8" x 4-3/8" Bolt Spacing: (1-1/16" x 3-1/2") 3/8" Holes
3"	Swivel: 3-1/8" x 4-1/8" Bolt Spacing: (2-3/8" x 3-3/8" to 3-7/16") Rigid: 2-5/16" x 4-7/8" Bolt Spacing: (1-3/16" x 4") 3/8" Holes
4"	Swivel: 4" x 5-1/8" Bolt Spacing: (3" x 4") Rigid: 3-1/16" x 6-1/8" Bolt Spacing: (1-3/4" x 5") 3/8" Holes

# 02

## Institutional Casters

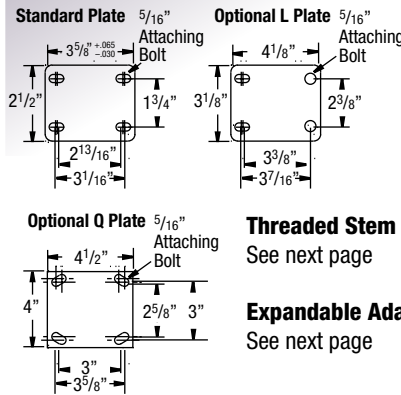


Easy rolling, double ball bearing casters are ideally suited for virtually any operation where a smooth rolling, highly maneuverable, economical caster is required. Heat treated design delivers extended life and performance.

### TYPICAL APPLICATIONS

- Hotel equipment
- Institutional equipment
- Food service racks and cases
- Stock carts
- Laundry trucks

### MOUNTING OPTIONS



**Threaded Stem**  
See next page

**Expandable Adapter**  
See next page

### RIG OPTIONS

- **Sealed wheel** (1/2" straight roller bearing with 1-1/16" bore) specify **SW02**
- **Sealed swivel** specify **SS01**
- Special **zerk fitting** for axle specify **ZF03**
- **"NSF"** listed for food industry consult factory.
- **Hollow kingpin** swivel rig available specify **YH** in place of wheel code (02YH03001S)

### BRAKE OPTIONS (Swivel Only)

**Grip Lock** specify **GL**




**Face Contact** specify **F**



**Total Lock** specify **T**

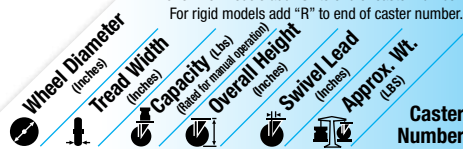


### BEARING OPTIONS



### Plate Models

For swivel models add "S" to end of caster number.  
For rigid models add "R" to end of caster number.



### Soft Rubber (01 Straight Roller Bearing)\*

3	1 1/4	125	4 1/4	1 5/16	1.75	<b>02RR03001</b>
3 1/2	1 1/4	150	4 11/16	1 1/4	1.75	<b>02RR03X01</b>
4	1 1/4	150	5 1/8	1 1/4	2.25	<b>02RR04001</b>
5	1 1/4	175	6 3/16	1 1/2	2.75	<b>02RR05001</b>

\*Oillex (23) bearing available. Change "01" to "23"  
(Example: 02RR03023).

### Hard Rubber (41 Plain Bore)

3	1 1/4	300	4 1/4	1 5/16	2.00	<b>02RN03041</b>
3 1/2	1 1/4	350	4 11/16	1 1/4	2.00	<b>02RN03X41</b>
4	1 1/4	350	5 1/8	1 1/4	2.25	<b>02RN04041</b>
5	1 1/4	350	6 3/16	1 1/2	2.75	<b>02RN05041</b>
6	1 1/4	350	7 1/4	1 1/2	3.25	<b>02RN06041</b>

### X-tra Soft Rubber Flat Tread (31 Annular Ball)\*

3	1 1/4	200	4 1/4	1 5/16	1.75	<b>02XS03031</b>
3 1/2	1 1/4	250	4 11/16	1 1/4	1.85	<b>02XS03X31</b>
4	1 1/4	300	5 1/8	1 1/4	2.00	<b>02XS04031</b>
5	1 1/4	325	6 3/16	1 1/2	2.25	<b>02XS05031</b>
6	1 1/4	350	7 1/4	1 1/2	2.40	<b>02XS06031</b>

\*Delrin (51) bearing available. Change "31" to "51"  
(Example: 02XS03051).

**XS** Prevenz™ antimicrobial models available. Add PREV to end of caster number.

### Precision X-tra Soft Round Tread (28 Precision Ball Bearing)

3	1 1/4	200	4 1/4	1 5/16	1.75	<b>02XR03028</b>
3 1/2	1 1/4	250	4 11/16	1 1/4	1.85	<b>02XR03X28</b>
4	1 1/4	300	5 1/8	1 1/4	2.00	<b>02XR04028</b>
5	1 1/4	325	6 3/16	1 1/2	2.25	<b>02XR05028</b>

### Polypropylene (41 Plain Bore)\*

3	1 1/4	250	4 1/4	1 5/16	1.75	<b>02PB03041</b>
4	1 1/4	350	5 1/8	1 1/4	2.00	<b>02PB04041</b>
5	1 1/4	350	6 3/16	1 1/2	2.25	<b>02PB05041</b>

\*Delrin (51) bearing available. Change "41" to "51"  
(Example: 02PB03051).

### Polyurethane on Polypropylene (28 Precision Ball Bearing)\*

3	1 1/4	300	4 1/4	1 5/16	1.50	<b>02XA03028</b>
3 1/2	1 1/4	350	4 11/16	1 1/4	1.50	<b>02XA03X28</b>
4	1 1/4	350	5 1/8	1 1/4	2.25	<b>02XA04028</b>
5	1 1/4	350	6 3/16	1 1/2	2.75	<b>02XA05028</b>

\*Annular (31) and Delrin (51) bearing available.  
Change "28" to "31 or 51" (Example: 02XA030331).

**XA** Prevenz™ antimicrobial models available. Add PREV to end of caster number.

## Plate Models

Continued from previous page

For swivel models add "S" to end of caster number.  
For rigid models add "R" to end of caster number.

**Wheel Diameter** (Inches)

**Tread Width** (Inches)

**Capacity** (Lbs)  
(Rated for normal operation)

**Overall Height** (Inches)

**Swivel Lead** (Inches)

**Approx. Wt.** (Lbs)

**Caster Number**

For swivel models add "S" to end of caster number.  
For rigid models add "R" to end of caster number.

**Wheel Diameter** (Inches)

**Tread Width** (Inches)

**Capacity** (Lbs)  
(Rated for normal operation)


**Overall Height** (Inches)

**Swivel Lead** (Inches)

**Approx. Wt.** (Lbs)

**Caster Number**

### Phenolic (01 Straight Roller Bearing)\*




3	1 1/4	350	4 1/4	1 5/16	1.50	<b>02TM03001</b>
3 1/2	1 1/4	350	4 11/16	1 1/4	2.00	<b>02TM03X01</b>
4	1 1/4	350	5 1/8	1 1/4	2.00	<b>02TM04001</b>
5	1 1/4	350	6 3/16	1 1/2	2.75	<b>02TM05001</b>

\*Oilex (23) and plain bore (41) bearing available. Change "01" to bearing code. (Example for Oilex: 02TM03023 Example for Plain: 02TM03041)

**TM**

### Cast Iron (Straight Roller Bearing)\*



3	1 1/4	200	4 1/4	1 5/16	2.50	<b>02CA03001</b>
3 1/2	1 1/4	250	4 11/16	1 1/4	2.50	<b>02CA03X01</b>
4	1 1/4	300	5 1/8	1 1/4	3.00	<b>02CA04001</b>
5	1 1/4	325	6 3/16	1 1/2	3.50	<b>02CA05001</b>


\*Plain bore (41) bearing available. Change "01" to bearing code. (Example 02CA03041)

**CA**

## Threaded Stem Models

Base caster numbers shown in chart.  
To order see stem codes on below.

### Soft Rubber (01 Straight Roller Bearing)\*




3	1 1/4	125	4 1/4	1 5/16	1.75	<b>02RR03001</b>
3 1/2	1 1/4	150	4 11/16	1 1/4	1.75	<b>02RR03X01</b>
4	1 1/4	150	5 1/8	1 1/4	2.25	<b>02RR04001</b>
5	1 1/4	175	6 3/16	1 1/2	2.75	<b>02RR05001</b>

\*Oilex (23) bearing available. Change "01" to "23" (Example: 02RR03023).

**RR**

### Polypropylene (41 Plain Bearing)\*




3	1 1/4	250	4 1/4	1 5/16	1.75	<b>02PB03041</b>
4	1 1/4	350	5 1/8	1 1/4	2.00	<b>02PB04041</b>
5	1 1/4	350	6 3/16	1 1/2	2.25	<b>02PB05041</b>

\*Delrin (51) bearing available. Change "41" to "51" (Example: 02PB03051).

**PB**


### Hard Rubber (41 Plain Bearing)



3	1 1/4	300	4 1/4	1 5/16	2.00	<b>02RN03041</b>
3 1/2	1 1/4	350	4 11/16	1 1/4	2.00	<b>02RN03X41</b>
4	1 1/4	350	5 1/8	1 1/4	2.25	<b>02RN04041</b>
5	1 1/4	350	6 3/16	1 1/2	2.75	<b>02RN05041</b>
6	1 1/4	350	7 1/4	1 1/2	-	<b>02RN06041</b>

**RN**

### Polyurethane on Polypropylene (31 Annular Ball)\*




3	1 1/4	300	4 1/4	1 5/16	1.50	<b>02XA03031</b>
3 1/2	1 1/4	350	4 11/16	1 1/4	1.50	<b>02XA03X31</b>
4	1 1/4	350	5 1/8	1 1/4	2.25	<b>02XA04031</b>
5	1 1/4	350	6 3/16	1 1/2	2.75	<b>02XA05031</b>

\*Delrin (51) bearing available. Change "31" to "51" (Example: 02XA03051).

**XA**

### X-tra Soft Rubber Flat Tread (31 Annular Ball)\*




3	1 1/4	200	4 1/4	1 5/16	1.75	<b>02XS03031</b>
3 1/2	1 1/4	250	4 11/16	1 1/4	1.85	<b>02XS03X31</b>
4	1 1/4	300	5 1/8	1 1/4	2.00	<b>02XS04031</b>
5	1 1/4	325	6 3/16	1 1/2	2.25	<b>02XS05031</b>
6	1 1/4	350	7 1/4	1 1/2	-	<b>02XS06031</b>

\*Delrin (51) bearing available. Change "31" to "51" (Example: 02XS03051).

Prevenz™ antimicrobial models available. Add PREV to end of caster number.

**XS**

### Phenolic (01 Straight Roller Bearing)\*




3	1 1/4	350	4 1/4	1 5/16	1.50	<b>02TM03001</b>
3 1/2	1 1/4	350	4 11/16	1 1/4	2.00	<b>02TM03X01</b>
4	1 1/4	350	5 1/8	1 1/4	2.00	<b>02TM04001</b>
5	1 1/4	350	6 3/16	1 1/2	2.75	<b>02TM05001</b>

\*Oilex (23) and plain bore (41) bearing available. Change "01" to bearing code. (Example for Oilex: 02TM03023 Example for Plain: 02TM03041)

**TM**


### Precision X-tra Soft Round Tread (28 Precision Ball Bearing)\* **NEW PRODUCT!**



3	1 1/4	200	4 1/4	1 5/16	1.75	<b>02XR03028</b>
3 1/2	1 1/4	250	4 11/16	1 1/4	1.85	<b>02XR03X28</b>
4	1 1/4	300	5 1/8	1 1/4	2.00	<b>02XR04028</b>
5	1 1/4	325	6 3/16	1 1/2	2.25	<b>02XR05028</b>

**XR**

### Cast Iron (01 Straight Roller Bearing)\*



3	1 1/4	200	4 1/4	1 5/16	2.50	<b>02CA03001</b>
3 1/2	1 1/4	250	4 11/16	1 1/4	2.50	<b>02CA03X01</b>
4	1 1/4	300	5 1/8	1 1/4	3.00	<b>02CA04001</b>
5	1 1/4	325	6 3/16	1 1/2	3.50	<b>02CA05001</b>

\*Plain bore (41) bearing available. Change "01" to bearing code. (Example 02CA03041)

**CA**


### Threaded Stem Order Codes (Add to base number above)

Note: Threads are 1/2" Diameter 13 NC

Wheel Diameter (Inches)	Type 1: 1" Long Option Code	Type 2: 1-1/2" Long Option Code	Type 3: 2-1/2" Long For Expandable Adapters Option Code
3	-S32	-S31	-S33
3 1/2	-SX2	-SX1	-SX3
4	-S42	-S41	-S43
5	-S52	-S51	-S53


### Prevenz™ Antimicrobial Wheels

These wheels are suitable for a variety of applications including medical equipment, food equipment, pharmaceutical, chemical, meat & poultry, processing plants and more.  
To order add "PREV" to end of caster number.



### Expandable Adapter Kits **NEW PRODUCT!**

(Fits any 13 NC threaded stem caster over 2-1/2" long)




**Stem Description For Round and Square Tubing**

3/4" to 7/8" (19.1mm to 22.2mm)	<b>Kit Number</b> SX123200
7/8" to 1" (22.2mm to 25.4mm)	SX143200
1" to 1-1/8" (25.4mm to 28.6mm)	SX163200
1-1/8" to 1-1/4" (28.6mm to 31.8mm)	SX183200
1-1/4" to 1-1/2" (31.8mm to 38.1mm)	SX203200
1-1/2" to 1-3/4" (38.1mm to 44.5mm)	SX243200
1-3/4" to 2" (44.5mm to 50.8mm)	SX283200

Kits come in individual plastic bags and include nut, black rubber expander and white nylon spacer. Kits fit any 1/2" 13 NC threaded stem caster over 2-1/2" long.

To order pre-installed adapters consult factory.

### Hollow Kingpin Swivel Rig **NEW PRODUCT!**



**Hollow kingpin** swivel rig available specify **YH** in place of wheel code (02YH03001S). Hole accommodates 1/2" fittings.

To order complete caster assembly, consult factory.

# 02 Shopping Cart Casters



Albion's standard Urethane Shopping cart wheels both mechanically lock and chemically lock the tread to the wheel core. Albion has two new shopping cart casters (1) Self-Decelerating wheel reduces damage caused by unattended carts, and (2) Anti-static caster to reduce static build-up.

### TYPICAL APPLICATIONS

- Shopping Carts

### MOUNTING OPTIONS

**Threaded Stem**  
Standard 1/2" diameter 13 NC thread 1" long

**Square Stem**  
3/4" square x 1-3/4" long, 1/4" cross-drilled hole

### FEATURES

- Albion's Urethane Shopping cart wheels both mechanically lock and chemically lock the tread to the wheel core.
- **Top Plate & Yoke:** Heavily embossed, formed steel to extend caster life under rugged conditions
- **Swivel Section:** Hardened double ball bearing raceways to resist wear and improve maneuverability
- **Kingpin:** 1/2" hydraulically formed steel rivet
- **Axle:** 5/16" diameter axle with lock nut
- **Finish:** All rigs are zinc plated to resist rust and corrosion.



- Quiet Operation
- Easier Rollability
- Better Shock Resistance

<b>Wheel Diameter</b> (Inches)	<b>Tread Width</b> (Inches)	<b>Capacity</b> (Lbs) (Based on manual operation)	<b>Overall Height</b> (Inches)	<b>Swivel Lead</b> (Inches)	<b>Approx. Wt.</b> (Lbs)	<b>Caster Number</b>
-----------------------------------	--------------------------------	--	-----------------------------------	--------------------------------	-----------------------------	----------------------

<b>Wheel Diameter</b> (Inches)	<b>Tread Width</b> (Inches)	<b>Capacity</b> (Lbs) (Based on manual operation)	<b>Overall Height</b> (Inches)	<b>Swivel Lead</b> (Inches)	<b>Approx. Wt.</b> (Lbs)	<b>Caster Number</b>
-----------------------------------	--------------------------------	--	-----------------------------------	--------------------------------	-----------------------------	----------------------

<b>Threaded Stem Model</b> (Dual Ball Bearings with Thread Guards)	5   1 1/4   350   57/8   1 1/2   2 1/4   02XB05031S009
<b>Square Stem Model</b> (Dual Ball Bearings with Thread Guards)	5   1 1/4   350   57/8   1 1/2   2 1/4   02XB05031S008

### SELF-DECELERATING SHOPPING CART CASTER NEW PRODUCT!

#### Threaded Stem Model (Single Spindle, Double Sealed Ball Bearing)

5 | 1 1/4 | 250 | 57/8 | 1 1/2 | - | 02XB05031S040

This new caster features a wheel that reduces damage caused by rolling, unattended shopping carts. Rolling shopping carts left unattended in parking lots are a source of potential damage to customer automobiles, and of liability to store owners. Our self-deceleration wheel covers are made of polymer, that encompass and compress our bearing protecting polyurethane shock absorber. This provides you with adjustable self-deceleration. The amount of deceleration is pre-set at the factory for average conditions. This setting will hold unattended carts on relatively slight slopes. Proper periodic field adjustment is necessary to maintain its effectiveness over a long period of time. The Self-Decelerating wheel is most effective when used in a pair, as front swivel casters. Please consult factory for additional information. Orange Thread Guards are used to identify these wheels.



### ANTI-STATIC SHOPPING CART CASTER NEW PRODUCT!

#### Threaded Stem Model (Double Sealed Ball Bearing)

5 | 1 1/4 | 250 | 57/8 | 1 1/2 | - | 02XB05031S030

**THE PROBLEM:** A customer enters your store and is greeted by a jolt of electricity after touching a shopping cart. Not a happy customer.  
**THE SOLUTION:** The patented Anti-Static Caster offers the perfect solution. This totally new approach utilizes a synthetic resin impregnated with electrically conductive material in the wheel. The conductor is connected to the wheel bearing...which is connected to the axle... which is connected to the caster yoke...which is connected to the frame of the shopping cart...which is connected to your customer's hand. With each revolution, the conductor makes contact with the floor reducing static build-up.



**Urethane replacement wheel** specify **XB050310508**. **X-tra Soft Rubber replacement wheel** specify **XS050310508**. Both wheels have standard 1 1/2" hub length and 5/16" bearing ID. Both weigh about 3/4 of a pound. X-tra soft shopping cart wheels provide quieter operation, easier rollability and better shock resistance than the standard polyurethane on polypropylene wheel.

**Anti static replacement wheel** specify **XB050310510**  
 Wheel utilizes a synthetic resin impregnated with electrically conductive material in the wheel. With each revolution, the conductor makes contact with the floor reducing static build-up.

**Self-Decelerating replacement wheel** specify **XB050310511**  
 Our self-deceleration wheel covers are made of polymer, that encompass and compress our bearing protecting polyurethane shock absorber. This provides you with adjustable self-deceleration.

# 03 Air Cargo Casters



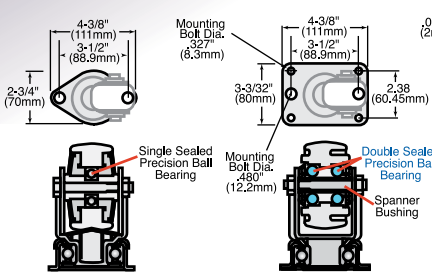
Three quality levels to meet all of your air cargo conveyor needs. **Priority Premier™** is built to exceptional manufacturing standards. **Priority Premier™** features precision bearings in wheel and raceway. **Priority Economy** casters provide dependability on a budget.

### TYPICAL APPLICATIONS

- Cargo Conveyor Equipment

### MOUNTING OPTIONS

#### Priority Premier™ Models

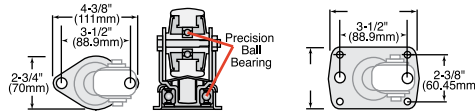


#### Mobra Model

### TOE GUARD OPTIONS



#### Priority and Priority Economy Models



Wheel Diameter (Inches)	Tread Width (Inches)	Capacity (Lbs) <small>(Rated for normal operation)</small>	Overall Height (Inches)	Swivel Lead (Inches)	Approx. Wt. (Lbs)	Caster Number
-------------------------	----------------------	---	-------------------------	----------------------	-------------------	---------------

Wheel Diameter (Inches)	Tread Width (Inches)	Capacity (Lbs) <small>(Rated for normal operation)</small>	Overall Height (Inches)	Swivel Lead (Inches)	Approx. Wt. (Lbs)	Caster Number
-------------------------	----------------------	---	-------------------------	----------------------	-------------------	---------------

#### Priority Premier™ Rectangular Plate Yellow Dichromate Finish



2 1/4 (58mm)	1 3/4 (34mm)	450	3 3/4 (96mm)	-	1 3/4	03XN02028S004C
--------------	--------------	-----	--------------	---	-------	----------------

#### Priority Premier™ Rectangular Plate Yellow Dichromate Metal Toe Guard



2 1/4 (58mm)	1 3/4 (34mm)	450	3 3/4 (96mm)	-	1 3/4	03XN02028S001C
--------------	--------------	-----	--------------	---	-------	----------------

#### Mobra Series Yellow Dichromate Finish



2 1/4 (58mm)	1 3/4 (34mm)	445	3 3/4 (96mm)	-	3 1/3	03XN02028S007
--------------	--------------	-----	--------------	---	-------	---------------

Mounting bracket (MOBRA) needs a hole in the sorting deck of at least 5.77" (146.5 mm), maximum 5.81" (147.5 mm).

#### Priority Diamond Plated Zinc Finish



2 1/4 (58mm)	1 3/4 (34mm)	450	3 3/4 (96mm)	-	1 3/4	03PR02028S
2 3/4 (70mm)	1 3/4 (34mm)	450	4 (102mm)	-	1 3/4	03PR03028S

#### Priority Rectangular Plate Zinc Finish



2 1/4 (58mm)	1 3/4 (34mm)	450	3 3/4 (96mm)	-	1 3/4	03PR02028S004
2 3/4 (70mm)	1 3/4 (34mm)	450	4 (102mm)	-	1 3/4	03PR03028S004

#### Priority Economy Diamond Plated Zinc Finish



2 1/4 (58mm)	1 3/4 (34mm)	450	3 3/4 (96mm)	-	1 3/4	03PE02028S
2 3/4 (70mm)	1 3/4 (34mm)	450	4 (102mm)	-	1 3/4	03PE03028S

#### Priority Economy Rectangular Plate Zinc Finish



2 1/4 (58mm)	1 3/4 (34mm)	450	3 3/4 (96mm)	-	1 3/4	03PE02028S004
2 3/4 (70mm)	1 3/4 (34mm)	450	4 (102mm)	-	1 3/4	03PE03028S004

### FEATURES

#### Priority™ Premier

- Sealed precision ball bearing in swivel section and wheel
- 1/8" formed steel construction
- Additional O-ring seal in swivel section prevents contamination
- Shock resistant premium nylon wheel
- Zinc plated finish on diamond plate models, yellow dichromate finish on rectangular plate models
- Optional Integral toe guard on 2 1/4" models.
- Metal Thread Guards

### FEATURES

#### Priority

- Sealed precision ball bearing in swivel section and wheel
- 1/8" formed steel construction
- White nylon thread guards
- Shock resistant wheels
- Zinc plated finish

#### Priority Economy

- Semi-precision unsealed ball bearings
- 1/8" formed steel construction
- Black polypropylene thread guards
- Shock resistant wheels
- Zinc plated finish

# 04

## LIGHT DUTY STAINLESS STEEL

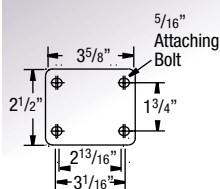


For light-duty applications where frequent washdowns are necessary. Ideally suited for applications exposed to cleaning agents, steam, caustic solutions, or other corrosive agents which could cause rust or corrosion.

### TYPICAL APPLICATIONS

- Food Service
- Pharmaceuticals
- Laboratories
- Hospitals

### MOUNTING PLATE



### FEATURES

- **Top Plate & Yoke:** Heavily embossed, Type 304 formed stainless steel to extend caster life under rugged conditions
- **Swivel Section:** Double stainless steel ball bearing raceways to resist wear and improve maneuverability
- **Finish:** "Polished" stainless steel finish maintains appearance in severe conditions
- **Kingpin:** 1/2" hydraulically formed stainless steel rivet
- **Axle:** 3/8" diameter Type 304 stainless steel hollow axle with lock nut
- **Component Parts:** Bushing, axle and nut are all stainless steel
- **NSF Listed** for food service industry
- Alternate or custom caster configurations available

### RIG OPTIONS

- **Sealed swivel** specify **SS01**
- **NSF listed** for food industry consult factory

### Grip Lock specify GL



### BRAKE OPTIONS



**Face Contact** specify **F**

### BEARING OPTIONS



- Polished Stainless Steel
- Perfect for Washdown and Corrosive Environments

04 SERIES • CAPACITY TO 350

For swivel models add "S" to end of caster number.  
For rigid models add "R" to end of caster number.

Wheel Diameter (Inches)	Tread Width (Inches)	Capacity (Lbs) (Based on manual operation)	Overall Height (Inches)	Swivel Lead (Inches)	Approx. Wt. (Lbs)	Caster Number
-------------------------	----------------------	---	-------------------------	----------------------	-------------------	---------------

### Soft Rubber (41 Plain Bore)

3	1 1/4	125	4 1/4	1 5/16	1.50	<b>04RR03041</b>
3 1/2	1 1/4	150	4 11/16	1 1/4	1.75	<b>04RR03X41</b>
4	1 1/4	150	5 1/8	1 1/4	2.25	<b>04RR04041</b>
5	1 1/4	175	6 3/16	1 1/2	2.63	<b>04RR05041</b>

RR

### Hard Rubber (41 Plain Bore)

3	1 1/4	300	4 1/4	1 5/16	1.50	<b>04RN03041</b>
3 1/2	1 1/4	350	4 11/16	1 1/4	2.00	<b>04RN03X41</b>
4	1 1/4	350	5 1/8	1 1/4	2.50	<b>04RN04041</b>
5	1 1/4	350	6 3/16	1 1/2	2.63	<b>04RN05041</b>

RN

### X-tra Soft Rubber Flat Tread (51 Delrin Bearing)\*

3	1 1/4	200	4 1/4	1 5/16	1.50	<b>04XS03051</b>
3 1/2	1 1/4	250	4 11/16	1 1/4	1.75	<b>04XS03X51</b>
4	1 1/4	300	5 1/8	1 1/4	2.50	<b>04XS04051</b>
5	1 1/4	325	6 3/16	1 1/2	2.63	<b>04XS05051</b>

\*Plain bore bearing available. Change "51" to "41"  
(Example: 04XS03041).

XS

Prevenz™ antimicrobial models available. Add PREV to end of caster number.

For swivel models add "S" to end of caster number.  
For rigid models add "R" to end of caster number.

Wheel Diameter (Inches)	Tread Width (Inches)	Capacity (Lbs) (Based on manual operation)	Overall Height (Inches)	Swivel Lead (Inches)	Approx. Wt. (Lbs)	Caster Number
-------------------------	----------------------	---	-------------------------	----------------------	-------------------	---------------

### Precision X-tra Soft Round Tread (28 Precision Ball Bearing) NEW PRODUCT!

3	1 1/4	200	4 1/4	1 5/16	1.50	<b>04XR03028</b>
3 1/2	1 1/4	250	4 11/16	1 1/4	1.75	<b>04XR03X28</b>
4	1 1/4	300	5 1/8	1 1/4	2.25	<b>04XR04028</b>
5	1 1/4	325	6 3/16	1 1/2	2.63	<b>04XR05028</b>

XR

### Polypropylene (51 Delrin Bearing)

### POPULAR MODEL!

3	1 1/4	250	4 1/4	1 5/16	1.50	<b>04PB03051</b>
4	1 1/4	350	5 1/8	1 1/4	2.13	<b>04PB04051</b>
5	1 1/4	350	6 3/16	1 1/2	2.63	<b>04PB05051</b>

PB

Continue on next page

# 04

## LIGHT DUTY STAINLESS STEEL

Continued from previous page

For swivel models add "S" to end of caster number.  
For rigid models add "R" to end of caster number.

Wheel Diameter (Inches)  
Tread Width (Inches)  
Capacity (Lbs)  
Overall Height (Inches)  
Swivel Lead (Inches)  
Approx. Wt. (Lbs)  
Caster Number

For swivel models add "S" to end of caster number.  
For rigid models add "R" to end of caster number.

Wheel Diameter (Inches)  
Tread Width (Inches)  
Capacity (Lbs)  
Overall Height (Inches)  
Swivel Lead (Inches)  
Approx. Wt. (Lbs)  
Caster Number

### Polyurethane on Polypropylene (51 Delrin Bearing)

3	1 1/4	300	4 1/4	1 5/16	1.50	<b>NEW PRODUCT!</b>
3 1/2	1 1/4	350	4 11/16	1 1/4	1.75	<b>04XA03051</b>
4	1 1/4	350	5 1/8	1 1/4	2.50	<b>04XA04051</b>
5	1 1/4	350	6 3/16	1 1/2	2.75	<b>04XA05051</b>

**XA** Prevenz™ antimicrobial models available. Add PREV to end of caster number.

### Phenolic (41 Plain Bore)

3	1 1/4	350	4 1/4	1 5/16	1.50	<b>04TM03041</b>
3 1/2	1 1/4	350	4 11/16	1 1/4	2.00	<b>04TM03X41</b>
4	1 1/4	350	5 1/8	1 1/4	2.50	<b>04TM04041</b>
5	1 1/4	350	6 3/16	1 1/2	2.75	<b>04TM05041</b>

**TM**


### Hi-Temp Phenolic (41 Plain Bore)

4	1 1/4	300	5 1/8	1 1/4	2.50	<b>04TR04041</b>
5	1 1/4	325	6 3/16	1 1/2	2.75	<b>04TR05041</b>

**TR**

### Prevenz™ Antimicrobial Wheels

The EPA registered and FDA compliant antimicrobial additive used in Prevenz™ wheels is designed to suppress the growth of a variety of destructive and odor causing microbes including bacteria, molds, mildew and fungi. These wheels are suitable for a variety of applications including medical equipment, food equipment, pharmaceutical, chemical, meat & poultry, processing plants and more. To order add "PREV" to end of caster number.



**XA Prevenz™**  
Polyurethane on  
Polypropylene

**XS Prevenz™**  
X-trasoft Rubber  
Flat Tread

## Contender Kingpinless 130/330 Stainless Steel Casters

Sometimes Even Heavy Duty Casters  
Need Protection from the Elements

- Premium 304 type stainless steel plates and legs
- Premium 316 type stainless swivel section/yoke base for even greater strength and corrosion protection
- Kingpinless design is a proven workhorse for the most abusive applications

See pages 106-107 (130 Series); 110-111 (330 Series)







## Applications

- Hospitality
- Furniture
- Hospital beds
- Food services
- Pharmaceuticals
- Dollies & Carts
- Educational
- Institutional

# FALLSHAW



### Albion is the Exclusive Supplier of the Fallshaw Product Line in America

Albion now has a complete line of light duty casters for the store fixture, display, medical equipment and furniture markets.

Fallshaw is Australia's largest manufacturer of wheels and casters and has a large range of industrial, furniture and medical casters – designed with signature style, very competitive prices and first-class quality and performance.

#### GOOD NEWS FOR FALLSHAW CUSTOMERS

The agreement also allows Fallshaw to distribute Albion products in Australia. "We are thrilled to bring the Albion line of casters and wheels to our customers in Australia and the South Pacific", states Jo Fallshaw Bishop, Managing Director, Fallshaw Wheels and Casters, Inc. The Albion line will allow Fallshaw to more effectively compete in the medium to heavy duty markets such as the aviation/ground support equipment, automotive, government, and all other heavy manufacturing and distribution in Australia.

#### GOOD NEWS FOR ALBION CUSTOMERS

Fallshaw is able to produce products at world competitive prices because, similar to Albion, they use intelligent technology to reduce costs. They utilize quick die changing and automation, together with careful production planning.

Fallshaw casters combine form and function. You won't have to choose between style and performance - you can have both.

Casters should be a considered part of equipment design, with color, finish and style seamlessly blending to the point that the casters are just a part of the whole, rather than a noticeable afterthought.

Fallshaw Casters used on carts steer true with minimal push effort, great ride comfort and brakes that work effectively every time. When casters are designed well, people are not conscious of how a cart moves - it just happens.

## Features

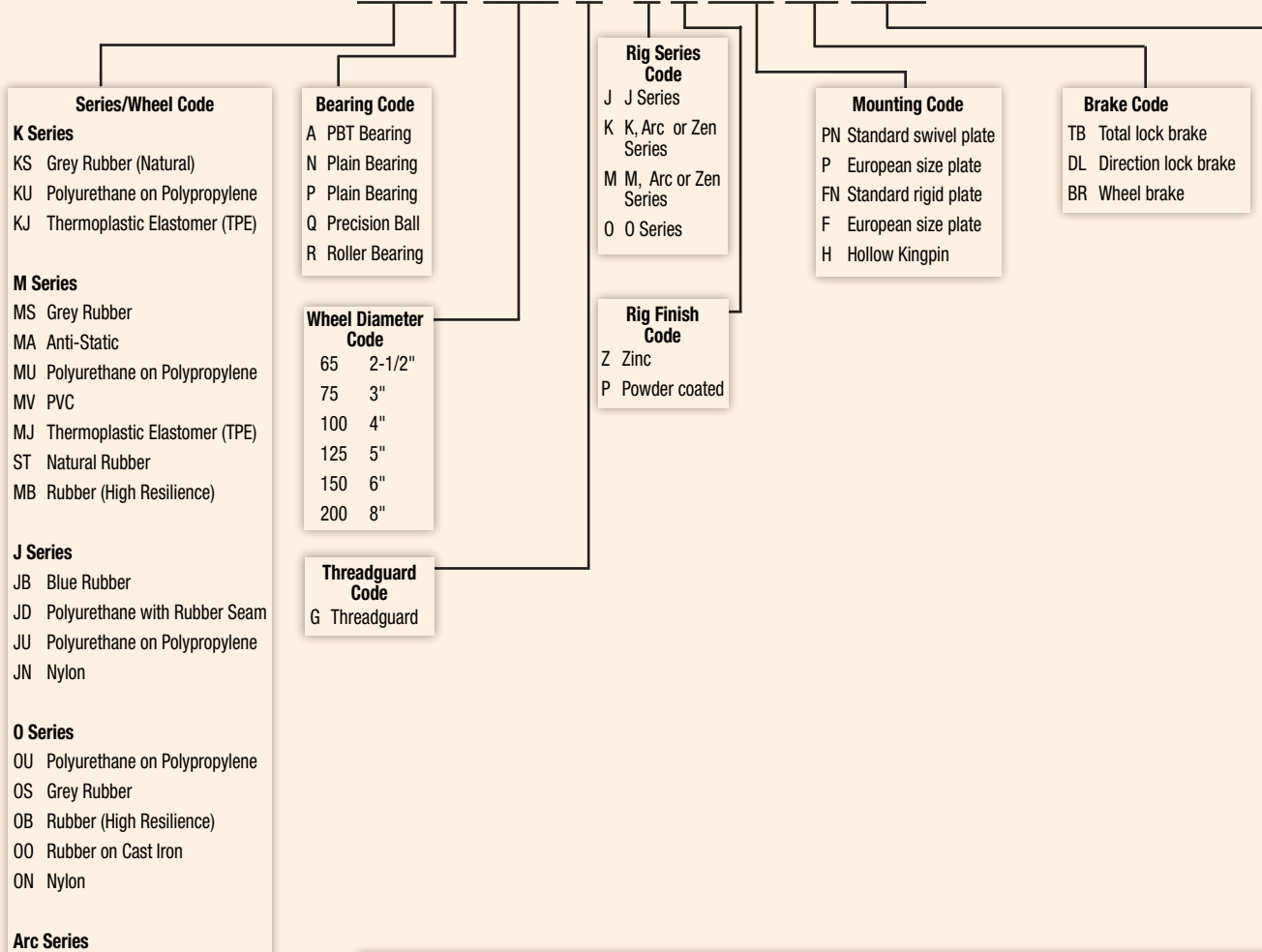
- 5 year warranty on rig
- 3 year warranty on wheel
- Elegant sophistication
- Smooth swiveling with twin ball raceways
- Non-marking wheels
- ColorWays option on Arc/Zen models to match furniture, display or equipment
- Superior corrosion protection: Powder coated rig on Arc/Zen models. CoreCoat™ Lacquer for K, M, J, O series models
- Chicago screw axle, domed both sides on Arc/Zen models
- Excellent design and performance

**ALBION**<sup>®</sup>  
[www.albioninc.com](http://www.albioninc.com)  
 800-835-8911

# Fallshaw Model Numbering System

## MJQ125G/MPPNTBBRY

This example is a 5" ARC 220 swivel plate total brake rig with thermoplastic elastomer wheel and precision ball bearing with berry thread guard



**arc casters**

**Fallshaw ColorWays Thread Guard Color options available on Arc and Zen casters.**

**WHT** White

**SIL** Silver

**GPH** Graphite

**INK** Ink

**BRY** Berry

**zen casters**

**CPR** Copper

**RST** Russet

**ZBR** Bronze

**TIM** Titanium

# K

## Series Casters

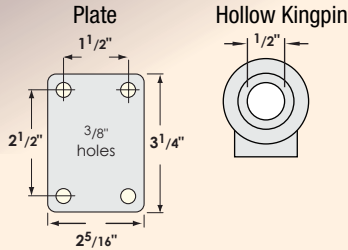


This is the ideal caster for light duty applications. Specifically for indoor functions where a high quality ride, attractive appearance and effective breaking system is required.

### TYPICAL APPLICATIONS

- Hospitality
- Food services
- Pharmaceuticals
- Dollies
- Light furniture
- Store displays

### MOUNTING OPTIONS



### FEATURES

- 5 year warranty on rig
- 3 year warranty on wheel
- CoreCoat™ lacquer for superior corrosion protection
- Excellent design and performance

### RIG OPTIONS

Swivel Plate  
KZP



Swivel Plate  
Total Brake  
KZPTB



Rigid Plate  
KZF



Swivel Hollow  
Kingpin  
KZH



Swivel Hollow  
Kingpin Total  
Brake KZHTB



### BEARING OPTIONS



K SERIES • CAPACITY TO 120



Wheel Diameter (Inches)	Tread Width (Inches)	Capacity (Lbs) (Rate for manual operation)	Overall Height (Inches)	Swivel Lead (Inches)	Bearing Type	Wheel Number
2.5	7/8	100	3 3/4	2 1/2	P	KSP65/
3	7/8	100	4 1/8	2 3/4	P	KSP75*/
4	7/8	110	5 3/16	3 1/4	P	KSP100*/
4	7/8	110	5 3/16	3 1/4	Q	KSQ100G/

\*Thread Guards optional: add "G" before the slash to the wheel code (Example: KSP75G/KZP).

Wheel Diameter (Inches)	Tread Width (Inches)	Capacity (Lbs)	Overall Height (Inches)	Swivel Lead (Inches)	Bearing Type	Wheel Number
3	7/8	120	4 1/8	2 3/4	A	KUA75/
3	7/8	120	4 1/8	2 3/4	Q	KUQ75/
4	7/8	120	5 3/16	3 1/4	A	KUA100/
4	7/8	120	5 3/16	3 1/4	Q	KUQ100/

Wheel Diameter (Inches)	Tread Width (Inches)	Capacity (Lbs)	Overall Height (Inches)	Swivel Lead (Inches)	Bearing Type	Wheel Number
2.5	7/8	110	3 3/4	2 1/2	A	KJA65G/
2.5	7/8	110	3 3/4	2 1/2	Q	KJQ65G/
3	7/8	110	4 1/8	2 3/4	A	KJA75G/
3	7/8	110	4 1/8	2 3/4	Q	KJQ75G/
4	7/8	110	5 3/16	3 1/4	A	KJA100G/
4	7/8	110	5 3/16	3 1/4	Q	KJQ100G/

Rig Numbers	Swivel Plate	Total Brake	Rigid Plate	Hollow Kingpin	Total Brake

KZP	KZPTB	KZF	KZH	KZHTB
-----	-------	-----	-----	-------

KZP	KZPTB	KZF	KZH	KZHTB
-----	-------	-----	-----	-------

KZP	KZPTB	KZF	KZH	KZHTB
-----	-------	-----	-----	-------

Swivel lead dimension refers to KZP/KZH rigs.  
Brake rig swivel lead is 3 1/2".



**Caster Number:** KUQ75/KZPTB  
This 3" swivel hollow Kingpin total brake rig with grey rubber wheel features a precision ball bearing.

# M

## Series Casters



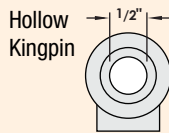
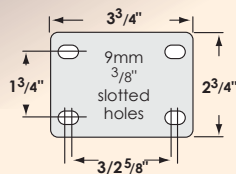
This is the ideal caster for hard working applications. The M caster is the everyday reliable caster that you can depend upon. The quality components ensure functionality which is enhanced by its eye-catching form.

### TYPICAL APPLICATIONS

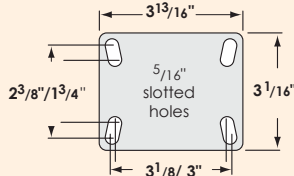
- Hospital beds
- Hospitality
- Food services
- Pharmaceuticals
- Dollies
- Light furniture
- Store displays
- Stock carts
- Institutional

### MOUNTING OPTIONS

North American Plate



Standard ISO Plate



To order delete **N** after rig code:  
Example: MSA100G/MZPNTB  
changes to MSA100G/MZPTB



### FEATURES

- 5 year warranty on rig
- 3 year warranty on wheel
- CoreCoat™ lacquer for superior corrosion protection
- Excellent design and performance

### RIG OPTIONS

Swivel Plate  
**MZPN**



Rigid Plate  
**MZFN**



Swivel Plate  
Total Brake  
(Red) **MZPNTB**



Swivel Plate  
Direction Brake  
(Green) **MZPNDL**



Swivel Hollow  
Kingpin **MZH**



Swivel Hollow  
Kingpin Total Brake  
(Red) **MZHPTB**



Swivel Hollow  
Kingpin  
Direction Brake  
(Green) **MZHDL**



If swivel lead is too large for your application, a shorter pedal is available - ask the factory

### BEARING DESCRIPTIONS



	Wheel Diameter (Inches)	Tread Width (Inches)	Capacity (Lbs) (Based on normal operation)	Overall Height (Inches)	Swivel Lead (Inches)	Bearing Type	Wheel Number
--	-------------------------	----------------------	---	-------------------------	----------------------	--------------	--------------

### Grey Rubber



MS

4	1 5/16	285	5 5/16	3 9/16	A	MSA100G/MSQ100G/MSA125G/MSQ125G/
4	1 5/16	300	5 5/16	3 9/16	Q	
5	1 5/16	300	6 3/8	4	A	
5	1 5/16	330	6 3/8	4	Q	

### PVC



MV

3	1 1/4	155	4 3/16	2 7/8	Q	MVQ75G/MVQ100G/MVQ125G/
4	1 1/4	165	5 5/16	3 9/16	Q	
5	1 1/4	175	6 3/8	4	Q	

Rig Numbers	Swivel Plate Total Brake	Swivel Plate Direction Brake	Rigid Plate	Hollow Kingpin	Hollow Kingpin Total Brake	Hollow Kingpin Direction Brake
Swivel Plate	Swivel Plate Total Brake	Swivel Plate Direction Brake	Rigid Plate	Hollow Kingpin	Hollow Kingpin Total Brake	Hollow Kingpin Direction Brake

MZPN | MZPNTB | MZPNDL | MZFN | MZH | MZHTB | MZHDL

MZPN | MZPNTB | MZPNDL | MZFN | MZH | MZHTB | MZHDL

Swivel lead dimension refers to MZPN/MZH rigs. Brake rig swivel lead is 4 5/8" for 3" diam. wheels and 5" for 4" & 5" diam. wheels.



**Caster Number: MSQ100G/MZPNTB**  
This 4" swivel plate total brake rig with grey rubber wheel features precision ball bearings.

Continued next page

# M

## Series Casters








### FEATURES

- 5 year warranty on rig
- 3 year warranty on wheel
- CoreCoat™ lacquer for superior corrosion protection
- Excellent design and performance

M SERIES • CAPACITY TO 330

Continued from previous page

	Wheel Diameter (Inches)	Tread Width (Inches)	Capacity (Lbs) (Rated for normal operation)	Overall Height (Inches)	Swivel Lead (Inches)	Bearing Type	Wheel Number	Rig Numbers					
								Swivel Plate Swivel Plate Total Brake	Swivel Plate Direction Brake	Rigid Plate	Hollow Kingpin	Hollow Kingpin Total Brake	Hollow Kingpin Direction Brake
<b>Anti-Static</b>  <b>MA</b>	4 5	1 1/4 1 1/4	175 200	5 5/16 6 3/8	3 9/16 4	Q Q	<b>MAQ100G/ MAQ125G/</b>	<b>MZPN   MZPNTB   MZPNDL   MZFN   MZH   MZHTB   MZHDL</b>					
<b>Polyurethane on Polypropylene</b>  <b>MU</b>	3 4 5	1 1/4 1 1/4 1 1/4	285 300 330	4 3/16 5 5/16 6 3/8	2 7/8 3 9/16 4	Q Q Q	<b>MUQ75G/ MUQ100G/ MUQ125G/</b>	<b>MZPN   MZPNTB   MZPNDL   MZFN   MZH   MZHTB   MZHDL</b>					
<b>Thermoplastic Elastomer (TPE)</b>  <b>MJ</b>	3 3 4 4 5 5	1 1/4 1 1/4 1 1/4 1 1/4 1 1/4 1 1/4	165 190 175 200 200 220	4 3/16 4 3/16 5 5/16 5 5/16 6 3/8 6 3/8	2 7/8 2 7/8 3 9/16 3 9/16 4 4	A Q A Q A Q	<b>MJA75G/ MJQ75G/ MJA100G/ MJQ100G/ MJA125G/ MJQ125G/</b>	<b>MZPN   MZPNTB   MZPNDL   MZFN   MZH   MZHTB   MZHDL</b>					
<b>Natural Rubber</b>  <b>ST</b>	3 4 5	1 1/4 1 1/4 1 1/4	190 200 220	4 3/16 5 5/16 6 3/8	2 7/8 3 9/16 4	Q Q Q	<b>STQ75G/ STQ100G/ STQ125G/</b>	<b>MZPN   MZPNTB   MZPNDL   MZFN   MZH   MZHTB   MZHDL</b>					
<b>Rubber Hi Resilience</b>  <b>MB</b>	4 5	1 1/4 1 1/4	300 330	5 5/16 6 3/8	3 9/16 4	Q Q	<b>MBQ100G/ MBQ125G/</b>	<b>MZPN   MZPNTB   MZPNDL   MZFN   MZH   MZHTB   MZHDL</b>					



**Caster Number: MUQ100G/MZH**  
This 4" hollow Kingpin rig with polyurethane on polypropylene wheel features precision ball bearings

Swivel lead dimension refers to MZPN/MZH rigs. Brake rig swivel lead is 4 5/8" for 3" diam. wheels and 5" for 4" & 5" diam. wheels.

# Series Casters



### FEATURES

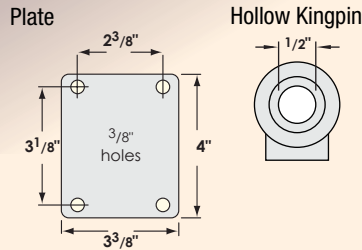
- 5 year warranty on rig
- 3 year warranty on wheel
- CoreCoat™ lacquer for superior corrosion protection
- Excellent design and performance

This caster is perfect when a robust caster is required. Although it can bear a greater load it has been designed with style in mind and therefore its polished appearance is an added benefit.


### TYPICAL APPLICATIONS

- Hospitality
- Food services
- Dollies
- Store displays
- Stock carts
- Hotel luggage carts
- Heavy duty trolleys


### MOUNTING OPTIONS



### RIG OPTIONS



### BEARING DESCRIPTIONS



Wheel Diameter (Inches)	Tread Width (Inches)	Capacity (Lbs) (Based on normal operation)	Overall Height (Inches)	Swivel Lead (Inches)	Bearing Type	Wheel Number
-------------------------	----------------------	---	-------------------------	----------------------	--------------	--------------

### Blue Rubber



4	1 1/4	330	5 1/16	3 1/2	A	JBA100/
4	1 1/4	330	5 1/16	3 1/2	R	JBR100/
5	1 3/8	395	6 1/8	4 3/8	A	JBA125/
5	1 3/8	395	6 1/8	4 3/8	R	JBR125/

Thread Guards optional: add "G" before the slash to the wheel code (Example: JBA100G/JZP).

### Rig Numbers



JZP | JZPTB | JZF | JZH | JZHTB



**Caster Number:** JDR100G/JZH  
This 4" swivel hollow Kingpin caster includes Polyurethane with Rubber Seam wheel featuring roller bearings.

Thread guard option requires additional lead time, Consult Factory.  
Swivel lead dimension refers to JZP/JZH rigs.  
Brake rig swivel lead is 4 13/16".

# J Series Casters


















### FEATURES

- 5 year warranty on rig
- 3 year warranty on wheel
- CoreCoat™ lacquer for superior corrosion protection
- Excellent design and performance



Continued from previous page

	Wheel Diameter (Inches)	Tread Width (Inches)	Capacity (Lbs) (Based on normal operation)	Overall Height (Inches)	Swivel Lead (Inches)	Bearing Type	Wheel Number	Rig Numbers	Swivel Plate Total Brake	Rigid Plate	Hollow Kingpin	Hollow Kingpin Total Brake
<b>Polyurethane With Rubber Seam</b>												
 <b>JD</b>	4	1 <sup>3</sup> / <sub>8</sub>	485	5 <sup>1</sup> / <sub>16</sub>	3 <sup>1</sup> / <sub>2</sub>	R	<b>JDR100G/ JDR125G/</b>	<b>JZP</b>   <b>JZPTB</b>   <b>JZF</b>   <b>JZH</b>   <b>JZHTB</b>				
	5	1 <sup>7</sup> / <sub>16</sub>	550	6 <sup>1</sup> / <sub>8</sub>	4 <sup>3</sup> / <sub>8</sub>	R						
<b>Polyurethane on Polypropylene</b>												
 <b>JU</b>	4	1 <sup>1</sup> / <sub>4</sub>	615	5 <sup>1</sup> / <sub>16</sub>	3 <sup>1</sup> / <sub>2</sub>	A	<b>JUA100/ JUR100/</b>	<b>JZP</b>   <b>JZPTB</b>   <b>JZF</b>   <b>JZH</b>   <b>JZHTB</b>				
	4	1 <sup>1</sup> / <sub>4</sub>	615	5 <sup>1</sup> / <sub>16</sub>	3 <sup>1</sup> / <sub>2</sub>	R	<b>JUA125/ JUR125/</b>					
	5	1 <sup>1</sup> / <sub>2</sub>	660	6 <sup>1</sup> / <sub>8</sub>	4 <sup>3</sup> / <sub>8</sub>	A						
	5	1 <sup>1</sup> / <sub>2</sub>	660	6 <sup>1</sup> / <sub>8</sub>	4 <sup>3</sup> / <sub>8</sub>	R						
Thread Guards optional: add "G" before the slash to the wheel code (Example: JUA100G/JZP).												
<b>Nylon</b>												
 <b>JN</b>	4	1 <sup>1</sup> / <sub>4</sub>	615	5 <sup>1</sup> / <sub>16</sub>	3 <sup>1</sup> / <sub>2</sub>	N	<b>JNN100/ JNR100/</b>	<b>JZP</b>   <b>JZPTB</b>   <b>JZF</b>   <b>JZH</b>   <b>JZHTB</b>				
	4	1 <sup>1</sup> / <sub>4</sub>	615	5 <sup>1</sup> / <sub>16</sub>	3 <sup>1</sup> / <sub>2</sub>	R	<b>JNN125/ JNR125/</b>					
	5	1 <sup>3</sup> / <sub>8</sub>	660	6 <sup>1</sup> / <sub>8</sub>	4 <sup>3</sup> / <sub>8</sub>	N						
	5	1 <sup>3</sup> / <sub>8</sub>	660	6 <sup>1</sup> / <sub>8</sub>	4 <sup>3</sup> / <sub>8</sub>	R						
Thread Guards optional: add "G" before the slash to the wheel code (Example: JNN100G/JZP).												



**Caster Number:** JDR100G/JZH  
This 4" swivel hollow Kingpin caster includes Polyurethane with Rubber Seam wheel featuring roller bearings.

Thread guard option requires additional lead time, Consult Factory.  
Swivel lead dimension refers to JZP/JZH rigs.  
Brake rig swivel lead is 4<sup>13</sup>/<sub>16</sub>".

# O

## Series Casters



### FEATURES

- 5 year warranty on rig
- 3 year warranty on wheel
- CoreCoat™ lacquer for superior corrosion protection
- Excellent design and performance

### RIG OPTIONS

Swivel Plate  
**OZPN**



Rigid Plate  
**OZFN**



Swivel Plate  
Total Brake  
**OZPNTB**



### BEARING DESCRIPTIONS



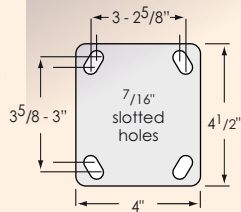
A robust stamped metal caster. Ideal when moving a heavy load is imperative.

### TYPICAL APPLICATIONS

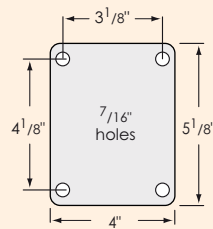
- Hospitality
- Food services
- Stock carts
- Factories
- Industrial

### MOUNTING OPTIONS

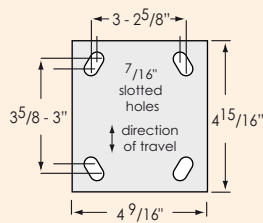
North American Swivel Plate



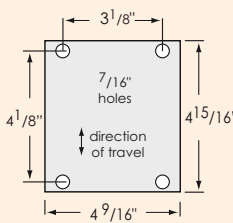
Standard ISO Swivel Plate



North American Rigid Plate



Standard ISO Rigid Plate



To order ISO plates delete **N** after rig code:  
Example: OUR100/OZPN.  
changes to OUR100/OZP.

Wheel Diameter (Inches)		Tread Width (Inches)		Capacity (Lbs) (Based on manual operation)		Overall Height (Inches)		Swivel Lead (Inches)		Bearing Type		Rig Numbers		
Wheel Number	Wheel Number	Wheel Number	Wheel Number	Wheel Number	Wheel Number	Wheel Number	Wheel Number	Wheel Number	Wheel Number	Wheel Number	Wheel Number	Swivel Plate	Total Brake	Rigid Plate
<b>Polyurethane on Polypropylene</b>														
4	2	660	57/16	3 3/4	R	OUR100/	OZPN	OZPNTB	OZFN					
5	2	725	65/16	4 1/4	R	OUR125/								
6	2	790	77/16	4 3/4	R	OUR150/								
8	2	880	9 1/2	6	R	OUR200/								



**Caster Number: OUR100/OZPNTB**  
This 4" swivel plate total brake rig has a Polyurethane on Polypropylene wheel with roller bearings.

Swivel lead dimension refers to OZPN rigs.  
Brake rig swivel lead is 5 5/8".



# O

## Series Casters







### FEATURES

- 5 year warranty on rig
- 3 year warranty on wheel
- CoreCoat™ lacquer for superior corrosion protection
- Excellent design and performance



Continued from previous page

	Wheel Diameter (Inches)	Tread Width (Inches)	Capacity (Lbs) (Rate for manual operation)	Overall Height (Inches)	Swivel Lead (Inches)	Bearing Type	Wheel Number	Rig Numbers
								Swivel Plate   Total Brake   Rigid Plate
<b>Grey Rubber</b>								
	4	2	660	57/16	33/4	Q	<b>OSQ100/</b>	<b>OZPN   OZPNTB   OZFN</b>
	5	2	725	65/16	41/4	Q	<b>OSQ125/</b>	
	6	2	790	77/16	43/4	Q	<b>OSQ150/</b>	
	8	2	880	91/2	6	Q	<b>OSQ200/</b>	
<b>OS</b>								
<b>Rubber High Resilience</b>								
	4	2	660	57/16	33/4	Q	<b>OBQ100/</b>	<b>OZPN   OZPNTB   OZFN</b>
	5	2	725	65/16	41/4	Q	<b>OBQ125/</b>	
	6	2	790	77/16	43/4	Q	<b>OBQ150/</b>	
	8	2	880	91/2	6	Q	<b>OBQ200/</b>	
<b>OB</b>								
<b>Rubber on Cast Iron</b>								
	4	111/16	265	57/16	33/4	R	<b>OOR100/</b>	<b>OZPN   OZPNTB   OZFN</b>
	5	111/16	395	65/16	41/4	R	<b>OOR125/</b>	
	6	111/16	460	77/16	43/4	R	<b>OOR150/</b>	
	8	111/16	550	91/2	6	R	<b>OOR200/</b>	
<b>OO</b>								
<b>Nylon</b>								
	4	19/16	770	57/16	33/4	A	<b>ONA100/</b>	<b>OZPN   OZPNTB   OZFN</b>
	4	19/16	770	57/16	33/4	R	<b>ONR100/</b>	
	5	19/16	835	65/16	41/4	A	<b>ONA125/</b>	
	5	19/16	835	65/16	41/4	R	<b>ONR125/</b>	
	6	19/16	880	77/16	43/4	A	<b>ONA150/</b>	
	6	19/16	880	77/16	43/4	R	<b>ONR150/</b>	
	8	19/16	880	91/2	6	A	<b>ONA200/</b>	
	8	19/16	880	91/2	6	R	<b>ONR200/</b>	
<b>ON</b>								

Swivel lead dimension refers to OZPN rigs.  
Brake rig swivel lead is 55/8".



**Caster Number:** OBQ100/OZPN  
This 4" swivel plate rig with rubber high resilience wheel features precision ball bearings.

# ARC Deluxe Light Duty



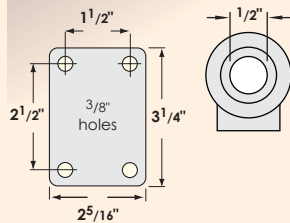
The five standard ColorWay options available in the ARC K Series range make it easy to find a caster that suits your design. The ARC K Series capacity range is ideal for light to medium application.

**TYPICAL APPLICATIONS**

- Hospitality
- Shop displays
- Office equipment
- Furniture

**MOUNTING OPTIONS**

Swivel Plate      Hollow Kingpin



**FEATURES**

- 5 year warranty on rig
- 3 year warranty on wheel
- ColorWays to match furniture, display or equipment
- Powder coated rig
- Chicago screw axle, domed both sides
- Excellent design and performance

**RIG / BRAKE OPTIONS**

Swivel Plate  
**KPP**



Swivel Plate  
Total Brake  
**KPPTB**



Swivel Hollow  
Kingpin  
**KPH**



Swivel Hollow  
Kingpin  
Total Brake  
**KPHTB**



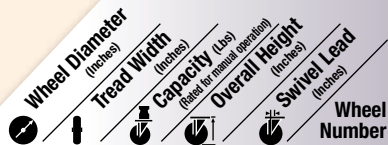
**BEARING DESCRIPTIONS**



Plain Bearing (P)



Precision Ball (Q)



**Transparent PVC Tread Polypropylene Core (Plain Bearing)**

	3	7/8	110	4 1/8	2 3/4	<b>KVP75/</b>
	4	7/8	110	5 3/16	3 1/4	

**Thermal Plastic Elastomer TPE (Precision Ball Bearing)**

	2 1/2	7/8	110	3 3/4	2 1/2	<b>KJQ65G/ KJQ75G/ KJQ100G/</b>
	3	7/8	110	4 1/8	2 3/4	
	4	7/8	110	5 3/16	3 1/4	


Rig Numbers				Color Way Code	ColorWay Description
Swivel Plate	Swivel Plate Total Brake	Hollow Kingpin	Hollow Kingpin Total Brake		
				<b>GRY</b>	Transparent Grey
<b>KPP</b>	<b>KPPTB</b>	<b>KPH</b>	<b>KPHTB</b>		

<b>KPP</b>	<b>KPPTB</b>	<b>KPH</b>	<b>KPHTB</b>	<b>WHT</b>	White Thread Guard
				<b>SIL</b>	Silver Thread Guard
				<b>GPH</b>	Graphite Thread Guard
				<b>INK</b>	Ink Thread Guard
				<b>BRY</b>	Berry Thread Guard

Swivel lead dimension refers to KPP/KPH rigs. Brake rig swivel lead is 3 1/2".



**Caster Number: KVP75/KPHTBGRY**  
This 3" swivel plate total brake rig features a transparent grey wheel and plain bearing.



# ARC


## Deluxe Medium Duty



### FEATURES

- 5 year warranty on rig
- 3 year warranty on wheel
- ColorWays to match furniture, display or equipment
- Powder coated rig
- Chicago screw axle, domed both sides
- Excellent design and performance

### RIG / BRAKE OPTIONS



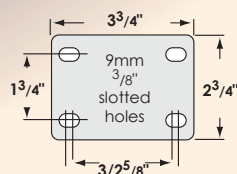
The ARC M Series is the hard working caster with a flair of style. It is also available in five standard colors and a powder coated finish, but is more suited to everyday applications.

### TYPICAL APPLICATIONS

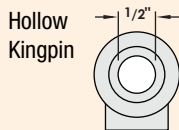
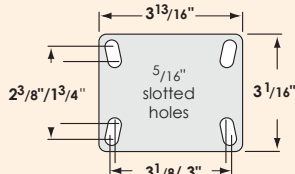
- Hospital beds
- Hospitality
- Food services
- Pharmaceuticals
- Dollies
- Light furniture
- Store displays
- Stock carts
- Institutional

### MOUNTING OPTIONS

#### North American Plate



#### Standard ISO Plate



To order delete **N** after rig code:  
Example: MJQ100G/MPPNGPH changes to MJQ100G/MPPGPH

### BEARING DESCRIPTION



	<b>Wheel Diameter</b> (Inches)		<b>Tread Width</b> (Inches)		<b>Capacity</b> (Lbs) (Based on minimal operation)		<b>Overall Height</b> (Inches)		<b>Swivel Lead</b> (Inches)	<b>Wheel Number</b>
--	-----------------------------------	--	--------------------------------	--	---	--	-----------------------------------	--	--------------------------------	---------------------

Thermoplastic Elastomer TPE (Precision Ball Bearing)										
	3	1 1/4	190	4 3/16	27/8	MJQ75G/				
	4	1 1/4	200	5 5/16	3 9/16	MJQ100G/				
	5	1 1/4	220	6 3/8	4	MJQ125G/				


Note: MJQ wheels were formerly QXQ wheels

Rig Numbers		Swivel Plate Total Brake		Hollow Kingpin		Hollow Kingpin Total Brake		Color Way Code		ColorWay Description							
								<b>WHT</b>	<b>SIL</b>	<b>GPH</b>	<b>INK</b>	<b>BRY</b>	White Thread Guard	Silver Thread Guard	Graphite Thread Guard	Ink Thread Guard	Berry Thread Guard
<b>MPPN</b>	<b>MPPNTB</b>	<b>MPH</b>	<b>MPHTB</b>														



**Caster Number:** MJQ125G/MPHNTBBRY  
This 5" hollow Kingpin total brake rig with thermoplastic elastomer wheel and berry color thread guard features a precision ball bearing.

Swivel lead dimension refers to MPPN/MPH rigs.  
Brake rig swivel lead is 4 5/8".



# ZEN

## Deluxe Light Duty

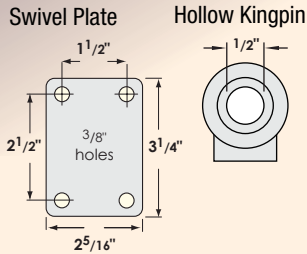


The Zen K Series is available in four earth tones that set the tone for any modern living space. It is ideal for light to medium applications. When style is important Zen K Series is for you.

### TYPICAL APPLICATIONS

- Hospitality
- Store displays
- Furniture

### MOUNTING OPTIONS



### FEATURES

- 5 year warranty on rig
- 3 year warranty on wheel
- ColorWays to match furniture, display or equipment
- Powder coated rig
- Chicago screw axle, domed both sides
- Excellent design and performance

### RIG OPTIONS

Swivel Plate  
Total Brake  
**KPP**



Swivel Plate  
Total Brake  
**KPPTB**



Hollow Kingpin  
**KPH**



Hollow Kingpin  
Total Brake  
**KPHTB**



### BEARING DESCRIPTION




Wheel Diameter (Inches)	Tread Width (Inches)	Capacity (Lbs) (Rig for manual operation)	Overall Height (Inches)	Swivel Lead (Inches)	Wheel Number	Rig Numbers				Color Way Code	ColorWay Description							
						Swivel Plate	Swivel Plate Total Brake	Hollow Kingpin	Hollow Kingpin Total Brake									
<b>Thermoplastic Elastomer TPE (Precision Ball Bearing)</b>						 KJ	2 1/2	7/8	110	3 3/4	2 1/2	KJQ65G/ KJQ75G/ KJQ100G/	KPP	KPPTB	KPH	KPHTB	CPR RST ZBR TIM	Copper Thread Guard Russet Thread Guard Bronze Thread Guard Titanium Thread Guard
3	7/8	110	4 1/8	2 3/4														
4	7/8	110	5 3/16	3 1/4														

Swivel lead dimension refers to KPP/KPH rigs.  
Brake rig swivel lead is 3 1/2".



**Caster Number:** KJQ100G/KPHTBTIM  
This 4" hollow Kingpin total brake rig with thermoplastic elastomer wheel and titanium color thread guard features a precision ball bearing.



# ZEN

## Deluxe Medium Duty



### FEATURES

- 5 year warranty on rig
- 3 year warranty on wheel
- ColorWays to match furniture, display or equipment
- Powder coated rig
- Chicago screw axle, domed both sides
- Excellent design and performance

### RIG OPTIONS

Swivel Plate  
MPPN



Swivel Plate  
Total Brake  
MPPNTB



Swivel Hollow  
Kingpin  
MPH



Swivel Hollow  
Kingpin  
Total Brake  
MPHTB



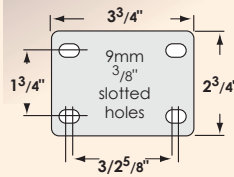
A dependable caster that is suitable for everyday applications, the Zen M Series offers a sophisticated finish to a hard working caster, as it is available in four earth tones, which is perfect for a contemporary atmosphere.

### TYPICAL APPLICATIONS

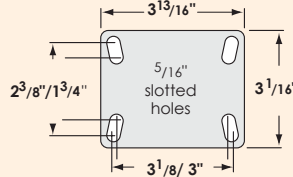
- Hospital beds
- Hospitality
- Food services
- Pharmaceuticals
- Dollies
- Store displays
- Stock carts
- Institutional

### MOUNTING OPTIONS

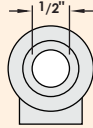
North American Plate



Standard ISO Plate



Hollow Kingpin



To order delete **N** after rig code:  
Example: MJQ100G/MPPNRST  
changes to MJQ100G/MPPRST

### BEARING DESCRIPTION



Precision Ball (Q)

Wheel Diameter (Inches)	Tread Width (Inches)	Capacity (Lbs) (Rate for normal operation)	Overall Height (Inches)	Swivel Lead (Inches)	Wheel Number
3	1 1/4	190	4 3/16	2 7/8	MJQ75G/
4	1 1/4	200	5 5/16	3 9/16	MJQ100G/
5	1 1/4	220	6 3/8	4	MJQ125G/

**Thermoplastic Elastomer TPE (Precision Ball Bearing)**


**MJ** Note: MJQ wheels were formerly QXQ wheels

Rig Numbers	Swivel Plate Total Brake	Hollow Kingpin	Hollow Kingpin Total Brake	Color Way Code	ColorWay Description
Swivel Plate					
MPPN	MPPNTB	MPH	MPHTB	CPR RST ZBR TIM	Copper Thread Guard Russet Thread Guard Bronze Thread Guard Titanium Thread Guard

Swivel lead dimension refers to MPPN/MPH Rigs. Brake rig swivel lead is 4 5/8" for 3" diam. wheels and 5" for 4" & 5" diam. wheels.



**Caster Number:** MJQ100G/MTHTBTIM  
This 4" hollow Kingpin total brake rig with thermoplastic elastomer wheel and titanium color thread guard features a precision ball bearing.



# About Fallshaw

## Fallshaw Casters

ISO9001 - 2000 QUALITY MANAGEMENT SYSTEM



Maintaining an effective quality assurance system requires regular internal audits of all our design and manufacturing processes to ensure we are following our quality plans. Surveillance and conformance audits by external auditors give further independent assurance this is happening.

Fallshaw believes that to stay ahead in today's competitive market, you have to be competitively priced, produce quality products and deliver them in a timely manner.

Fallshaw also tests their products ... and nothing tests a product better than a loaded rig of falling steel! Prototypes are given more punishment than we hope our customers could ever dish out. International design standards are used. If we feel the standards are not tough enough - we'll add our own, more stringent, tests.



## Sample Fallshaw Applications



# ALBION®

	Item	Page
	05 Medium Heavy Duty . . . . . Stainless Steel, Capacity to 1200 lbs.	51-52
	12 Medium Heavy Duty . . . . . Capacity to 1250 lbs	53-55
	14 Scaffolding Casters. . . . . Casters, Capacity to 800 lbs.	56
	<b>EMPIRE™</b> 15 Empire Medium Heavy . . . . . Duty, Capacity to 800 lbs.	57
	16 Medium Heavy Duty . . . . . Capacity to 1250 lbs.	58-60
	18 Ergonomic Precision . . . . . Capacity to 1250 lbs	61-62
	20/21 Business Machine . . . . . Low Profile , Capacity to 255 lbs.	63
	Medium Heavy Spring-Loaded Models	
	40 Medium Duty Spring-Loaded . . . . . Capacity to 500 lbs.	64-65
	41 SpringGuard™ Spring-Loaded . . . . . Capacity to 800 lbs.	66
<hr/>		
	JC Work Station Leveling . . . . . Casters – Light to Medium Heavy Duty, Capacity to 2200 lbs.	27

**NEW MODEL!**





# 05

## Medium Heavy Duty Stainless Steel Casters

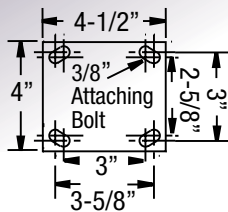


This caster is the ideal solution for applications where frequent wash-downs are necessary. The stainless steel caster is also well suited for applications exposed to cleaning agents, steam, caustic solutions, or other corrosive agents which could cause rust.

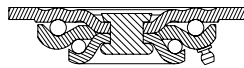
### TYPICAL APPLICATIONS

- Institutional
- Hospitality
- Food Service
- Pharmaceuticals
- Hotel Luggage Carts
- Hospital Beds
- Stock Carts
- Laundry Trucks
- Dollies

### MOUNTING



### Swivel Cross Section



### FEATURES

- **Top Plate & Yoke:** Formed from superior 1/4" Type 304 stainless steel plate
- **Finish:** Highly polished stainless steel
- **Swivel Section:** Double stainless steel ball bearing raceways formed smooth for ease of swiveling
- **King Pin:** Stainless steel rivet
- **Axle:** 1/2" diameter, stainless steel hollow with roller bearing. Solid axle with Delrin and precision ball bearings.
- **Legs:** 1/4" stainless steel formed for added strength welded to the yoke base
- **Spanner Bushing:** Type 304 Stainless Steel
- **Zerk Fitting:** Type 304 Stainless Steel
- **NSF Consult factory**
- Alternate or custom caster configurations available

### RIG OPTIONS

- Neoprene sealed swivel section. Specify **NS05**.
- NSF Listed for food service industry. Consult Factory.
- Notched seal kit. Specify **SD016001**.
- Unnotched seal kit. Specify **SD016002**.

### BRAKE OPTIONS

**Stainless Steel Cam** specify **CB**. Specify 1 Piece Delrin Bearing (52)



**Stainless Steel Single Side** specify **SSB**.



**NEW! FACE BRAKE** Specify **FBD**



**Swivel Lock** (welded) specify **L**



### BEARING OPTIONS



Note: Wheel capacities can change with each bearing type. Consult factory.

Wheel Diameter (Inches)	Tread Width (Inches)	Capacity (Lbs) <small>(Rated for normal operation)</small>	Overall Height (Inches)	Swivel Lead (Inches)	Approx. Wt. (Lbs)	Caster Number
4	2	350	5 <sup>5</sup> / <sub>8</sub>	17 <sup>1</sup> / <sub>16</sub>	5 <sup>1</sup> / <sub>4</sub>	05XS04201
5	2	375	6 <sup>1</sup> / <sub>2</sub>	15 <sup>5</sup> / <sub>8</sub>	5 <sup>1</sup> / <sub>4</sub>	05XS05201
6	2	600	7 <sup>1</sup> / <sub>2</sub>	17 <sup>7</sup> / <sub>8</sub>	5 <sup>3</sup> / <sub>4</sub>	05XS06201
8	2	675	9 <sup>1</sup> / <sub>2</sub>	23 <sup>3</sup> / <sub>8</sub>	6	05XS08201

For swivel models add "S" to end of caster number.  
For rigid models add "R" to end of caster number.

Wheel Diameter (Inches)	Tread Width (Inches)	Capacity (Lbs) <small>(Rated for normal operation)</small>	Overall Height (Inches)	Swivel Lead (Inches)	Approx. Wt. (Lbs)	Caster Number
4	2	450	5 <sup>5</sup> / <sub>8</sub>	17 <sup>1</sup> / <sub>16</sub>	3 <sup>3</sup> / <sub>4</sub>	05PB04201
5	2	550	6 <sup>1</sup> / <sub>2</sub>	15 <sup>5</sup> / <sub>8</sub>	4 <sup>1</sup> / <sub>2</sub>	05PB05201
6	2	650	7 <sup>1</sup> / <sub>2</sub>	17 <sup>7</sup> / <sub>8</sub>	4 <sup>3</sup> / <sub>4</sub>	05PB06201
8	2	850	9 <sup>1</sup> / <sub>2</sub>	23 <sup>3</sup> / <sub>8</sub>	6 <sup>1</sup> / <sub>4</sub>	05PB08201

For swivel models add "S" to end of caster number.  
For rigid models add "R" to end of caster number.

### X-tra Soft (Flat Tread) (01 Roller Bearing)\*

4	2	350	5 <sup>5</sup> / <sub>8</sub>	17 <sup>1</sup> / <sub>16</sub>	5 <sup>1</sup> / <sub>4</sub>	05XS04201
5	2	375	6 <sup>1</sup> / <sub>2</sub>	15 <sup>5</sup> / <sub>8</sub>	5 <sup>1</sup> / <sub>4</sub>	05XS05201
6	2	600	7 <sup>1</sup> / <sub>2</sub>	17 <sup>7</sup> / <sub>8</sub>	5 <sup>3</sup> / <sub>4</sub>	05XS06201
8	2	675	9 <sup>1</sup> / <sub>2</sub>	23 <sup>3</sup> / <sub>8</sub>	6	05XS08201

Prevenz™ antimicrobial models available.  
Add PREV to end of caster number.  
\*Stainless Steel Roller (01 ZB03) and Delrin (51) Bearings available.  
Change "01" to other bearing code.  
Stainless Steel Roller Example: 05XS04201 ZB03

### X-tra Soft Round Tread (01 Roller Bearing)\*

6	2	600	7 <sup>1</sup> / <sub>2</sub>	17 <sup>7</sup> / <sub>8</sub>	5 <sup>3</sup> / <sub>4</sub>	05XR06201
8	2	675	9 <sup>1</sup> / <sub>2</sub>	23 <sup>3</sup> / <sub>8</sub>	6	05XR08201

Prevenz™ antimicrobial models available.  
Add PREV to end of caster number.  
\*Stainless Steel Roller (01 ZB03) and Delrin (51) Bearings available.  
Change "01" to other bearing code.  
Stainless Steel Roller Example: 05XR06201 ZB03

### High Modulus Rubber on Aluminum (28 Precision Ball Bearing)

5	2	300	6 <sup>1</sup> / <sub>2</sub>	15 <sup>5</sup> / <sub>8</sub>	5 <sup>1</sup> / <sub>2</sub>	05RM05228
6	2	350	7 <sup>1</sup> / <sub>2</sub>	17 <sup>7</sup> / <sub>8</sub>	6 <sup>1</sup> / <sub>2</sub>	05RM06228
8	2	450	9 <sup>1</sup> / <sub>2</sub>	23 <sup>3</sup> / <sub>8</sub>	8 <sup>1</sup> / <sub>2</sub>	05RM08228

For black tread specify "RL" wheel code (example 05RL05228).

### Moldon on Rubber on Aluminum (01 Roller Bearing)

4	1 1/2	250	5 5/8	17 1/16	4 3/4	05MD04101
5	1 1/2	300	6 1/2	15 5/8	5	05MD05101
6	2	550	7 1/2	17 7/8	6	05MD06201
8	2	600	9 1/2	23 3/8	6 1/2	05MD08201

### Polypropylene (01 Roller Bearing)\*

4	2	450	5 <sup>5</sup> / <sub>8</sub>	17 <sup>1</sup> / <sub>16</sub>	3 <sup>3</sup> / <sub>4</sub>	05PB04201
5	2	550	6 <sup>1</sup> / <sub>2</sub>	15 <sup>5</sup> / <sub>8</sub>	4 <sup>1</sup> / <sub>2</sub>	05PB05201
6	2	650	7 <sup>1</sup> / <sub>2</sub>	17 <sup>7</sup> / <sub>8</sub>	4 <sup>3</sup> / <sub>4</sub>	05PB06201
8	2	850	9 <sup>1</sup> / <sub>2</sub>	23 <sup>3</sup> / <sub>8</sub>	6 <sup>1</sup> / <sub>4</sub>	05PB08201

\*Stainless Steel Roller (01 ZB03) and Delrin (51) Bearings available.  
Change "01" to other bearing code.  
Stainless Steel Roller Example: 05BP06201 ZB03

### Fiberglass Filled Polypropylene (01 Roller Bearing)\*

4	2	800	5 <sup>5</sup> / <sub>8</sub>	17 <sup>1</sup> / <sub>16</sub>	5	05GP04201
5	2	1000	6 <sup>1</sup> / <sub>2</sub>	15 <sup>5</sup> / <sub>8</sub>	5 <sup>1</sup> / <sub>4</sub>	05GP05201
6	2	1200	7 <sup>1</sup> / <sub>2</sub>	17 <sup>7</sup> / <sub>8</sub>	5 <sup>3</sup> / <sub>4</sub>	05GP06201
8	2	1200	9 <sup>1</sup> / <sub>2</sub>	23 <sup>3</sup> / <sub>8</sub>	7	05GP08201

\*Stainless Steel Roller (01 ZB03) and Delrin (51) Bearings available.  
Change "01" to other bearing code.  
Stainless Steel Roller Example: 05GP06201 ZB03



# 12

## Medium Heavy Duty Casters



These casters are recommended for medium to medium heavy duty applications that require a larger top plate or bolt hole template.

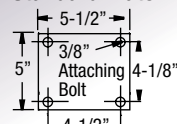
### TYPICAL APPLICATIONS

- Bakery equipment
- Freight dollies
- Distribution cages & carts
- Garment racks
- Meat processing equipment
- Gymnasium equipment

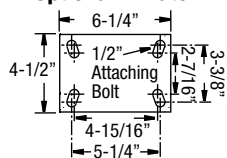
### Swivel Cross Section



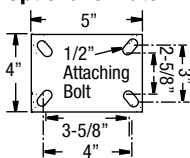
### MOUNTING OPTIONS Standard Plate



### Optional K Plate



### Optional J Plate



### FEATURES

- **Top Plate & Yoke Base:** Cold formed from 1/4" steel plate. Yoke base is notched for factory or field-installable 4-position swivel lock
- **Swivel Section:** Smooth formed, hardened double ball bearing raceways minimize ball indentation and wear
- **Legs:** 1/4" steel, formed to increase strength and welded to yoke base
- **King Bolt:** 5/8" diameter orbitally spun steel rivet
- **Axle:** 1/2" diameter hollow axle comes complete with lock nut for straight roller and ball bearings. Axle is solid for Delrin and Oilex bearings
- **Wheel Seals - Nylon seal retaining/thrust washers**
- **Lubrication:** Zerk fitting in swivel section and in recessed head of hollow axle on straight roller and ball bearing wheels
- **Finish:** zinc plated
- **NSF** Consult factory
- Alternate or custom caster configurations available

### RIG OPTIONS

- Hollow axle for plain bore, oilex and delrin applications specify **ZF07**
- **NSF** Listed for food service industry. Consult Factory.
- **Optional Overall Heights** see notes at end of 12 Series section.

### BRAKE OPTIONS

**Cam Brake** specify **CB** (Requires 01, 02, 23, or 52 bearing)



**Face Brake** specify **FBA**

**Single Side** specify **SSB**. **Double Sided** specify **DSB** (Requires 01, 02, 23, or 52 bearing)



Hand operated field installable swivel lock specify **SL120000**

### BEARING OPTIONS

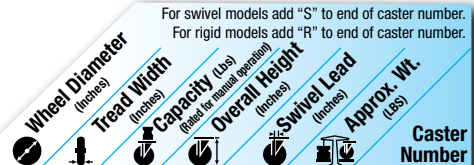
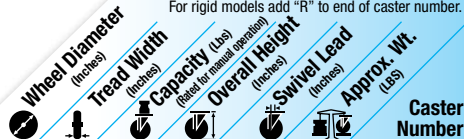


Note: Wheel capacities can change with each bearing type. Consult factory.

### Optional Overall Heights all 12 Series Models:

Wheel Diameter	Overall Height	Swivel Lead	Swivel Specity	Rigid Specity
3-1/4"	5-1/4"	1-11/16"	HS42	HR42
4"	5-1/4"	1-11/16"	HS86	HR86
5"	6-1/8"	1-11/16"	HS50	HR50
5"	6-3/4"	1-3/4"	HS54	HR54
6"	7-1/4"	1-3/4"	HS82	HR82
8"	10"	1-3/4"	HS81	HR81

For swivel models add "S" to end of caster number.  
For rigid models add "R" to end of caster number.



### Moldon Rubber on Cast Iron (01 Roller Bearing)

Wheel Diameter	Overall Height	Swivel Lead	Capacity (Lbs)	Overall Height	Swivel Lead	Approx. Wt. (Lbs)	POPULAR MODEL!
3 3/4"	1 1/2"	140	4 1/4"	1 3/4"	5		<b>12MR03101</b>
4"	1 1/2"	250	5 5/8"	1 11/16"	5 1/2"		<b>12MR04101</b>
4"	2"	300	5 5/8"	1 11/16"	7 1/4"		<b>12MR04201</b>
5"	1 1/2"	350	6 1/2"	1 5/8"	5 3/4"		<b>12MR05101</b>
5"	2"	450	6 1/2"	1 5/8"	7 3/4"		<b>12MR05201</b>
6"	2"	500	7 3/8"	1 3/4"	9 1/4"		<b>12MR06201</b>
8"	2"	600	9 1/2"	1 3/4"	11 1/4"		<b>12MR08201</b>

### Moldon Rubber on Aluminum (01 Roller Bearing)

Wheel Diameter	Overall Height	Swivel Lead	Capacity (Lbs)	Overall Height	Swivel Lead	Approx. Wt. (Lbs)	POPULAR MODEL!
4"	1 1/2"	250	5 5/8"	1 11/16"	5 1/2"		<b>12MD04101</b>
5"	1 1/2"	300	6 1/2"	1 5/8"	5 3/4"		<b>12MD05101</b>
6"	2"	550	7 3/8"	1 3/4"	6"		<b>12MD06201</b>
8"	2"	600	9 1/2"	1 3/4"	6 1/2"		<b>12MD08201</b>

### X-tra Soft (Round Tread) (01 Roller Bearing)\*

Wheel Diameter	Overall Height	Swivel Lead	Capacity (Lbs)	Overall Height	Swivel Lead	Approx. Wt. (Lbs)	POPULAR MODEL!
6"	2"	600	7 3/8"	1 3/4"	6 1/2"		<b>12XR06201</b>
8"	2"	675	9 1/2"	1 3/4"	7 1/2"		<b>12XR08201</b>

Prevenz™ antimicrobial models available.  
Add PREV to end of caster number.  
\*Precision Ball (28) and Delrin (51) Bearings available.  
Change "01" to other bearing code. Precision Ball example: 12XR04228, Delrin example: 12XR04251

### X-tra Soft (Flat Tread) (01 Roller Bearing)\*

Wheel Diameter	Overall Height	Swivel Lead	Capacity (Lbs)	Overall Height	Swivel Lead	Approx. Wt. (Lbs)	POPULAR MODEL!
4"	2"	350	5 5/8"	1 11/16"	5		<b>12XS04201</b>
5"	2"	375	6 1/2"	1 5/8"	5 3/4"		<b>12XS05201</b>
6"	2"	600	7 3/8"	1 3/4"	6 1/2"		<b>12XS06201</b>
8"	2"	675	9 1/2"	1 3/4"	7 1/2"		<b>12XS08201</b>

Prevenz™ antimicrobial models available.  
Add PREV to end of caster number.  
\*Precision Ball (28) and Delrin (51) Bearings available.  
Change "01" to other bearing code. Precision Ball example: 12XS04228, Delrin example: 12XS04251

For swivel models add "S" to end of caster number.  
For rigid models add "R" to end of caster number.

**Wheel Diameter** (Inches)

**Tread Width** (Inches)

**Capacity** (Lbs)  
(Based on normal operation)

**Overall Height** (Inches)

**Swivel Lead** (Inches)

**Approx. Wt.** (Lbs)

**Caster Number**

For swivel models add "S" to end of caster number.  
For rigid models add "R" to end of caster number.

**Wheel Diameter** (Inches)

**Tread Width** (Inches)

**Capacity** (Lbs)  
(Based on normal operation)

**Overall Height** (Inches)



**Swivel Lead** (Inches)

**Approx. Wt.** (Lbs)

**Caster Number**


**High Modulus Rubber on Aluminum (28 Precision Ball Bearing)**

5	2	300	6 1/2	1 5/8	6 1/2	<b>12RM05228</b>
6	2	350	7 3/8	1 3/4	7 1/2	<b>12RM06228</b>
8	2	450	9 1/2	1 3/4	9 1/2	<b>12RM08228</b>

**RM**  **NEW MODEL!**  For black tread specify "RL" wheel code (example 12RL05228).


**Polyurethane on Polypropylene (01 Roller Bearing)**

4	2	700	5 5/8	1 11/16	5	<b>12XA04201</b>
5	2	750	6 1/2	1 5/8	6 3/4	<b>12XA05201</b>
6	2	900	7 3/8	1 3/4	7 1/2	<b>12XA06201</b>
8	2	1000	9 1/2	1 3/4	8	<b>12XA08201</b>

**XA**  **POPULAR MODEL!**  
Prevenz™ antimicrobial models available.  
Add PREV to end of caster number.


**Pneumatic (27 Industrial Ball Bearing)**

6	2	200	7 3/8	1 3/4	6 1/2	<b>12SF06227</b>
8	2	210	9 1/2	1 3/4	7 1/2	<b>12SF08227</b>

**SF** 


**X-Treme™ Solid Polyurethane (01 Roller Bearing)\***

4	2	1000	5 5/8	1 11/16	5 3/4	<b>12XI04201</b>
5	2	1000	6 1/2	1 5/8	6	<b>12XI05201</b>
6	2	1000	7 3/8	1 3/4	7	<b>12XI06201</b>
8	2	1000	9 1/2	1 3/4	8 1/2	<b>12XI08201</b>

**XI**  **\*Drawn Cup Roller (02), Bronze (22), Pedestal Precision (29), Annular Ball (31) and Delrin (51) bearings available. Change "01" to other bearing code. Pedestal Precision example: 12XI04229.**


**Polypropylene (01 Roller Bearing)\***

4	1 1/2	400	5 5/8	1 11/16	5	<b>12PB04101</b>
4	2	450	5 5/8	1 11/16	5 1/2	<b>12PB04201</b>
5	1 1/2	450	6 1/2	1 5/8	5 1/2	<b>12PB05101</b>
5	2	650	6 1/2	1 5/8	5 1/2	<b>12PB05201</b>
6	1 1/2	550	7 3/8	1 3/4	5 1/2	<b>12PB06101</b>
6	2	750	7 3/8	1 3/4	5 3/4	<b>12PB06201</b>
8	2	1000	9 1/2	1 3/4	7	<b>12PB08201</b>

**PB**  **\*Delrin (51) Bearings or plain bore (41) models available. Change "01" example: 12PB04251. Note: Delrin 5"x2" model capacities reduce to 550lbs, 6"x2" to 650lbs, 8"x2" to 600lbs.**


**Phenolic (01 Roller Bearing)**

3 1/4	1 1/2	600	4 1/4	1 3/4	5	<b>12TM03101</b>
3 1/4	2	700	4 1/4	1 3/4	5 1/4	<b>12TM03201</b>
4	1 1/2	600	5 5/8	1 11/16	5 1/4	<b>12TM04101</b>
4	2	800	5 5/8	1 11/16	5 3/4	<b>12TM04201</b>
5	1 1/2	600	6 1/2	1 5/8	5 3/4	<b>12TM05101</b>
5	2	1000	6 1/2	1 5/8	6	<b>12TM05201</b>
6	1 1/2	800	7 3/8	1 3/4	7	<b>12TM06101</b>
6	2	1200	7 3/8	1 3/4	8 1/2	<b>12TM06201</b>
8	2	1250	9 1/2	1 3/4	8 1/2	<b>12TM08201</b>

**TM** 


**Fiberglass Filled Polypropylene (01 Roller Bearing)\***

4	2	800	5 5/8	1 11/16	7	<b>12GP04201</b>
5	2	1000	6 1/2	1 5/8	8	<b>12GP05201</b>
6	2	1200	7 3/8	1 3/4	9 3/4	<b>12GP06201</b>
8	2	1250	9 1/2	1 3/4	10	<b>12GP08201</b>

**GP**  **NEW MODEL!**  
**\*Delrin (51) Bearings or plain bore (41) models available. Change "01" example: 12GP04251.**


**Maxim® (01 Roller Bearing)\***

3 1/4	2	800	5 5/8	1 11/16	5 3/4	<b>12NG03201</b>
4	2	800	5 5/8	1 11/16	5 3/4	<b>12NG04201</b>
5	2	1000	6 1/2	1 5/8	6	<b>12NG05201</b>
6	2	1200	7 3/8	1 3/4	7	<b>12NG06201</b>
8	2	1250	9 1/2	1 3/4	8 1/2	<b>12NG08201</b>

**NG**  **Prevenz™ antimicrobial models available. Add PREV to end of caster number. \*Drawn Cup Roller (02), Bronze (22), Pedestal Precision (29), Annular Ball (31) and Delrin (51) bearings available. Change "01" to other bearing code. Pedestal Precision example: 12NG04229.**


**Polyurethane on Aluminum Flat Tread (01 Roller Bearing)**

4	1 1/2	600	5 5/8	1 11/16	5 1/4	<b>12PD04101</b>
4	2	700	5 5/8	1 11/16	5 3/4	<b>12PD04201</b>
5	1 1/2	720	6 1/2	1 5/8	5 3/4	<b>12PD05101</b>
5	2	1050	6 1/2	1 5/8	6	<b>12PD05201</b>
6	2	1230	7 3/8	1 3/4	6 1/4	<b>12PD06201</b>
8	2	1250	9 1/2	1 3/4	7 1/2	<b>12PD08201</b>

**PD** 


**Maxim® NR Noise Reduction (01 Roller Bearing)\***

4	2	800	5 5/8	1 11/16	5 3/4	<b>12NR04201</b>
5	2	1000	6 1/2	1 5/8	6	<b>12NR05201</b>
6	2	1200	7 3/8	1 3/4	7	<b>12NR06201</b>
8	2	1250	9 1/2	1 3/4	8 1/2	<b>12NR08201</b>

**NR**  **\*Drawn Cup Roller (02), Bronze (22), Pedestal Precision (29), Annular Ball (31) and Delrin (51) bearings available. Change "01" to other bearing code. Pedestal Precision example: 16NR04229.**


**Polyurethane on Cast Iron (01 Roller Bearing)**

4	2	700	5 5/8	1 11/16	7 1/2	<b>12PI04201</b>
5	2	1000	6 1/2	1 5/8	8 1/2	<b>12PI05201</b>
6	2	1200	7 3/8	1 3/4	10	<b>12PI06201</b>
8	2	1250	9 1/2	1 3/4	13	<b>12PI08201</b>

**PI** 


**White Nylon (01 Roller Bearing)\***

5	2	600	6 1/2	1 5/8	6	<b>12NW05201</b>
6	2	900	7 3/8	1 3/4	7	<b>12NW06201</b>
8	2	1100	9 1/2	1 3/4	8 1/2	<b>12NW08201</b>

**NW**  **NEW MODEL!**


**Polyurethane on Aluminum Round Tread (28 Precision Ball Bearing)**

5	2	1000	6 1/2	1 5/8	7	<b>12PM05228</b>
6	2	1250	7 3/8	1 3/4	8	<b>12PM06228</b>
8	2	1250	9 1/2	1 3/4	10	<b>12PM08228</b>

**PM**  **Multiple durometers available.**


**Polyurethane on Cast Iron (01 Roller Bearing)**

3 1/4	1 5/8	420	4 1/4	1 3/4	5 1/2	<b>12PY03101</b>
3 1/4	2 3/16	540	4 1/4	1 3/4	6 1/2	<b>12PY03201</b>
6	1 1/2	840	7 3/8	1 3/4	7 3/4	<b>12PY06101</b>

**PY**  **Prevenz™ antimicrobial models available. Add PREV to end of caster number.**

**Trionix™ High Impact Polymer (28 Precision Ball Bearing)**

8	2	1250	9 1/2	1 3/4	7 1/2	<b>12NY08228</b>
---	---	------	-------	-------	-------	------------------

**NY** 

For swivel models add "S" to end of caster number.  
For rigid models add "R" to end of caster number.

Wheel Diameter (Inches)  
Tread Width (Inches)  
Capacity (Lbs)  
Overall Height (Inches)  
Swivel Lead (Inches)  
Approx. Wt. (Lbs)  
Caster Number

For swivel models add "S" to end of caster number.  
For rigid models add "R" to end of caster number.

Wheel Diameter (Inches)  
Tread Width (Inches)  
Capacity (Lbs)  
Overall Height (Inches)  
Swivel Lead (Inches)  
Approx. Wt. (Lbs)  
Caster Number

**Trionix™ NX High Impact Polymer (28 Precision Ball Bearing) NEW MODEL!**

4	2	1250	5 <sup>5</sup> / <sub>8</sub>	11 <sup>11</sup> / <sub>16</sub>	7 <sup>1</sup> / <sub>2</sub>	<b>12NX04228</b>
5	2	1250	6 <sup>1</sup> / <sub>2</sub>	1 <sup>5</sup> / <sub>8</sub>	8 <sup>1</sup> / <sub>2</sub>	<b>12NX05228</b>
6	2	1250	7 <sup>3</sup> / <sub>8</sub>	1 <sup>3</sup> / <sub>4</sub>	10	<b>12NX06228</b>
8	2	1250	9 <sup>1</sup> / <sub>2</sub>	1 <sup>3</sup> / <sub>4</sub>	13	<b>12NX08228</b>

**NX**

**Drop Forged Steel (01 Roller Bearing)\***

4	1 <sup>1</sup> / <sub>2</sub>	1250	5 <sup>5</sup> / <sub>8</sub>	11 <sup>11</sup> / <sub>16</sub>	7 <sup>1</sup> / <sub>2</sub>	<b>12FS04101</b>
5	1 <sup>3</sup> / <sub>4</sub>	1250	6 <sup>1</sup> / <sub>2</sub>	1 <sup>5</sup> / <sub>8</sub>	9 <sup>1</sup> / <sub>2</sub>	<b>12FS05201</b>
6	2	1250	7 <sup>3</sup> / <sub>8</sub>	1 <sup>3</sup> / <sub>4</sub>	10 <sup>1</sup> / <sub>2</sub>	<b>12FS06201</b>

\*Tapered Roller bearings (09) available. Change "01" to "09".  
(Example: 12FS04109).

**FS**

**Cast Iron (01 Roller Bearing)**

3 <sup>1</sup> / <sub>4</sub>	1 <sup>1</sup> / <sub>2</sub>	400	4 <sup>1</sup> / <sub>4</sub>	1 <sup>3</sup> / <sub>4</sub>	5	<b>12CA03101</b>
3 <sup>1</sup> / <sub>4</sub>	2	700	4 <sup>1</sup> / <sub>4</sub>	1 <sup>3</sup> / <sub>4</sub>	7 <sup>1</sup> / <sub>2</sub>	<b>12CA03201</b>
4	1 <sup>1</sup> / <sub>2</sub>	600	5 <sup>5</sup> / <sub>8</sub>	11 <sup>11</sup> / <sub>16</sub>	6 <sup>1</sup> / <sub>2</sub>	<b>12CA04101</b>
4	2	700	5 <sup>5</sup> / <sub>8</sub>	11 <sup>11</sup> / <sub>16</sub>	7 <sup>1</sup> / <sub>2</sub>	<b>12CA04201</b>
5	1 <sup>1</sup> / <sub>2</sub>	600	6 <sup>1</sup> / <sub>2</sub>	1 <sup>5</sup> / <sub>8</sub>	7 <sup>1</sup> / <sub>2</sub>	<b>12CA05101</b>
5	2	1000	6 <sup>1</sup> / <sub>2</sub>	1 <sup>5</sup> / <sub>8</sub>	8 <sup>1</sup> / <sub>2</sub>	<b>12CA05201</b>
6	1 <sup>1</sup> / <sub>2</sub>	800	7 <sup>3</sup> / <sub>8</sub>	1 <sup>3</sup> / <sub>4</sub>	8 <sup>1</sup> / <sub>2</sub>	<b>12CA06101</b>
6	2	1200	7 <sup>3</sup> / <sub>8</sub>	1 <sup>3</sup> / <sub>4</sub>	10 <sup>1</sup> / <sub>2</sub>	<b>12CA06201</b>
8	2	1250	9 <sup>1</sup> / <sub>2</sub>	1 <sup>3</sup> / <sub>4</sub>	13	<b>12CA08201</b>

**CA**

**Ductile Iron Crowned Tread (01 Roller Bearing)\* NEW MODEL!**

5	2	1250	6 <sup>1</sup> / <sub>2</sub>	1 <sup>5</sup> / <sub>8</sub>	8	<b>12FM05201</b>
6	2	1250	7 <sup>3</sup> / <sub>8</sub>	1 <sup>3</sup> / <sub>4</sub>	11	<b>12FM06201</b>
8	2	1250	9 <sup>1</sup> / <sub>2</sub>	1 <sup>3</sup> / <sub>4</sub>	14	<b>12FM08201</b>

\*Tapered Roller bearings (09) and Precision Ball (28) available.  
(Tapered Roller example: 12FR05209).

Note: Ductile Iron Flat Tread (FM) models available.  
Change FR wheel code to FM. Example: 12FM05201.

**FR,FM**

**Heavy Duty Cast Iron (01 Roller Bearing)**

5	2	1200	6 <sup>1</sup> / <sub>2</sub>	1 <sup>5</sup> / <sub>8</sub>	8	<b>12CH05201</b>
6	2	1250	7 <sup>3</sup> / <sub>8</sub>	1 <sup>3</sup> / <sub>4</sub>	11	<b>12CH06201</b>
8	2	1250	9 <sup>1</sup> / <sub>2</sub>	1 <sup>3</sup> / <sub>4</sub>	14	<b>12CH08201</b>

**CH**

**Prevenz™ Antimicrobial Wheels**

The EPA registered and FDA compliant antimicrobial additive used in Prevenz™ wheels is designed to suppress the growth of a variety of destructive and odor causing microbes including bacteria, molds, mildew and fungi. These wheels are suitable for a variety of applications including medical equipment, food equipment, pharmaceutical, chemical, meat & poultry, processing plants and more. To order add "PREV" to end of caster number.



**Optional Overall Heights all 12 Series Models:**

Wheel Diameter	Overall Height	Swivel Lead	Swivel Specify	Rigid Specify
3-1/4"	5-1/4"	1-11/16"	HS42	HR42
4"	5-1/4"	1-11/16"	HS86	HR86
5"	6-1/8"	1-11/16"	HS50	HR50
5"	6-3/4"	1-3/4"	HS54	HR54
6"	7-1/4"	1-3/4"	HS82	HR82
8"	10"	1-3/4"	HS81	HR81

**IMPROVE ROLLABILITY WITH THE ALBION ERGONOMIC ADVANTAGE**

**Pedestal Precision Ball Bearings**—(Specify bearing #29). Completely sealed, these precision ground ball bearings are constructed using hardened raceways to give you the ultimate in rolling ease. In fact, this bearing offers the lowest rolling resistance of all of our bearings. Plus it never needs to be lubricated to cut maintenance time and cost.

# 14

## Scaffolding Casters



### FEATURES

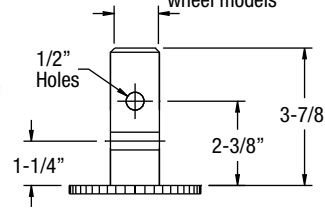
- **Total Lock Brake:** Easy to engage for swivel and wheels
- **Zerks:** Swivel and hub for easy lubrication
- **Sealed Swivel Section:** Keeps out debris
- **King Bolt:** King bolt and nut construction for added strength

### BEARING

Straight Roller (01)



1-1/4" diameter for 4" and 5" wheel models  
 1-3/8" diameter for 6" and 8" wheel models



Designed for scaffolds. This caster features an easy to engage total locks that locks both wheel and swivel and allow easy locking and repositioning.

### MOUNTING AND SWIVEL CROSS SECTION Standard Plate

Stem length is 37/8". For a more secure installation there are 1/2" cross-drilled holes.


### TYPICAL APPLICATIONS

- Scaffolding


Wheel Diameter (Inches)	Tread Width (Inches)	Capacity (Lbs) <small>(Rate for manual operation)</small>	Overall Height (Inches)	Stem Diameter (Inches)	Caster Number
-------------------------	----------------------	--	-------------------------	------------------------	---------------

Wheel Diameter (Inches)	Tread Width (Inches)	Capacity (Lbs) <small>(Rate for manual operation)</small>	Overall Height (Inches)	Stem Diameter (Inches)	Caster Number
-------------------------	----------------------	--	-------------------------	------------------------	---------------

### Rubber on Iron Core (Roller Bearings)

	4	2	350	5	1 1/4	<b>14MR04201SSSC</b>
	5	2	450	6	1 1/4	<b>14MR05201SSSC</b>
	6	2	500	7 1/4	1 3/8	<b>14MR06201SSSC</b>
	8	2	600	9 1/4	1 3/8	<b>14MR08201SSSC</b>

### Polyurethane on Iron Core (Roller Bearings)

	4	2	700	5	1 1/4	<b>14PI04201SSSC</b>
	5	2	800	6	1 1/4	<b>14PI05201SSSC</b>
	6	2	800	7 1/4	1 3/8	<b>14PI06201SSSC</b>
	8	2	800	9 1/4	1 3/8	<b>14PI08201SSSC</b>



## POLYURETHANE EXPERTS

Albion Industries knows polyurethane. With more than 50 years experience leading the caster and wheel industry, our customers are depending on us to keep business on the move. Although this catalog focuses on our wheel capability, ALBION polyurethane expertise is applied to a wide range of industrial products in a variety of shapes and sizes.

# 15

## EMPIRE™ Casters & Wheels Medium Heavy Duty Casters

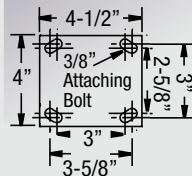


Empire medium heavy duty casters are cold formed steel and recommended for medium to medium heavy duty applications.

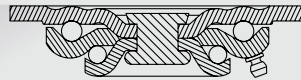
### TYPICAL APPLICATIONS

- Dollies
- Waste disposal trucks
- Warehouse trucks
- Floor Trucks
- Shop carts

### MOUNTING OPTIONS Standard Plate



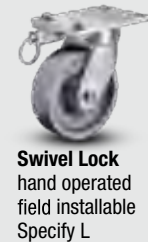



### Swivel Cross Section



### FEATURES

- **Top Plate & Yoke Base:** Cold formed from 1/4" steel plate. Yoke base is notched for factory or field-installable 4-position swivel lock
- **Swivel Section:** Smooth formed, double ball bearing raceways
- **Fork Legs:** 1/4" steel, formed to increase strength and welded to yoke base
- **King Pin:** 5/8" diameter orbitally spun steel rivet
- **Axle:** 1/2" diameter hollow axle complete with lock nut with straight roller and ball bearings. Axle is solid with Plain Bore, Delrin and Oillex bearings
- **Wheel seals:** Nylon seal retaining/thrust washers
- **Lubrication:** Zerk fitting in swivel section and in recessed head of hollow axle on straight roller and ball bearing wheels
- **Finish:** Rigs zinc plated to resist corrosion.

### BRAKE OPTIONS



15 SERIES • CAPACITY TO 1200

For swivel models add "S" to end of caster number.  
For rigid models add "R" to end of caster number.

Wheel Diameter (Inches)	Tread Width (Inches)	Capacity (Lbs) (Rate for manual operation)	Overall Height (Inches)	Swivel Lead (Inches)	Approx. Wt. (Lbs)	Caster Number
-------------------------	----------------------	---	-------------------------	----------------------	-------------------	---------------

### Polyurethane on Cast Iron (01 Roller Bearing)

4	2	700	5 5/8	1 11/16	7	15IP04201
5	2	900	6 1/2	1 5/8	8	15IP05201
6	2	900	7 1/2	1 3/4	9 3/4	15IP06201
8	2	900	9 1/2	1 3/4	10	15IP08201

### Polyurethane on Polypropylene Flat Tread (01 Roller Bearing)

4	2	500	5 5/8	1 11/16	4 1/4	15IX04201
5	2	600	6 1/2	1 5/8	4 3/4	15IX05201
6	2	800	7 1/2	1 3/4	5 1/2	15IX06201
8	2	900	9 1/2	1 3/4	7 1/2	15IX08201

### Polyurethane on Polypropylene Round Tread (01 Roller Bearing)

4	2	400	5 5/8	1 11/16	4 1/4	15IZ04201
5	2	500	6 1/2	1 5/8	4 3/4	15IZ05201
6	2	700	7 1/2	1 3/4	5 1/2	15IZ06201
8	2	800	9 1/2	1 3/4	7 1/2	15IZ08201

### Phenolic (01 Roller Bearing)

4	2	800	5 5/8	1 11/16	5	15TM04201
5	2	1000	6 1/2	1 5/8	5 1/4	15TM05201
6	2	900	7 1/2	1 3/4	6 1/4	15TM06201
8	2	1200	9 1/2	1 3/4	8	15TM08201

### Cast Iron (01 Roller Bearing)

4	2	700	5 5/8	1 11/16	7	15IC04201
5	2	900	6 1/2	1 5/8	8	15IC05201
6	2	900	7 1/2	1 3/4	9 3/4	15IC06201
8	2	900	9 1/2	1 3/4	12 1/2	15IC08201

### Rubber on Iron (01 Roller Bearing)

4	2	350	5 5/8	1 11/16	5 1/4	15IM04201
5	2	400	6 1/2	1 5/8	5 1/2	15IM05201
6	2	410	7 1/2	1 3/4	8	15IM06201
8	2	450	9 1/2	1 3/4	10 1/4	15IM08201

### TPR on Polypropylene (Flat Tread) (01 Roller Bearing)\*

4	2	300	5 5/8	1 11/16	5 1/4	15IS04201
5	2	400	6 1/2	1 5/8	5 1/4	15IS05201
6	2	500	7 1/2	1 3/4	6	15IS06201
8	2	600	9 1/2	1 3/4	6 1/2	15IS08201

### TPR on Polypropylene (Round Tread) (01 Roller Bearing)\*

4	2	250	5 5/8	1 11/16	5 1/4	15IR04201
5	2	350	6 1/2	1 5/8	5 1/2	15IR05201
6	2	450	7 1/2	1 3/4	5 1/2	15IR06201
8	2	550	9 1/2	1 3/4	6 1/2	15IR08201

### Polypropylene (01 Roller Bearing)\*

4	2	450	5 5/8	1 11/16	4 1/2	15IB04201
5	2	550	6 1/2	1 5/8	5	15IB05201
6	2	650	7 1/2	1 3/4	6	15IB06201
8	2	850	9 1/2	1 3/4	5 1/2	15IB08201

# 16

## Medium Heavy Duty Casters

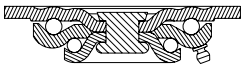


16 Series casters are cold formed, heat treated steel and recommended for medium to medium heavy duty applications.

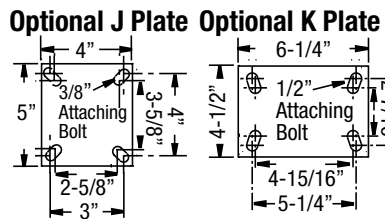
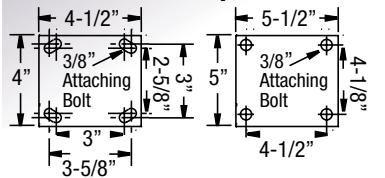
### TYPICAL APPLICATIONS

- Dollies
- Waste disposal trucks
- Warehouse trucks
- Floor Trucks
- Shop carts

### Swivel Cross Section



### MOUNTING OPTIONS



### FEATURES

- **Top Plate & Yoke Base:** Cold formed from 1/4" steel plate. Yoke base is notched for factory or field-installable 4-position swivel lock
- **Swivel Section:** Heat treated, smooth formed, hardened, double ball bearing raceways minimize ball indentation and wear
- **Fork Legs:** 1/4" steel, formed to increase strength and welded to yoke base
- **King Pin:** 5/8" diameter orbitally spun steel rivet
- **Axle:** 1/2" diameter hollow axle complete with lock nut with straight roller and ball bearings. Axle is solid with Plain Bore, Delrin and Oilex bearings
- **Wheel seals:** Nylon seal retaining/thrust washers
- **Lubrication:** Zerk fitting in swivel section and in recessed head of hollow axle on straight roller and ball bearing wheels
- **Finish:** Rigs zinc plated to resist corrosion.
- **NSF Listed** for food service industry
- Alternate or custom caster configurations available

### BEARING OPTIONS



Note: Wheel capacities can change with each bearing type. Consult factory.

### RIG OPTIONS

- King bolt and nut. Specify **KB16**.
- Neoprene sealed swivel section. Specify **SS02**.
- NSF Listed for food service industry. Specify **NSF**.
- Notched seal kit. Specify **SD016001**.
- Unnotched seal kit. Specify **SD016002**.
- **Optional Overall Heights** see notes at end of 16 Series section.

### BRAKE OPTIONS

**Total Lock** specify **T** (4" to 8" models) specify optional 7 1/2" (HS-60) overall height model if ordering 6".

**Grip Lock** specify **GL1**

**Cam** specify **CB1**

**Face Brake** specify **FBA**

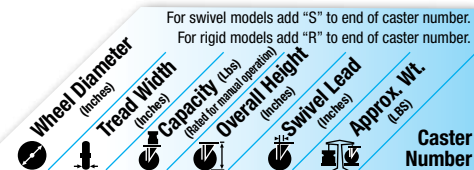
**Single Side** specify **SSB**. **Double Sided** specify **DSB**

**NEW! Face Brake** specify **FBB**

**Swivel Lock** (welded) specify **L**

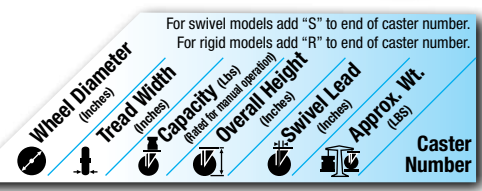
Hand operated field installable swivel lock specify **SL160000**

Foot operated field installable swivel lock specify **SL160002**



Moldon Rubber on Cast Iron (01 Roller Bearing)						POPULAR MODEL!
3 1/4	1 1/2	140	4 1/4	1 3/4	4 1/2	<b>16MR03101</b>
4	1 1/2	250	5 5/8	1 11/16	5 3/4	<b>16MR04101</b>
4	2	300	5 5/8	1 11/16	5 1/4	<b>16MR04201</b>
5	1 1/2	350	6 1/2	1 5/8	6	<b>16MR05101</b>
5	2	450	6 1/2	1 5/8	5 1/2	<b>16MR05201</b>
6	2	500	7 1/4	1 3/4	8	<b>16MR06201</b>
8	2	600	9 1/2	1 3/4	10 1/4	<b>16MR08201</b>

Heavy Duty Moldon Rubber on Cast Iron (01 Roller Bearing) NEW PRODUCT!						
4	1 1/2	400	5 5/8	1 11/16	5 3/4	<b>16MH04101</b>
5	2	700	6 1/2	1 5/8	5 1/2	<b>16MH05201</b>
6	2	820	7 1/4	1 3/4	8	<b>16MH06201</b>
8	2	1000	9 1/2	1 3/4	10 1/4	<b>16MH08201</b>



Moldon Rubber on Aluminum (01 Roller Bearing)						
4	1 1/2	250	5 5/8	1 11/16	4 3/4	<b>16MD04101</b>
5	1 1/2	300	6 1/2	1 5/8	5	<b>16MD05101</b>
6	2	550	7 1/4	1 3/4	6	<b>16MD06201</b>
8	2	600	9 1/2	1 3/4	6 1/2	<b>16MD08201</b>

Pneumatic (27 Radial Ball Bearing)						
6	2	200	7 1/4	1 3/4	5 1/2	<b>16SF06227</b>
8	2	210	9 1/2	1 3/4	6 1/2	<b>16SF08227</b>

Other sizes available. See Pneumatic Caster section.



For swivel models add "S" to end of caster number.  
For rigid models add "R" to end of caster number.

For swivel models add "S" to end of caster number.  
For rigid models add "R" to end of caster number.

**X-tra Soft (Flat Tread) (01 Roller Bearing)\*** **POPULAR MODEL!**

4	2	350	55/8	111/16	51/4	<b>16XS04201</b>
5	2	375	61/2	15/8	51/2	<b>16XS05201</b>
6	2	600	71/4	13/4	6	<b>16XS06201</b>
8	2	675	91/2	13/4	61/2	<b>16XS08201</b>

Prevenz™ antimicrobial models available.  
Add PREV to end of caster number.

\*Precision Ball (28) and Delrin (51) Bearings available.  
Change "01" to other bearing code. Precision Ball example: 16XS04228, Delrin example: 16XS04251

**XS**

**X-tra Soft (Round Tread) (01 Roller Bearing)\***

6	2	600	71/4	13/4	51/2	<b>16XR06201</b>
8	2	675	91/2	13/4	61/2	<b>16XR08201</b>

Prevenz™ antimicrobial models available.  
Add PREV to end of caster number.

\*Precision Ball (28) and Delrin (51) Bearings available.  
Change "01" to other bearing code. Precision Ball example: 16XR04228, Delrin example: 16XR04251

**XR**

**High Modulus Rubber on Aluminum (28 Precision Ball Bearing)**

5	2	300	61/2	15/8	51/2	<b>16RM05228</b>
6	2	350	71/4	13/4	61/2	<b>16RM06228</b>
8	2	450	91/2	13/4	81/2	<b>16RM08228</b>

**NEW MODEL!** For black tread specify "RL" wheel code (example 16RL05228).

**RM**

**Solid Rubber (01 Roller Bearing)**

4	2	220	55/8	111/16	6	<b>16RR04201</b>
5	2	325	61/2	15/8	61/2	<b>16RR05201</b>
6	2	350	71/4	13/4	63/4	<b>16RR06201</b>

**RR**

**Polypropylene (01 Roller Bearing)\***

4	11/2	400	55/8	111/16	41/2	<b>16PB04101</b>
4	2	450	55/8	111/16	41/2	<b>16PB04201</b>
5	11/2	450	61/2	15/8	5	<b>16PB05101</b>
5	2	550	61/2	15/8	5	<b>16PB05201</b>
6	11/2	550	71/4	13/4	53/4	<b>16PB06101</b>
6	2	650	71/4	13/4	6	<b>16PB06201</b>
8	2	850	91/2	13/4	51/2	<b>16PB08201</b>

\*Delrin (51) Bearings or plain bore (41) models available.  
Change "01" example: 16PB04251.

**PB**

**Fiberglass Filled Polypropylene (01 Roller Bearing)\*** **NEW MODEL!**

4	2	800	55/8	111/16	7	<b>16GP04201</b>
5	2	1000	61/2	15/8	8	<b>16GP05201</b>
6	2	1200	71/4	13/4	93/4	<b>16GP06201</b>
8	2	1250	91/2	13/4	10	<b>16GP08201</b>

\*Delrin (51) Bearings or plain bore (41) models available.  
Change "01" example: 16GP04251.

**GP**

**White Polypropylene (Plain Bore)**

4	2	450	55/8	111/16	41/2	<b>16PW04241</b>
5	2	550	61/2	15/8	5	<b>16PW05241</b>
6	2	650	71/4	13/4	6	<b>16PW06241</b>

**PW**

**High Temp Polypropylene (Plain Bore)**

4	2	500	55/8	111/16	5	<b>16RW04241</b>
5	2	650	61/2	15/8	51/2	<b>16RW05241</b>
6	2	700	71/4	13/4	6	<b>16RW06241</b>
8	2	900	91/2	13/4	61/2	<b>16RW08201</b>

**RW**

**Polyurethane on Aluminum Flat Tread (01 Roller Bearing)** **POPULAR MODEL!**

4	11/2	600	55/8	111/16	41/2	<b>16PD04101</b>
4	2	700	55/8	111/16	5	<b>16PD04201</b>
5	11/2	720	61/2	15/8	5	<b>16PD05101</b>
5	2	1050	61/2	15/8	51/4	<b>16PD05201</b>
6	2	1230	71/4	13/4	53/4	<b>16PD06201</b>
8	2	1250	91/2	13/4	7	<b>16PD08201</b>

**PD**

**Polyurethane on Cast Iron (01 Roller Bearing)**

4	2	700	55/8	111/16	7	<b>16PI04201</b>
5	2	1000	61/2	15/8	8	<b>16PI05201</b>
6	2	1200	71/4	13/4	93/4	<b>16PI06201</b>
8	2	1250	91/2	13/4	10	<b>16PI08201</b>

**PI**

**Polyurethane on Aluminum Round Tread (28 Precision Ball Bearing)**

5	2	1000	61/2	15/8	6	<b>16PM05228</b>
6	2	1250	71/4	13/4	7	<b>16PM06228</b>
8	2	1250	91/2	13/4	9	<b>16PM08228</b>

**PM**

**Polyurethane on Cast Iron (01 Roller Bearing)**

31/4	15/8	420	41/4	13/4	41/4	<b>16PY03101</b>
31/4	23/16	540	41/4	13/4	43/4	<b>16PY03201</b>
6	11/2	840	71/4	13/4	73/4	<b>16PY06101</b>

Prevenz™ antimicrobial models available.  
Add PREV to end of caster number.

**PY**

**Polyurethane on Polypropylene (01 Roller Bearing)** **POPULAR MODEL!**

4	2	700	55/8	111/16	41/4	<b>16XA04201</b>
5	2	750	61/2	15/8	43/4	<b>16XA05201</b>
6	2	900	71/4	13/4	51/2	<b>16XA06201</b>
8	2	1000	91/2	13/4	71/2	<b>16XA08201</b>

Prevenz™ antimicrobial models available.  
Add PREV to end of caster number.

**XA**

**X-Treme™ Solid Polyurethane (01 Roller Bearing)\***

4	2	1000	55/8	111/16	5	<b>16XI04201</b>
5	2	1000	61/2	15/8	51/2	<b>16XI05201</b>
6	2	1000	71/4	13/4	61/4	<b>16XI06201</b>
8	2	1000	91/2	13/4	8	<b>16XI08201</b>

\*Drawn Cup Roller (02), Bronze (22), Pedestal Precision (29), Annular Ball (31) and Delrin (51) bearings available. Change "01" to other bearing code. Pedestal Precision example: 16XI04229.

**XI**

**X-Treme™ Plus Solid Polyurethane (01 Roller Bearing)\***

4	2	1250	55/8	111/16	5	<b>16XP04201</b>
5	2	1200	61/2	15/8	51/2	<b>16XP05201</b>
6	2	1250	71/4	13/4	61/4	<b>16XP06201</b>
8	2	1200	91/2	13/4	8	<b>16XP08201</b>

Prevenz™ antimicrobial models available.  
Add PREV to end of caster number.

\*Drawn Cup Roller (02), Bronze (22), Pedestal Precision (29), Annular Ball (31) and Delrin (51) bearings available. Change "01" to other bearing code. Pedestal Precision example: 16XP04229.

**XP**

**V-Grooved Polyurethane (02 Drawn Cup Roller Bearing)\***

4	2	300	55/8	111/16	41/2	<b>16XV04202</b>
5	2	300	61/2	15/8	5	<b>16XV05202</b>
6	2	300	71/4	13/4	51/4	<b>16XV06202</b>
8	2	300	91/2	13/4	53/4	<b>16XV08202</b>

\*Delrin (52) Bearings models available.  
Change "02" example: 16XV04252.

**XV**

**16 SERIES • CAPACITY TO 1250**

For swivel models add "S" to end of caster number.  
For rigid models add "R" to end of caster number.

**Wheel Diameter** (Inches)

**Tread Width** (Inches)

**Capacity** (Lbs) (Rated for normal operation)

**Overall Height** (Inches)

**Swivel Lead** (Inches)

**Approx. Wt.** (Lbs)

**Caster Number**

For swivel models add "S" to end of caster number.  
For rigid models add "R" to end of caster number.

**Wheel Diameter** (Inches)

**Tread Width** (Inches)

**Capacity** (Lbs) (Rated for normal operation)

**Overall Height** (Inches)


**Swivel Lead** (Inches)

**Approx. Wt.** (Lbs)

**Caster Number**

**Phenolic (01 Roller Bearing)**


3 1/4	1 1/2	600	4 1/4	1 3/4	4 1/2	<b>16TM03101</b>
3 1/4	2	700	4 1/4	1 3/4	4 1/2	<b>16TM03201</b>
4	1 1/2	600	5 5/8	1 11/16	4 1/2	<b>16TM04101</b>
4	2	800	5 5/8	1 11/16	5	<b>16TM04201</b>
5	1 1/2	600	6 1/2	1 5/8	5 1/4	<b>16TM05101</b>
5	2	1000	6 1/2	1 5/8	5 1/4	<b>16TM05201</b>
6	1 1/2	800	7 1/4	1 3/4	5 1/2	<b>16TM06101</b>
6	2	1200	7 1/4	1 3/4	6 1/4	<b>16TM06201</b>
8	2	1250	9 1/2	1 3/4	8	<b>16TM08201</b>



TM

**Cast Iron (01 Roller Bearing)**


3 1/4	1 1/2	400	4 1/4	1 3/4	4 1/2	<b>16CA03101</b>
3 1/4	2	700	4 1/4	1 3/4	6 3/4	<b>16CA03201</b>
4	1 1/2	600	5 5/8	1 11/16	6	<b>16CA04101</b>
4	2	1000	5 5/8	1 11/16	7	<b>16CA04201</b>
5	1 1/2	600	6 1/2	1 5/8	6 3/4	<b>16CA05101</b>
5	2	1250	6 1/2	1 5/8	8	<b>16CA05201</b>
6	1 1/2	800	7 1/4	1 3/4	7 3/4	<b>16CA06101</b>
6	2	1250	7 1/4	1 3/4	9 3/4	<b>16CA06201</b>
8	2	1250	9 1/2	1 3/4	12 1/2	<b>16CA08201</b>



CA

**Straight Sided Phenolic (01 Roller Bearing)**


4	2	800	5 5/8	1 11/16	5	<b>16TH04201</b>
5	2	1000	6 1/2	1 5/8	5 1/2	<b>16TH05201</b>
6	2	1250	7 1/4	1 3/4	6 1/4	<b>16TH06201</b>



TH

**Heavy Duty Cast Iron (01 Roller Bearing)**


5	2	1250	6 1/2	1 5/8	9	<b>16CH05201</b>
6	2	1250	7 1/4	1 3/4	11	<b>16CH06201</b>
8	2	1250	9 1/2	1 3/4	14	<b>16CH08201</b>



CH

**Maxim® (01 Roller Bearing)\*** **POPULAR MODEL!**

3 1/4	2	800	4 1/4	1 11/16	5	<b>16NG03201</b>
4	2	800	5 5/8	1 11/16	5	<b>16NG04201</b>
5	2	1000	6 1/2	1 5/8	5 1/2	<b>16NG05201</b>
6	2	1200	7 1/4	1 3/4	6 1/4	<b>16NG06201</b>
8	2	1250	9 1/2	1 3/4	8	<b>16NG08201</b>




NG

Prevenz™ antimicrobial models available. Add PREV to end of caster number.

\*Drawn Cup Roller (02), Bronze (22), Pedestal Precision (29), Annular Ball (31) and Delrin (51) bearings available. Change "01" to other bearing code. Pedestal Precision example: 16NG04229.

**Dropped Forged Steel (01 Roller Bearing)\***

4	1 1/2	1250	5 5/8	1 11/16	7	<b>16FS04101</b>
5	1 3/4	1250	6 1/2	1 5/8	8 3/4	<b>16FS05201</b>
6	2	1250	7 1/4	1 3/4	9 3/4	<b>16FS06201</b>




FS

\*Tapered Roller bearings (09) available. Change "01" to other bearing code. (Example: 16FS04109).

**Maxim® NR Noise Reduction (01 Roller Bearing)\***

4	2	800	5 5/8	1 11/16	5	<b>16NR04201</b>
5	2	1000	6 1/2	1 5/8	5 1/2	<b>16NR05201</b>
6	2	1200	7 1/4	1 3/4	6 1/4	<b>16NR06201</b>
8	2	1250	9 1/2	1 3/4	8	<b>16NR08201</b>




NR

\*Drawn Cup Roller (02), Bronze (22), Pedestal Precision (29), Annular Ball (31) and Delrin (51) bearings available. Change "01" to other bearing code. Pedestal Precision example: 16NR04229.

**V-Grooved Cast Iron (01 Roller Bearing)\***

4	2	800	5 5/8	1 11/16	7	<b>16VG04201</b>
5	2	800	6 1/2	1 5/8	8 3/4	<b>16VG05201</b>
6	2	1000	7 1/4	1 3/4	9 3/4	<b>16VG06201</b>




VG

\*Tapered Roller bearings (09) available. Change "01" to other bearing code. (Example: 16VG04109).

**Hi-Temp Nylon (01 Roller Bearing)**


4	2	800	5 5/8	1 11/16	5 1/4	<b>16HE04201</b>
5	2	1000	6 1/2	1 5/8	6	<b>16HE05201</b>
6	2	1200	7 1/4	1 3/4	6 1/2	<b>16HE06201</b>
8	2	1250	9 1/2	1 3/4	7	<b>16HE08201</b>



HE

**Ductile Iron Crowned Tread (01 Roller Bearing)** **NEW MODEL!**

5	2	1250	6 1/2	1 5/8	9	<b>16FR05201</b>
6	2	1250	7 1/4	1 3/4	11	<b>16FR06201</b>
8	2	1250	9 1/2	1 3/4	14	<b>16FR08201</b>




FR, FM

\*Tapered Roller bearings (09) and Precision Ball (28) available. (Tapered Roller example: 16FR05209).

Note: Ductile Iron Flat Tread (FM) models available. Change FR wheel code to FM. Example: 12FM05201.

**Trionix™ High Impact Polymer (28 Precision Ball Bearing)**


8	2	1250	9 1/2	1 3/4	8	<b>16NY08228</b>
---	---	------	-------	-------	---	------------------



NY

**Prevenz™ Antimicrobial Wheels**


The EPA registered and FDA compliant antimicrobial additive used in Prevenz™ wheels is designed to suppress the growth of a variety of destructive and odor causing microbes including bacteria, molds, mildew and fungi. To order add "PREV" to end of caster number.



XS Prevenz™ XR Prevenz™ PY Prevenz™ XA Prevenz™ NG Prevenz™ XP Prevenz™

**Trionix™ NX High Impact Polymer (28 Precision Ball Bearing)**


4	2	1250	5 5/8	1 11/16	7	<b>16NX04228</b>
5	2	1250	6 1/2	1 5/8	8	<b>16NX05228</b>
6	2	1250	7 1/4	1 3/4	9 3/4	<b>16NX06228</b>
8	2	1250	9 1/2	1 3/4	10	<b>16NX08228</b>



NX

**White Nylon (01 Roller Bearing)\*** **NEW MODEL!**

5	2	600	6 1/2	1 5/8	6	<b>16NW05201</b>
6	2	900	7 1/4	1 3/4	7	<b>16NW06201</b>
8	2	1100	9 1/2	1 3/4	8 1/2	<b>16NW08201</b>



NW

**Optional Overall Heights all 16 Series Models:**

Wheel Diameter	Overall Height	Swivel Lead	Swivel Specify	Rigid Specify
3-1/4"	5-1/4"	1-11/16"	HS42	HR42
4"	5-1/4"	1-11/16"	HS86	HR86
5"	6-1/8"	1-11/16"	HS50	HR50
5"	6-3/4"	1-3/4"	HS54	HR54
6"	6-7/8"	2-1/2"	HS56	HR56
6"	7-3/8"	1-3/4"	HS59	HR59
6"	7-1/2"	1-7/8"	HS60	HR60
8"	10"	1-3/4"	HS81	HR81

# 18

## Ergonomic Precision Casters

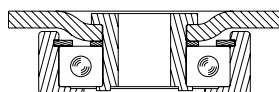


Ergonomic caster is designed for ease of movement. Sealed precision swivel is maintenance free and very easy to swivel. Notched yoke base is standard on all models for easy installation of swivel lock.

### TYPICAL APPLICATIONS

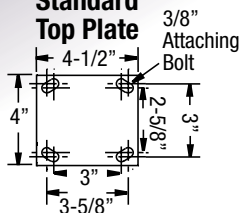
- Dollies
- Waste Disposal Trucks
- Warehouse Trucks
- Floor Trucks
- Shop Carts

### Swivel Cross Section

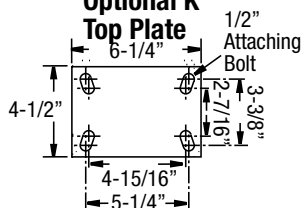


### MOUNTING AND SWIVEL CROSS SECTION

#### Standard Top Plate




#### Optional K Top Plate



### FEATURES

- **Top Plate & Yoke Base:** Cold formed from 1/4" steel plate. Yoke base is notched for factory or field-installable 4-position swivel lock
- **Swivel Section:** Precision sealed ball bearing eliminates need for routine maintenance
- **Legs:** 1/4" steel, formed to increase strength and welded on inside and outside of yoke base
- **Axle:** 1/2" diameter hollow axle complete with lock nut with straight roller and ball bearings
- **Finish:** All parts, except wheel, are zinc plated.

### BEARING OPTIONS



Note: Wheel capacities can change with each bearing type. Consult factory.

### BRAKE OPTIONS

Cam specify **CB1**



**NEW!**  
Face Brake  
specify **FBC**.

**NEW!**  
Face Brake  
specify **FBB**.



Hand operated field installable swivel lock specify **SL160000**

Foot operated field installable swivel lock specify **SL160002**



- Sealed Precision Swivel
- Maintenance Free Operation
- Smooth, Quiet Ride

Wheel Diameter (Inches)	Tread Width (Inches)	Capacity (Lbs) <small>(Rating for manual operation)</small>	Overall Height (Inches)	Swivel Lead (Inches)	Approx. Wt. (Lbs)	Caster Number
5	2	300	6 1/2	1 5/8	5 1/2	<b>18RM05228</b>
6	2	350	7 1/2	1 3/4	6 1/2	<b>18RM06228</b>
8	2	450	9 1/2	1 3/4	8 1/2	<b>18RM08228</b>

### High Modulus Rubber on Aluminum (28 Precision Ball Bearing)

Wheel Diameter (Inches)	Tread Width (Inches)	Capacity (Lbs) <small>(Rating for manual operation)</small>	Overall Height (Inches)	Swivel Lead (Inches)	Approx. Wt. (Lbs)	Caster Number
5	2	300	6 1/2	1 5/8	5 1/2	<b>18RM05228</b>
6	2	350	7 1/2	1 3/4	6 1/2	<b>18RM06228</b>
8	2	450	9 1/2	1 3/4	8 1/2	<b>18RM08228</b>

NEW MODEL! For black tread specify "RL" wheel code (example 18RL05228).

### X-tra Soft (Flat Tread) (29 Pedestal Precision)\*

Wheel Diameter (Inches)	Tread Width (Inches)	Capacity (Lbs) <small>(Rating for manual operation)</small>	Overall Height (Inches)	Swivel Lead (Inches)	Approx. Wt. (Lbs)	Caster Number
4	2	350	5 5/8	1 11/16	6 1/4	<b>18XS04229</b>
5	2	375	6 1/2	1 5/8	7	<b>18XS05229</b>
6	2	600	7 1/2	1 3/4	6 1/2	<b>18XS06229</b>
8	2	675	9 1/2	1 3/4	7 1/2	<b>18XS08229</b>

Prevenz™ antimicrobial models available. Add PREV to end of caster number.  
\*Precision Ball (28) and Annular Ball (31) Bearings available. Change "29" to other bearing code. Precision Ball example: 18XS04228

### X-tra Soft (Round Tread) (29 Pedestal Precision)\*

Wheel Diameter (Inches)	Tread Width (Inches)	Capacity (Lbs) <small>(Rating for manual operation)</small>	Overall Height (Inches)	Swivel Lead (Inches)	Approx. Wt. (Lbs)	Caster Number
6	2	600	7 1/2	1 3/4	6 1/2	<b>18XR06229</b>
8	2	675	9 1/2	1 3/4	7 1/2	<b>18XR08229</b>

Prevenz™ antimicrobial models available. Add PREV to end of caster number.  
\*Precision Ball (28) and Annular Ball (31) Bearings available. Change "29" to other bearing code. Precision Ball example: 18XR04228

### Pneumatic (27 Radial Ball Bearing)

Wheel Diameter (Inches)	Tread Width (Inches)	Capacity (Lbs) <small>(Rating for manual operation)</small>	Overall Height (Inches)	Swivel Lead (Inches)	Approx. Wt. (Lbs)	Caster Number
6	2	200	7 1/2	1 3/4	6 1/2	<b>18SF06227</b>
8	2	210	9 1/2	1 3/4	7 1/2	<b>18SF08227</b>

### Polyurethane on Aluminum Flat Tread (29 Pedestal Precision)\*

Wheel Diameter (Inches)	Tread Width (Inches)	Capacity (Lbs) <small>(Rating for manual operation)</small>	Overall Height (Inches)	Swivel Lead (Inches)	Approx. Wt. (Lbs)	Caster Number
4	1 1/2	600	5 5/8	1 11/16	5 1/2	<b>18PD04129</b>
4	2	700	5 5/8	1 11/16	6	<b>18PD04229</b>
5	1 1/2	720	6 1/2	1 5/8	6	<b>18PD05129</b>
5	2	1050	6 1/2	1 5/8	6 1/4	<b>18PD05229</b>
6	2	1230	7 1/2	1 3/4	6 3/4	<b>18PD06229</b>
8	2	1250	9 1/2	1 3/4	8	<b>18PD08229</b>

\*Precision Ball (28) and Annular Ball (31) Bearings available. Change "29" to other bearing code. Precision Ball example: 18PD04228

Continued on next page

18 SERIES • CAPACITY TO 1250

For swivel models add "S" to end of caster number.  
For rigid models add "R" to end of caster number.

**Wheel Diameter** (Inches)

**Tread Width** (Inches)

**Capacity** (Lbs)  
(Based on normal operation)

**Overall Height** (Inches)

**Swivel Lead** (Inches)

**Approx. Wt.** (Lbs)

**Caster Number**

For swivel models add "S" to end of caster number.  
For rigid models add "R" to end of caster number.

**Wheel Diameter** (Inches)

**Tread Width** (Inches)

**Capacity** (Lbs)  
(Based on normal operation)

**Overall Height** (Inches)


**Swivel Lead** (Inches)

**Approx. Wt.** (Lbs)

**Caster Number**

**Fiberglass Filled Polypropylene (29 Pedestal Precision)\*** **NEW MODEL!**


4	2	800	5 <sup>5</sup> / <sub>8</sub>	1 <sup>11</sup> / <sub>16</sub>	8	<b>18GP04229</b>
5	2	1000	6 <sup>1</sup> / <sub>2</sub>	1 <sup>5</sup> / <sub>8</sub>	9	<b>18GP05229</b>
6	2	1200	7 <sup>1</sup> / <sub>2</sub>	1 <sup>3</sup> / <sub>4</sub>	10 <sup>3</sup> / <sub>4</sub>	<b>18GP06229</b>
8	2	1250	9 <sup>1</sup> / <sub>2</sub>	1 <sup>3</sup> / <sub>4</sub>	11	<b>18GP08229</b>



**GP**

**White Nylon (29 Pedestal Precision)\*** **NEW MODEL!**


5	2	600	6 <sup>1</sup> / <sub>2</sub>	1 <sup>5</sup> / <sub>8</sub>	6 <sup>1</sup> / <sub>2</sub>	<b>18NW05229</b>
6	2	900	7 <sup>1</sup> / <sub>2</sub>	1 <sup>3</sup> / <sub>4</sub>	7 <sup>1</sup> / <sub>4</sub>	<b>18NW06229</b>
8	2	1100	9 <sup>1</sup> / <sub>2</sub>	1 <sup>3</sup> / <sub>4</sub>	9	<b>18NW08229</b>



**NW**

**Polyurethane on Aluminum Round Tread (28 Precision Ball Bearing)**


5	2	1000	6 <sup>1</sup> / <sub>2</sub>	1 <sup>5</sup> / <sub>8</sub>	6	<b>18PM05228</b>
6	2	1250	7 <sup>1</sup> / <sub>2</sub>	1 <sup>3</sup> / <sub>4</sub>	7	<b>18PM06228</b>
8	2	1250	9 <sup>1</sup> / <sub>2</sub>	1 <sup>3</sup> / <sub>4</sub>	9	<b>18PM08228</b>



**PM**

**Maxim® NR Noise Reduction (29 Pedestal Precision)\*** **NEW MODEL!**

4	2	800	5 <sup>5</sup> / <sub>8</sub>	1 <sup>11</sup> / <sub>16</sub>	6	<b>18NR04201</b>
5	2	1000	6 <sup>1</sup> / <sub>2</sub>	1 <sup>5</sup> / <sub>8</sub>	6 <sup>1</sup> / <sub>2</sub>	<b>18NR05201</b>
6	2	1200	7 <sup>1</sup> / <sub>2</sub>	1 <sup>3</sup> / <sub>4</sub>	7 <sup>1</sup> / <sub>4</sub>	<b>18NR06201</b>
8	2	1250	9 <sup>1</sup> / <sub>2</sub>	1 <sup>3</sup> / <sub>4</sub>	9	<b>18NR08201</b>




**NR**

\*Precision Ball (28) and Annular Ball (31) Bearings available.  
Change "29" to other bearing code.  
Precision Ball example: 18NR04228

**Polyurethane on Polypropylene (29 Pedestal Precision)\*** **POPULAR MODEL!**

4	2	700	5 <sup>5</sup> / <sub>8</sub>	1 <sup>11</sup> / <sub>16</sub>	5 <sup>1</sup> / <sub>4</sub>	<b>18XA04229</b>
5	2	750	6 <sup>1</sup> / <sub>2</sub>	1 <sup>5</sup> / <sub>8</sub>	5 <sup>3</sup> / <sub>4</sub>	<b>18XA05229</b>
6	2	900	7 <sup>1</sup> / <sub>2</sub>	1 <sup>3</sup> / <sub>4</sub>	6 <sup>1</sup> / <sub>2</sub>	<b>18XA06229</b>
8	2	1000	9 <sup>1</sup> / <sub>2</sub>	1 <sup>3</sup> / <sub>4</sub>	8 <sup>1</sup> / <sub>2</sub>	<b>18XA08229</b>




**XA**

Prevenz™ antimicrobial models available.  
Add PREV to end of caster number.  
\*Precision Ball (28) and Annular Ball (31) Bearings available.  
Change "29" to other bearing code.  
Precision Ball example: 18XA04228

**Trionix™ High Impact Polymer (28 Precision Ball Bearing)**


8	2	1250	9 <sup>1</sup> / <sub>2</sub>	1 <sup>3</sup> / <sub>4</sub>	8	<b>18NY08228</b>
---	---	------	-------------------------------	-------------------------------	---	------------------



**NY**

**X-Treme™ Solid Polyurethane (29 Pedestal Precision)\***

4	2	1000	5 <sup>5</sup> / <sub>8</sub>	1 <sup>11</sup> / <sub>16</sub>	6	<b>18XI04229</b>
5	2	1000	6 <sup>1</sup> / <sub>2</sub>	1 <sup>5</sup> / <sub>8</sub>	6 <sup>1</sup> / <sub>2</sub>	<b>18XI05229</b>
6	2	1000	7 <sup>1</sup> / <sub>2</sub>	1 <sup>3</sup> / <sub>4</sub>	7 <sup>1</sup> / <sub>4</sub>	<b>18XI06229</b>
8	2	1000	9 <sup>1</sup> / <sub>2</sub>	1 <sup>3</sup> / <sub>4</sub>	9	<b>18XI08229</b>




**XI**

\*Precision Ball (28) and Annular Ball (31) Bearings available.  
Change "29" to other bearing code.  
Precision Ball example: 18XI04228

**Trionix™ NX High Impact Polymer (28 Precision Ball Bearing)** **NEW MODEL!**


4	2	1250	5 <sup>5</sup> / <sub>8</sub>	1 <sup>11</sup> / <sub>16</sub>	8	<b>18NX04228</b>
5	2	1250	6 <sup>1</sup> / <sub>2</sub>	1 <sup>5</sup> / <sub>8</sub>	9	<b>18NX05228</b>
6	2	1250	7 <sup>1</sup> / <sub>2</sub>	1 <sup>3</sup> / <sub>4</sub>	10 <sup>3</sup> / <sub>4</sub>	<b>18NX06228</b>
8	2	1250	9 <sup>1</sup> / <sub>2</sub>	1 <sup>3</sup> / <sub>4</sub>	11	<b>18NX08228</b>



**NX**

**X-Treme™ Plus Solid Polyurethane (29 Pedestal Precision)\*** **POPULAR MODEL!**

4	2	1250	5 <sup>5</sup> / <sub>8</sub>	1 <sup>11</sup> / <sub>16</sub>	6	<b>18XP04229</b>
5	2	1200	6 <sup>1</sup> / <sub>2</sub>	1 <sup>5</sup> / <sub>8</sub>	6 <sup>1</sup> / <sub>2</sub>	<b>18XP05229</b>
6	2	1250	7 <sup>1</sup> / <sub>2</sub>	1 <sup>3</sup> / <sub>4</sub>	7 <sup>1</sup> / <sub>4</sub>	<b>18XP06229</b>
8	2	1200	9 <sup>1</sup> / <sub>2</sub>	1 <sup>3</sup> / <sub>4</sub>	9	<b>18XP08229</b>




**XP**

Prevenz™ antimicrobial models available.  
Add PREV to end of caster number.  
\*Precision Ball (28) and Annular Ball (31) Bearings available.  
Change "29" to other bearing code.  
Precision Ball example: 18XP04228

**Ductile Iron Crowned Tread (28 Precision Ball Bearing)** **NEW MODEL!**

5	2	1250	6 <sup>1</sup> / <sub>2</sub>	1 <sup>5</sup> / <sub>8</sub>	13 <sup>3</sup> / <sub>4</sub>	<b>18FR05228</b>
6	2	1250	7 <sup>1</sup> / <sub>2</sub>	1 <sup>3</sup> / <sub>4</sub>	14	<b>18FR06228</b>
8	2	1250	9 <sup>1</sup> / <sub>2</sub>	1 <sup>3</sup> / <sub>4</sub>	15 <sup>1</sup> / <sub>4</sub>	<b>18FR08228</b>




**FR, FM**

\*Straight Roller (01) and Tapered Roller bearings (09) available.  
(Tapered Roller example: 16FR05209).  
Note: Ductile Iron Flat Tread (FM) models available.  
Change FR wheel code to FM. Example: 12FM05201.

**Maxim® (29 Pedestal Precision)\***

3 <sup>1</sup> / <sub>4</sub>	2	800	5 <sup>5</sup> / <sub>8</sub>	1 <sup>11</sup> / <sub>16</sub>	6	<b>18NG03229</b>
4	2	800	5 <sup>5</sup> / <sub>8</sub>	1 <sup>11</sup> / <sub>16</sub>	6	<b>18NG04229</b>
5	2	1000	6 <sup>1</sup> / <sub>2</sub>	1 <sup>5</sup> / <sub>8</sub>	6 <sup>1</sup> / <sub>2</sub>	<b>18NG05229</b>
6	2	1200	7 <sup>1</sup> / <sub>2</sub>	1 <sup>3</sup> / <sub>4</sub>	7 <sup>1</sup> / <sub>4</sub>	<b>18NG06229</b>
8	2	1250	9 <sup>1</sup> / <sub>2</sub>	1 <sup>3</sup> / <sub>4</sub>	9	<b>18NG08229</b>




**NG**

Prevenz™ antimicrobial models available.  
Add PREV to end of caster number.  
\*Precision Ball (28) and Annular Ball (31) Bearings available.  
Change "29" to other bearing code.  
Precision Ball example: 18NG04228

**Prevenz™ Antimicrobial Wheels**

The EPA registered and FDA compliant antimicrobial additive used in Prevenz™ wheels is designed to suppress the growth of a variety of destructive and odor causing microbes including bacteria, molds, mildew and fungi. To order add "PREV" to end of caster number.



XS Prevenz™ XR Prevenz™ XA Prevenz™ NG Prevenz™ XP Prevenz™

# 20/21

## Business Machine Low Profile Casters

20/21 SERIES • CAPACITY TO 1200



### FEATURES

- **Construction:** 20 Series: Heat treated stamped steel. 21 Series: welded steel.
- **Finish:** Black finish for corrosion prevention and sleek appearance

### RIG OPTIONS

- Zinc finish option specify **ZN**
- 4.03" overall height option, consult factory
- Optional mounting hole diameters available, consult factory



### BEARING OPTIONS



### BRAKE OPTIONS

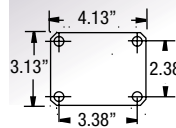
**Thumbscrew** specify **B**



- High Capacity
- Low Height
- Stamped or Welded Construction

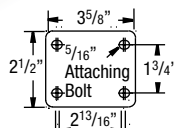
### MOUNTING OPTIONS

#### Standard Model Plate



Attaching Bolt  
20 Series: .35"  
21 Series: .41"

#### O2 Series Model Plate



Specify O2 at end of caster part no.

### TYPICAL APPLICATIONS

- Dollies
- Server shelves
- Soda machines
- Business machine equipment

## 20 Series

For swivel models add "S" to end of caster number.  
For rigid models add "R" to end of caster number.

Wheel Diameter (Inches)	Tread Width (Inches)	Capacity (Lbs) (Rated for manual operation)	Overall Height (Inches)	Swivel Lead (Inches)	Approx. Wt. (LBS)	Caster Number
-------------------------	----------------------	---	-------------------------	----------------------	-------------------	---------------

## 21 Series

For swivel models add "S" to end of caster number.  
For rigid models add "R" to end of caster number.

Wheel Diameter (Inches)	Tread Width (Inches)	Capacity (Lbs) (Rated for manual operation)	Overall Height (Inches)	Swivel Lead (Inches)	Approx. Wt. (LBS)	Caster Number
-------------------------	----------------------	---	-------------------------	----------------------	-------------------	---------------

	<b>Polypropylene (Roller Bearing)</b>	3	1.81	500	3.97	1.08	3	20PB03201
	<b>Nylon Glass Filled (Roller Bearing)</b>	3	1.81	700	3.97	1.08	3	20NG03201
	<b>Phenolic (Roller Bearing)</b>	3	1.81	700	3.97	1.08	3	20TM03201
	<b>Solid Polyurethane (Precision Bearing)</b>	3	1.81	700	3.97	1.08	3	20XP03228

	<b>Nylon Glass Filled (Roller Bearing)</b>	3	1.81	1200	4.16	.81	3	21NG03201
	<b>Phenolic (Roller Bearing)</b>	3	1.81	1000	4.16	.81	3	21TM03201
	<b>Solid Polyurethane (Sealed Precision Bearing)</b>	3	1.81	1200	4.16	.81	3	21XP03228

Axle hole is 1/2"

Note: Lead times may vary on certain items, consult factory.

Axle hole is 7/16"

# 40

## Medium Duty Spring-Loaded Casters

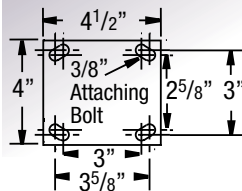


Designed with the load in mind, the 40 series protects from damaging shocks or unwanted vibration and movement. Noise levels are reduced through the dampening effect of these casters.

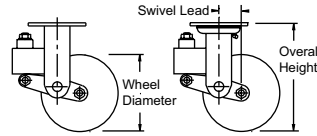
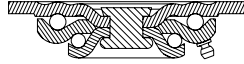
### TYPICAL APPLICATIONS

- Aircraft tripod jacks
- Portable medical equipment
- Computer equipment
- Shock sensitive loads

### MOUNTING



### Swivel Cross Section



### FEATURES

- **Load Springs:** Maximum rated capacity loads will deflect wheel approximately 3/8" (50%). Different load springs for each series permits wide variation in ride "softness." They can be preloaded to obtain various degrees of deflection
- **Top Plate & Yoke Base:** Made from 1/4" steel plate and unnotched
- **Swivel Section:** Cold formed, hardened double ball bearing raceways minimize ball indentation and wear
- **Legs:** 1/4" steel cold formed to increase strength and welded to the yoke base
- **King Bolt:** 5/8" diameter orbitally spun steel rivet
- **Axle:** 1/2" diameter hollow axle complete with lock nut. Axle is solid for 28 & 29 ball bearings
- **Wheel Seals:** Nylon seal retaining/thrust washers
- Alternate or custom caster configurations available

### RIG OPTIONS

- Neoprene sealed swivel section specify **SS02**
- Hollow axle specify **ZF07**

### BRAKE OPTIONS

**Single Side** and **Double Sided** Brakes available. Consult Factory.

**Swivel Lock** available (welded). Consult Factory.

### BEARING OPTIONS



Note: Wheel capacities can change with each bearing type. Consult factory.

Wheel Diameter (Inches)	Tread Width (Inches)	Capacity (Lbs) (Based on manual operation)	Overall Height (Inches)	Swivel Lead (Inches)	Approx. Wt. (Lbs)	Caster Number
5	2	450	8	13/4	10 1/2	40MR05201
6	2	500	8 1/2	13/4	11	40MR06201
8	2	500	10 1/2	13/4	13 1/4	40MR08201

For swivel models add "S" to end of caster number.  
For rigid models add "R" to end of caster number.

Mold-on Rubber on Cast Iron (01 Roller Bearing)*						
5	2	450	8	13/4	10 1/2	40MR05201
6	2	500	8 1/2	13/4	11	40MR06201
8	2	500	10 1/2	13/4	13 1/4	40MR08201

\*Industrial Ball (27), Annular Ball (31) available. Change "01" bearing code. Industrial Ball example: 40MR05227

Heavy Duty Mold-on Rubber on Cast Iron (01 Roller Bearing)*						
5	2	500	8	13/4	10 1/2	40MH05201
6	2	500	8 1/2	13/4	11	40MH06201
8	2	500	10 1/2	13/4	13 1/4	40MH08201

\*Industrial Ball (27), Annular Ball (31) available. Change "01" bearing code. Industrial Ball example: 40MH05227

Mold-on Rubber on Aluminum (01 Roller Bearing)*						
5	2	500	8	13/4	8	40MD05201
6	2	500	8 1/2	13/4	9	40MD06201
8	2	500	10 1/2	13/4	10 1/2	40MD08201

\*Industrial Ball (27), Annular Ball (31) available. Change "01" bearing code. Industrial Ball example: 40MD05227

Wheel Diameter (Inches)	Tread Width (Inches)	Capacity (Lbs) (Based on manual operation)	Overall Height (Inches)	Swivel Lead (Inches)	Approx. Wt. (Lbs)	Caster Number
5	2	375	8	13/4	8	40XS05201
6	2	500	8 1/2	13/4	8 1/2	40XS06201
8	2	500	10 1/2	13/4	9 1/2	40XS08201

For swivel models add "S" to end of caster number.  
For rigid models add "R" to end of caster number.

X-tra Soft Flat Tread (01 Roller Bearing)*						
5	2	375	8	13/4	8	40XS05201
6	2	500	8 1/2	13/4	8 1/2	40XS06201
8	2	500	10 1/2	13/4	9 1/2	40XS08201

Prevenz™ antimicrobial models available. Add PREV to end of caster number.  
\*Industrial Ball (27), Annular Ball (31) available. Change "01" bearing code. Industrial Ball example: 40XS05227

X-tra Soft Round Tread (01 Roller Bearing)*						
6	2	450	13/4	8 1/2	8	40XR06201
8	2	500	10 1/2	13/4	9 1/2	40XR08201

Prevenz™ antimicrobial models available. Add PREV to end of caster number.  
\*Industrial Ball (27), Annular Ball (31) available. Change "01" bearing code. Industrial Ball example: 40XR05227

Pneumatic (27 Industrial Ball Bearing)						
6	2	200	8 1/2	13/4	8 1/2	40SF06227
8	2	210	10 1/2	13/4	9 1/2	40SF08227

For swivel models add "S" to end of caster number.  
For rigid models add "R" to end of caster number.

**Wheel Diameter** (Inches)

**Tread Width** (Inches)

**Capacity** (Lbs)  
(Based on normal operation)

**Overall Height** (Inches)

**Swivel Lead** (Inches)

**Approx. Wt.** (Lbs)

**Caster Number**

For swivel models add "S" to end of caster number.  
For rigid models add "R" to end of caster number.

**Wheel Diameter** (Inches)

**Tread Width** (Inches)

**Capacity** (Lbs)  
(Based on normal operation)

**Overall Height** (Inches)


**Swivel Lead** (Inches)

**Approx. Wt.** (Lbs)

**Caster Number**

**Fiberglass Filled Polypropylene (01 Roller Bearing)\*** **NEW MODEL!**


5	2	500	8	13/4		<b>40GP05201</b>
6	2	500	8 1/2	13/4		<b>40GP06201</b>
8	2	500	10 1/2	13/4		<b>40GP08201</b>



**GP**

**Maxim® (01 Roller Bearing)\***

5	2	500	8	13/4	9	<b>40NG05201</b>
6	2	500	8 1/2	13/4	9 1/2	<b>40NG06201</b>
8	2	500	10 1/2	13/4	11 1/4	<b>40NG08201</b>




**NG**

Prevenz™ antimicrobial models available.  
Add PREV to end of caster number.  
\*Industrial Ball (27), Annular Ball (31) available. Change "01" bearing code. Industrial Ball example: 40NG05227

**Polyurethane on Aluminum Flat Tread (01 Roller Bearing)\*** **POPULAR MODEL!**

5	2	500	8	13/4	9	<b>40PD05201</b>
6	2	500	8 1/2	13/4	8 3/4	<b>40PD06201</b>
8	2	500	10 1/2	13/4	10	<b>40PD08201</b>




**PD**

\*Industrial Ball (27), Annular Ball (31) available. Change "01" bearing code. Industrial Ball example: 40PD05227

**Maxim® NR Noise Reduction (01 Roller Bearing)\***

5	2	500	8	13/4	9	<b>40NR05201</b>
6	2	500	8 1/2	13/4	9 1/2	<b>40NR06201</b>
8	2	500	10 1/2	13/4	11 1/4	<b>40NR08201</b>




**NR**

\*Industrial Ball (27), Annular Ball (31) available. Change "01" bearing code. Industrial Ball example: 40NR05227

**Polyurethane on Cast Iron (01 Roller Bearing)\***

5	2	500	8	13/4	12 1/4	<b>40PI05201</b>
6	2	500	8 1/2	13/4	12 3/4	<b>40PI06201</b>
8	2	500	10 1/2	13/4	15 1/4	<b>40PI08201</b>




**PI**

\*Industrial Ball (27), Annular Ball (31) available. Change "01" bearing code. Industrial Ball example: 40PI05227

**Trionix™ High Impact Polymer (28 Precision Ball Bearing)**


8	2	500	10 1/2	13/4	9 1/4	<b>40NY08228</b>
---	---	-----	--------	------	-------	------------------



**NY**

**Polyurethane on Aluminum Round Tread (28 Precision Ball Bearing)**


5	2	500	8	13/4	11	<b>40PM05228</b>
6	2	500	8 1/2	13/4	12 1/2	<b>40PM06228</b>
8	2	500	10 1/2	13/4	13	<b>40PM08228</b>



**PM**

**Trionix™ NX High Impact Polymer (28 Precision Ball Bearing)**


5	2	500	8	13/4	12 1/4	<b>40NX05228</b>
6	2	500	8 1/2	13/4	12 3/4	<b>40NX06228</b>
8	2	500	10 1/2	13/4	15 1/4	<b>40NX08228</b>



**NX**

**Polyurethane on Polypropylene (01 Roller Bearing)\*** **POPULAR MODEL!**

5	2	500	8	13/4	8	<b>40XA05201</b>
6	2	500	8 1/2	13/4	8 3/4	<b>40XA06201</b>
8	2	500	10 1/2	13/4	9 1/2	<b>40XA08201</b>




**XA**

Prevenz™ antimicrobial models available.  
Add PREV to end of model.  
\*Industrial Ball (27), Annular Ball (31) available. Change "01" bearing code. Industrial Ball example: 40XA05227

**White Nylon (01 Roller Bearing)\*** **NEW MODEL!**


5	2	500	8	13/4		<b>40NW05201</b>
6	2	500	8 1/2	13/4		<b>40NW06201</b>
8	2	500	10 1/2	13/4		<b>40NW08201</b>



**NW**

**X-Treme™ Solid Polyurethane (01 Roller Bearing)\***

5	2	500	8	13/4	7 1/4	<b>40XI05201</b>
6	2	500	8 1/2	13/4	7 3/4	<b>40XI06201</b>
8	2	500	10 1/2	13/4	9 1/4	<b>40XI08201</b>




**XI**

\*Industrial Ball (27), Precision Ball (28), Annular Ball (31) available.  
Change "01" bearing code. Industrial Ball example: 40XI05227

**Prevenz™ Antimicrobial Wheels**


The EPA registered and FDA compliant antimicrobial additive used in Prevenz™ wheels is designed to suppress the growth of a variety of destructive and odor causing microbes including bacteria, molds, mildew and fungi. To order add "PREV" to end of caster number.



XS Prevenz™ XR Prevenz™ PY Prevenz™ XA Prevenz™ NG Prevenz™ XP Prevenz™

**X-Treme™ Plus Solid Polyurethane (01 Roller Bearing)\***

5	2	500	8	13/4	7 1/4	<b>40XP05201</b>
6	2	500	8 1/2	13/4	7 3/4	<b>40XP06201</b>
8	2	500	10 1/2	13/4	9 1/4	<b>40XP08201</b>



**XP**

Prevenz™ antimicrobial models available.  
Add PREV to end of caster number.  
\*Industrial Ball (27), Precision Ball (28), Annular Ball (31) available.  
Change "01" bearing code. Industrial Ball example: 40XP05227

# 41

NEW MODEL!

## SpringGuard™ Spring-Loaded Casters



### FEATURES

- Springs are encapsulated and protected by a urethane SpringGuard™ for added safety
- Fully heat treated double ball raceway construction, extends the life of the caster
- Top plate and legs are made from 1/4" thick cold formed steel
- Standard 4 1/2" x 6 1/4" top plate

### RIG OPTIONS

- Neoprene sealed swivel section specify **NS40**
- Hollow axle specify **ZF07**

### BRAKE OPTIONS

**Single Side** and **Double Sided** Brakes available. Consult Factory.

**Swivel Lock** available (welded). Consult Factory.

### BEARING OPTIONS



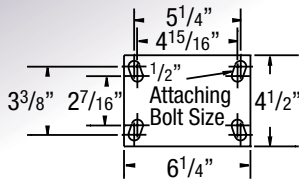
Precision Ball (28)

Spring into safety with this clever new spring loaded caster that features SpringGuard™. The spring is not exposed ... instead it is protected by a urethane guard for additional safety.

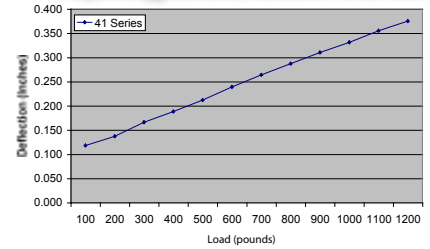
### TYPICAL APPLICATIONS

- Diagnostic and electrical
- Institutional and laboratory
- Medical equipment and carts
- Food processing
- Mobile workstations
- Mobile storage racks
- Ground support equipment
- Packaging equipment
- Specialty toolboxes

### MOUNTING



### Spring Deflection Curve



Linear deflection curve demonstrates consistent smooth spring action with loads from 100 lbs. to 1200 lbs.



### 41 Series Polyurethane on Aluminum 90A Durometer (Green Tread with Precision Bearing)

6	2	800	7 7/8	2	Swivel	41PM06228S
6	2	800	7 7/8	2	Rigid	41PM06228R

### 41 Series Polyurethane on Aluminum 80A Durometer (Butterscotch Tread with Precision Bearing)

6	2	800	7 7/8	2	Swivel	41PM06228S80A
6	2	800	7 7/8	2	Rigid	41PM06228R80A

### 41 Series X-tra Soft Rubber (Flat Tread with Precision Bearing)

6	2	500	7 7/8	2	Swivel	41XS06228S
6	2	500	7 7/8	2	Rigid	41XS06228R





# ALBION®

Item	Page	Item	Page
 42 Heavy Duty Spring-Loaded Casters, Capacity to 800 lbs.	67	 81 Heavy Duty Casters. Capacity to 2000 lbs	83-84
 44 Heavy Duty Spring-Loaded Casters, Capacity to 1500 lbs.	68	 84 Heavy Duty Casters. Capacity to 3500 lbs	85-86
 <b>EMPIRE™</b> 60 Heavy Duty Casters. Capacity to 1500 lbs.	69	 90 Heavy Duty Casters. Capacity to 3500 lbs	87-88
 61 Heavy Duty Casters. Capacity to 1500 lbs.	70-72	 92 Heavy Duty Casters. Capacity to 4800 lbs	89-90
 62 Heavy Duty Casters Capacity to 1500 lbs.	72-75	 93 Heavy Duty Casters. Capacity to 7500 lbs	91
 63 Heavy Duty Casters. Capacity to 2000 lbs	76	 94 BBL Super Duty Casters (Ball Load Swivel) Capacity to 5000 lbs	92-93
 71 Heavy Duty Casters. Capacity to 1500 lbs	77-78	 94 TRL Super Duty Casters (Thrust Swivel Section) Capacity to 10000 lbs	94-95
 72 Heavy Duty Casters. Capacity to 1600 lbs	79-80	 95 BBL Super Duty Casters (Ball Load Swivel) Capacity to 8000 lbs	96
 78 Heavy Duty Casters. Capacity to 2000 lbs	81-82	 95 TRL Super Duty Casters (Thrust Swivel Section) Capacity to 17000 lbs	97-98



# 42

## Heavy Duty Spring-Loaded Casters

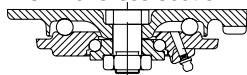


Designed with greater load capacity than our 40 series, this series protects from damaging shocks or unwanted vibration and movement. Noise levels are reduced through the dampening effect of these casters.

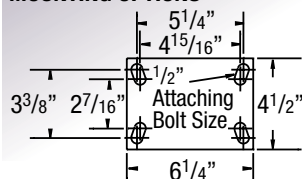
### TYPICAL APPLICATIONS

- Aircraft tripod jacks
- Portable medical equipment
- Computer equipment
- Shock sensitive loads

### Swivel Cross Section

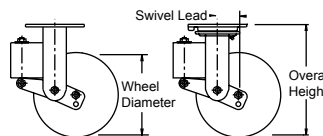


### MOUNTING OPTIONS



### FEATURES

- **Load Springs:** Maximum rated capacity loads will deflect wheel approximately 5/8" (50%). Different load springs for each series permits wide variation in ride "softness." They can be preloaded to obtain various degrees of deflection Top
- **Top Plate & Yoke Base:** AISI 1045 drop forged steel for extended service life
- **Swivel Section:** Double ball bearing with coined "deep-groove" load and machined thrust raceways provide optimal performance under extreme loads
- **Legs:** 1/4" steel, formed to increase strength
- **King Bolt:** 3/4" diameter heat treated bolt and nut for enhanced shock load capacity
- **Axle:** 1/2" diameter hollow axle with lock nut for easy lubrication of wheels with straight roller bearing. Solid axle for 28 ball bearing
- **Lubrication:** Zerk fitting in swivel section and in recessed head of hollow axle
- Alternate or custom caster configurations available



### RIG OPTIONS

- Neoprene sealed swivel section specify **SS05**

### BRAKE OPTIONS

**Single Side** and **Double Sided** Brakes available. Consult Factory.

**Swivel Lock** available (welded). Consult Factory.

### BEARING OPTIONS



### Moldon Rubber on Cast Iron (07 Roller Bearing)

MR	8	2 1/2	800	11 1/2	2 1/4	22 1/2	<b>42MR08407</b>
	10	2 1/2	800	13 1/2	2 1/4	26 1/2	<b>42MR10407</b>

### Pneumatic (27 Industrial Ball Bearing)

SF	8	2.80/4	295	11 1/2	2 1/4	19 3/4	<b>42SF08527</b>
	10	4.10/4	350	13 1/2	2 1/4	21	<b>42SF10627</b>

### Polyurethane on Cast Iron (07 Roller Bearing)\*

PY	8	2 1/2	800	11 1/2	2 1/4	23	<b>42PY08407</b>
	10	2 1/2	800	13 1/2	2 1/4	19 1/2	<b>42PY10407</b>

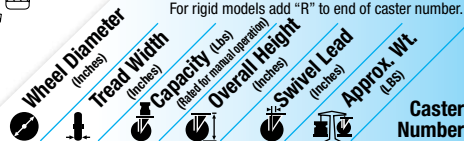
Prevenz™ antimicrobial models available. Add PREV to end of caster number.

### Vulkollan on Iron (07 Roller Bearing)

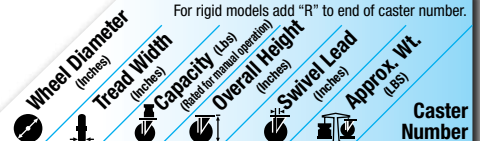
VY	8	2 1/2	800	11 1/2	2 1/4	23	<b>42VY08407</b>
	10	2 1/2	800	13 1/2	2 1/4	21 1/4	<b>42VY10407</b>

**NEW PRODUCT!**

For swivel models add "S" to end of caster number. For rigid models add "R" to end of caster number.



For swivel models add "S" to end of caster number. For rigid models add "R" to end of caster number.



### Phenolic (07 Roller Bearing)\*

TM	8	2 1/2	800	11 1/2	2 1/4	23	<b>42TM08407</b>
	10	2 1/2	800	13 1/2	2 1/4	21 1/4	<b>42TM10407</b>

\*Tapered Roller bearing (09) available. Change "07" to "09". Example: 42TM08409.

### Trionix™ NX (28 Precision Ball Bearing)

NX	8	2 1/2	800	11 1/2	2 1/4		<b>42NX08428</b>
	10	2 1/2	800	13 1/2	2 1/4		<b>42NX10428</b>

### Prevenz™ Antimicrobial Wheels

The EPA registered and FDA compliant antimicrobial additive used in Prevenz™ wheels is designed to suppress the growth of a variety of destructive and odor causing microbes including bacteria, molds, mildew and fungi. These wheels are suitable for a variety of applications including medical equipment, food equipment, pharmaceutical, chemical, meat & poultry, processing plants and more. To order add "PREV" to end of caster number.



# 44

## Xtra Heavy Duty Spring-Loaded Casters

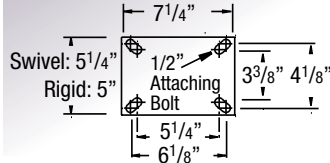


Designed with greater load capacity than our 40 and 42 series, this series protects from damaging shocks or unwanted vibration and movement. Noise levels are reduced through the dampening effect of these casters.

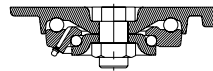
### TYPICAL APPLICATIONS

- Aircraft tripod jacks
- Portable medical equipment
- Computer equipment
- Shock sensitive loads

### MOUNTING



### Swivel Cross Section



### FEATURES

- **Load Springs:** Maximum rated capacity loads will deflect wheel approximately 3/4". Different load springs permit wide variation in ride "softness." They can be preloaded to obtain various degrees of deflection
- **Swivel Top Plate:** AISI 1045 drop forged steel for strength & reliability
- **Yoke Base:** AISI 1045 drop forged steel with machined raceway affords extreme wear and greater capacity
- **Swivel Section:** Swivel load bearing is 4" diameter deep grooved load raceway with 1/2" steel balls and the thrust race is 2-5/8" diameter using 3/8" diameter steel balls for maximum performance under extreme loads
- **Legs:** 3/8" steel plate, welded inside and out to the yoke base to handle side impacts
- **King Bolt:** 1" diameter bolt and nut heat-treated for maximum performance
- **Axle:** 3/4" diameter solid axle with lock nut

### RIG OPTIONS

- **Neoprene sealed** swivel section specify **SS07**
- **Lubrication:** Zerk fitting in swivel section and in wheel hub for extended bearing life
- Alternate or custom caster configurations available

### BRAKE OPTIONS

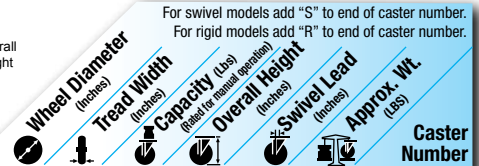
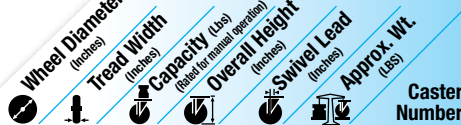
**Single Side** and **Double Sided** Brakes available. Consult Factory.

**Swivel Lock** available (welded). Consult Factory.

### BEARING OPTIONS



For swivel models add "S" to end of caster number. For rigid models add "R" to end of caster number.



### Moldon Rubber on Cast Iron (01 Roller Bearing)\*

10	3	1000	13 1/2	3	42 1/2	<b>44MR10501</b>
12	3	1200	15 1/2	3	47 1/2	<b>44MR12501</b>

\*Tapered Roller (09) available. Change "01" to other bearing code. Example: 44MR10509

### Pneumatic (01 Roller Bearing)\*

12	4.10/6	445	17 1/2	4 1/2	40	<b>44SF12701</b>
14	5.30/6	785	18 1/2	4 1/2	43	<b>44SF14801</b>
16	4.80/6	1000	19 1/2	4 1/2	45 3/4	<b>44SF16801</b>

\*Tapered Roller (09) available. Change "01" to other bearing code. Example: 44SF10509

### Polyurethane on Cast Iron (01 Roller Bearing)\*

10	3	1500	13 1/2	3	48 1/2	<b>44PY10501</b>
12	3	1500	15 1/2	3	56 1/4	<b>44PY12501</b>

Prevenz™ antimicrobial models available. Add PREV to end of caster number. \*Tapered Roller (09) available. Change "01" to other bearing code. Example: 44PY10509

### Vulkollan on Cast Iron (01 Roller Bearing)\*

10	3	1500	13 1/2	3	48 1/2	<b>44VY10501</b>
12	3	1500	15 1/2	3	56 1/4	<b>44VY12501</b>

\*Tapered Roller (09) available. Change "01" to other bearing code. Example: 44VY10509

### X-Treme™ Plus Solid Polyurethane (01 Roller Bearing)\*

10	3	1500	13 1/2	3	35	<b>44XP10501</b>
----	---	------	--------	---	----	------------------

Prevenz™ antimicrobial models available. Add PREV to end of caster number. \*Tapered Roller (09) and Precision Ball (28) available. Change "01" to other bearing code. Example: 44XP10509

### Phenolic (01 Roller Bearing)\*

10	3	1500	13 1/2	3	38 1/2	<b>44TM10501</b>
12	3	1500	15 1/2	3	40 1/2	<b>44TM12501</b>

\*Tapered Roller (09) available. Change "01" to other bearing code. Example: 44TM10509

### Trionix™ High Impact Polymer (28 Precision Ball Bearing)

10	3	1500	13 1/2	3	35	<b>44NY10528</b>
----	---	------	--------	---	----	------------------

### Trionix™ NX High Impact Polymer (28 Precision Ball Bearing) **NEW PRODUCT!**

10	3	1500	13 1/2	3	35	<b>44NX10528</b>
----	---	------	--------	---	----	------------------

### Polyurethane on Aluminum Flat Tread (01 Roller Bearing)\* **NEW PRODUCT!**

10	2 1/2	1500	13 1/2	3	38 1/2	<b>44PD10401</b>
----	-------	------	--------	---	--------	------------------

# 60

## EMPIRE™ Casters & Wheels Heavy Duty Casters

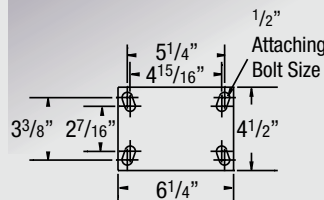


Manufactured from cold formed steel, this popular series is recommended for heavy duty applications. A heat treated king bolt and nut ensure longer caster life.

### TYPICAL APPLICATIONS

- Movable racks
- Conveyor or "Dragline" operations
- Utility trucks
- Corrugated box trucks
- Caster mounted production jigs and fixtures

### MOUNTING PLATE



For swivel models add "S" to end of caster number.  
For rigid models add "R" to end of caster number.

Wheel Diameter (Inches)	Tread Width (Inches)	Capacity (Lbs) (Rated for manual operation)	Overall Height (Inches)	Swivel Lead (Inches)	Approx. Wt. (Lbs)	Caster Number
-------------------------	----------------------	--	-------------------------	----------------------	-------------------	---------------

### Rubber on Iron (01 Roller Bearing)

4	2	350	55/8	15/16	6 1/2	<b>60IM04201</b>
5	2	400	6 1/2	1 1/2	7 1/2	<b>60IM05201</b>
6	2	410	7 1/2	1 3/4	9 1/2	<b>60IM06201</b>
8	2	450	10 1/8	1 3/4	9 1/4	<b>60IM08201</b>

### TPR on Polypropylene (Flat Tread) (01 Roller Bearing)

4	2	300	55/8	15/16	6 1/2	<b>60IS04201</b>
5	2	400	6 1/2	1 1/2	7 1/2	<b>60IS05201</b>
6	2	500	7 1/2	1 3/4	8 1/4	<b>60IS06201</b>
8	2	600	10 1/8	1 3/4	9 1/4	<b>60IS08201</b>

### TPR on Polypropylene (Round Tread) (01 Roller Bearing)

4	2	250	55/8	1 11/16	6	<b>60IR04201</b>
5	2	350	6 1/2	1 5/8	7	<b>60IR05201</b>
6	2	450	7 1/2	1 3/4	8 1/4	<b>60IR06201</b>
8	2	550	10 1/8	1 3/4	9 1/4	<b>60IR08201</b>

### Polypropylene (01 Roller Bearing)

4	2	400	55/8	15/16	5	<b>60IB04201</b>
5	2	500	6 1/2	1 1/2	6	<b>60IB05201</b>
6	2	700	7 1/2	1 3/4	7	<b>60IB06201</b>
8	2	900	10 1/8	1 3/4	8	<b>60IB08201</b>

### FEATURES

- **Top Plate:** Cold formed from 1/4" steel plate to provide the strongest possible section for swivel bearing
- **Swivel Section:** 3-1/4" diameter load race. Raceways are coined smooth then cold formed hardened to minimize ball indentation and wear
- **Legs:** 1/4" steel formed to increase strength and welded to the yoke base
- **King bolt:** 3/4" heat treated king bolt and nut assembly
- **Axle:** 1/2" diameter hollow axle with recessed zerck fitting and lock nut on straight roller and ball bearing. Solid axle on Delrin, precision ball, and Oilex bearings
- **Lubrication:** Zerck fitting in swivel section and in recessed head of hollow axle with straight roller bearing wheels
- **Finish:** All rigs are zinc plated to resist corrosion and rust.
- **Notched Yoke Base:** Notched to accommodate swivel lock.

### BRAKE OPTIONS

Cam specify **CB60**



Face Brake specify **FBB**

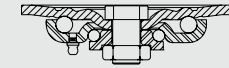
Single Side specify **SSB60**. Double Sided specify **DSB60**



Swivel Lock specify **L**

Hand operated field installable swivel lock specify **SL620000**

### Swivel Cross Section



Wheel Diameter (Inches)	Tread Width (Inches)	Capacity (Lbs) (Rated for manual operation)	Overall Height (Inches)	Swivel Lead (Inches)	Approx. Wt. (Lbs)	Caster Number
-------------------------	----------------------	--	-------------------------	----------------------	-------------------	---------------

### Polyurethane on Cast Iron (01 Roller Bearing)

4	2	700	55/8	15/16	8 1/4	<b>60IP04201</b>
5	2	900	6 1/2	1 1/2	8 3/4	<b>60IP05201</b>
6	2	900	7 1/2	1 3/4	11	<b>60IP06201</b>
8	2	900	10 1/8	1 3/4	14	<b>60IP08201</b>

### Polyurethane on Polypropylene (01 Roller Bearing)

4	2	500	55/8	15/16		<b>60IX04201</b>
5	2	600	6 1/2	1 1/2	7 1/2	<b>60IX05201</b>
6	2	800	7 1/2	1 3/4	8 1/4	<b>60IX06201</b>
8	2	900	10 1/8	1 3/4	9 1/2	<b>60IX08201</b>

### Polyurethane on Polypropylene (01 Roller Bearing)

4	2	400	55/8	15/16		<b>60IX04201</b>
5	2	500	6 1/2	1 1/2	7 1/2	<b>60IX05201</b>
6	2	700	7 1/2	1 3/4	8 1/4	<b>60IX06201</b>
8	2	800	10 1/8	1 3/4	9 1/2	<b>60IX08201</b>

### Phenolic (01 Roller Bearing)

4	2	800	55/8	15/16	6 1/4	<b>60TM04201</b>
5	2	1000	6 1/2	1 1/2	6 3/4	<b>60TM05201</b>
6	2	1200	7 1/2	1 3/4	7 3/4	<b>60TM06201</b>
8	2	1400	10 1/8	1 3/4	9 1/2	<b>60TM08201</b>

### Cast Iron (01 Roller Bearing)

4	2	700	55/8	15/16	8 1/4	<b>60IC04201</b>
5	2	900	6 1/2	1 1/2	9 1/4	<b>60IC05201</b>
6	2	900	7 1/2	1 3/4	11 1/4	<b>60IC06201</b>
8	2	900	10 1/8	1 3/4	14 1/2	<b>60IC08201</b>

60 SERIES • CAPACITY TO 1500

# 61

## Heavy Duty Casters

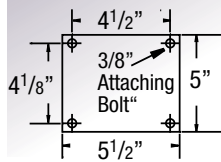


Manufactured from cold formed steel, this series comes highly recommended for use on heavy duty applications.

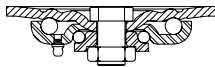
### TYPICAL APPLICATIONS

- Movable racks
- Conveyor or "Dragline" operations
- Utility trucks
- Corrugated box trucks
- Caster mounted production jigs and fixtures

### MOUNTING



### Swivel Cross Section



### FEATURES

- **Top Plate:** Cold formed from 1/4" steel plate to provide the strongest possible section for swivel bearing
- **Swivel Section:** 3-1/4" diameter load race. Raceways are coined smooth then heat treated to minimize ball indentation and wear
- **Legs:** 1/4" steel formed to increase strength and welded to the yoke base
- **King bolt:** 3/4" heat treated king bolt and nut assembly
- **Axle:** 1/2" diameter hollow axle with recessed zerk fitting and lock nut on straight roller and ball bearing. Solid axle on Delrin, ball bearings, and Oilex bearings
- **Lubrication:** Zerk fitting in swivel section and in recessed head of hollow axle with straight roller bearing wheels
- **Finish:** All rigs are zinc plated to resist corrosion and rust.
- **Notched Yoke Base:** Notched to accommodate swivel lock.
- Alternate or custom caster configurations available

### BEARING OPTIONS



### RIG OPTIONS

- Neoprene **sealed swivel** section specify **NS61**
- **Inside weld** specify **IW61**
- **Thread guards** specify **TG61**
- **Hollow axle** for oilex and delrin applications specify **ZF07** (For up to 2" wide wheels).

### BRAKE OPTIONS

**Cam** specify **CB61**



**Face Brake** specify **FBB** (Not available on 10" models)

**Single Side** specify **SSB61**. **Double Sided** specify **DSB61**



**Swivel Lock** (welded) specify **L**

Hand operated field installable swivel lock specify **SL610000**



For swivel models add "S" to end of caster number. For rigid models add "R" to end of caster number.

**Wheel Diameter** (Inches)  
**Tread Width** (Inches)  
**Capacity** (Lbs) (Based for manual operation)  
**Overall Height** (Inches)  
**Swivel Lead** (Inches)  
**Approx. Wt.** (Lbs)  
**Caster Number**

### Moldon Rubber on Cast Iron (01/07 Straight Roller)\*

4	2	300	5 <sup>5</sup> / <sub>8</sub>	1 <sup>5</sup> / <sub>16</sub>	6 <sup>1</sup> / <sub>2</sub>	<b>61MR04201</b>
5	2	450	6 <sup>1</sup> / <sub>2</sub>	1 <sup>1</sup> / <sub>2</sub>	7 <sup>1</sup> / <sub>2</sub>	<b>61MR05201</b>
6	2	500	7 <sup>3</sup> / <sub>8</sub>	1 <sup>3</sup> / <sub>4</sub>	9 <sup>1</sup> / <sub>2</sub>	<b>61MR06201</b>
6	2 <sup>1</sup> / <sub>2</sub>	700	7 <sup>3</sup> / <sub>8</sub>	1 <sup>3</sup> / <sub>4</sub>	12	<b>61MR06401</b>
8	2	600	9 <sup>1</sup> / <sub>2</sub>	1 <sup>3</sup> / <sub>4</sub>	9 <sup>1</sup> / <sub>4</sub>	<b>61MR08201</b>
8	2 <sup>1</sup> / <sub>2</sub>	850	9 <sup>1</sup> / <sub>2</sub>	1 <sup>3</sup> / <sub>4</sub>	14 <sup>1</sup> / <sub>2</sub>	<b>61MR08407</b>
10	2 <sup>1</sup> / <sub>2</sub>	950	11 <sup>1</sup> / <sub>2</sub>	1 <sup>3</sup> / <sub>4</sub>	18 <sup>1</sup> / <sub>4</sub>	<b>61MR10407</b>

\*Oilex (23), Industrial Ball (27), Annular Ball (31), and one piece Delrin (52) available. Change "01" or "07" to bearing code. Oilex example: 61MR04223

MR

### Heavy Duty Moldon Rubber on Cast Iron (01/07 Straight Roller)\*

5	2	700	6 <sup>1</sup> / <sub>2</sub>	1 <sup>1</sup> / <sub>2</sub>	7 <sup>1</sup> / <sub>2</sub>	<b>61MH05201</b>
6	2	820	7 <sup>3</sup> / <sub>8</sub>	1 <sup>3</sup> / <sub>4</sub>	9 <sup>1</sup> / <sub>2</sub>	<b>61MH06201</b>
8	2	1000	9 <sup>1</sup> / <sub>2</sub>	1 <sup>3</sup> / <sub>4</sub>	9 <sup>1</sup> / <sub>4</sub>	<b>61MH08201</b>
8	2 <sup>1</sup> / <sub>2</sub>	1300	9 <sup>1</sup> / <sub>2</sub>	1 <sup>3</sup> / <sub>4</sub>	14 <sup>1</sup> / <sub>2</sub>	<b>61MH08407</b>
10	2 <sup>1</sup> / <sub>2</sub>	1500	11 <sup>1</sup> / <sub>2</sub>	1 <sup>3</sup> / <sub>4</sub>	18 <sup>1</sup> / <sub>4</sub>	<b>61MH10407</b>

\*Oilex (23), Industrial Ball (27), Annular Ball (31), and one piece Delrin (52) available. Change "01" or "07" to bearing code. Oilex example: 61MH04223

MH

For swivel models add "S" to end of caster number. For rigid models add "R" to end of caster number.

**Wheel Diameter** (Inches)  
**Tread Width** (Inches)  
**Capacity** (Lbs) (Based for manual operation)  
**Overall Height** (Inches)  
**Swivel Lead** (Inches)  
**Approx. Wt.** (Lbs)  
**Caster Number**

### Moldon Rubber on Aluminum (01 Roller Bearing)\*

4	2	400	5 <sup>5</sup> / <sub>8</sub>	1 <sup>5</sup> / <sub>16</sub>	6	<b>61MD04201</b>
5	2	500	6 <sup>1</sup> / <sub>2</sub>	1 <sup>1</sup> / <sub>2</sub>	6 <sup>1</sup> / <sub>2</sub>	<b>61MD05201</b>
6	2	550	7 <sup>3</sup> / <sub>8</sub>	1 <sup>3</sup> / <sub>4</sub>	7	<b>61MD06201</b>
8	2	600	9 <sup>1</sup> / <sub>2</sub>	1 <sup>3</sup> / <sub>4</sub>	9 <sup>1</sup> / <sub>2</sub>	<b>61MD08201</b>

\*Oilex (23), Industrial Ball (27), Annular Ball (31), and one piece Delrin (52) available. Change "01" to bearing code. Oilex example: 61MD04223

MD

Continue on next page



For swivel models add "S" to end of caster number.  
For rigid models add "R" to end of caster number.


<b>Wheel Diameter</b> (Inches)	<b>Tread Width</b> (Inches)	<b>Capacity</b> (Lbs) (Based on normal operation)	<b>Overall Height</b> (Inches)	<b>Swivel Lead</b> (Inches)	<b>Approx. Wt.</b> (Lbs)	<b>Caster Number</b>
-----------------------------------	--------------------------------	--	-----------------------------------	--------------------------------	-----------------------------	----------------------

For swivel models add "S" to end of caster number.  
For rigid models add "R" to end of caster number.

<b>Wheel Diameter</b> (Inches)	<b>Tread Width</b> (Inches)	<b>Capacity</b> (Lbs) (Based on normal operation)	<b>Overall Height</b> (Inches)	<b>Swivel Lead</b> (Inches)	<b>Approx. Wt.</b> (Lbs)	<b>Caster Number</b>
-----------------------------------	--------------------------------	--	-----------------------------------	--------------------------------	-----------------------------	----------------------

**Trionix™ High Impact Polymer (Precision Ball Bearing)**


8	2	1500	9 1/2	1 3/4	9 1/2	<b>61NY08228</b>
---	---	------	-------	-------	-------	------------------



**NY**

**Drop Forged Steel (01 Roller Bearing)\***

4	1 1/2	1400	5 5/8	1 5/16	8 1/4	<b>61FS04101</b>
5	1 3/4	1500	6 1/2	1 1/2	10 1/4	<b>61FS05201</b>
6	2	1500	7 3/8	1 3/4	11 1/4	<b>61FS06201</b>




**FS**

\*Tapered Roller bearings (09) available. Change "01" to other bearing code. (Example: 61FS04109).

**Trionix™ NX High Impact Polymer (28 Precision Ball Bearing) NEW MODEL!**

4	2	1500	5 5/8	1 5/16	8 1/4	<b>61NX04228</b>
5	2	1500	6 1/2	1 1/2	8 3/4	<b>61NX05228</b>
6	2	1500	7 3/8	1 3/4	11	<b>61NX06228</b>
8	2	1500	9 1/2	1 3/4	9 1/2	<b>61NX08228</b>




**NX**

For 2-1/2" tread width models change 7th number from 2 to 4 (Example: 61NX04428).

**Ductile Iron Crowned Tread (01 Roller Bearing) NEW MODEL!**

5	2	1500	6 1/2	1 1/2	10 1/4	<b>61FR05201</b>
6	2	1500	7 3/8	1 3/4	11	<b>61FR06201</b>
8	2	1500	9 1/2	1 3/4	14 1/2	<b>61FR08201</b>




**FR, FM**

\*Straight Roller (01) and Precision Ball (28) available. (Tapered Roller example: 61FR05209).

Note: Ductile Iron Flat Tread (**FM**) models available. Change **FR** wheel code to **FM**. Example: 61FM05201.

**White Nylon (01 Roller Bearing)\* NEW MODEL!**

5	2	600	6 1/2	1 1/2		<b>61NW05201</b>
6	2	900	7 3/8	1 3/4		<b>61NW06201</b>
8	2	1100	9 1/2	1 3/4		<b>61NW08201</b>



**NW**


\*Delrin (51) Bearings or plain bore (00) models available. Change "01" example: 61NW05251.

**Prevenz™ Antimicrobial Wheels**

The EPA registered and FDA compliant antimicrobial additive used in Prevenz™ wheels is designed to suppress the growth of a variety of destructive and odor causing microbes including bacteria, molds, mildew and fungi. These wheels are suitable for a variety of applications including medical equipment, food equipment, pharmaceutical, chemical, meat & poultry, processing plants and more. To order add "PREV" to end of caster number.

**Cast Iron (01, 07 Roller Bearing)**

4	2	1000	5 5/8	1 5/16	8 1/4	<b>61CA04201</b>
5	2	1300	6 1/2	1 1/2	9 1/4	<b>61CA05201</b>
6	2	1400	7 3/8	1 3/4	11 1/4	<b>61CA06201</b>
6	2 1/2	1500	7 3/8	1 3/4	13	<b>61CA06407</b>
8	2	1500	9 1/2	1 3/4	14 1/2	<b>61CA08201</b>
8	2 1/2	1500	9 1/2	1 3/4	16	<b>61CA08407</b>



**CA**




XS Prevenz™    XR Prevenz™    PY Prevenz™    XA Prevenz™

NG Prevenz™    XP Prevenz™

**Heavy Duty Cast Iron (01 Roller Bearing)**

5	2	1500	6 1/2	1 1/2	10 1/4	<b>61CH05201</b>
6	2	1500	7 3/8	1 3/4	11	<b>61CH06201</b>
8	2	1500	9 1/2	1 3/4	14 1/2	<b>61CH08201</b>



**CH**

**CUSTOM FABRICATION**

This is not a one-size-fits-all business. In fact, many of our orders require custom fabrication.

If you can't find the right caster for your special application, put the Albion engineering team to work. We will create the perfect solution for your moving problem.





# 62

## Heavy Duty Casters

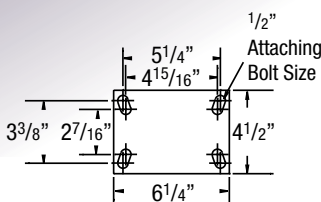


Manufactured from cold formed steel, this popular series is recommended for heavy duty applications. A heat treated king bolt and nut ensure longer caster life.

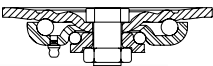
### TYPICAL APPLICATIONS

- Movable racks
- Conveyor or "Dragline" operations
- Utility trucks
- Corrugated box trucks
- Caster mounted production jigs and fixtures

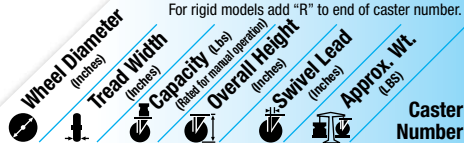
### MOUNTING PLATE



### Swivel Cross Section



For swivel models add "S" to end of caster number.  
For rigid models add "R" to end of caster number.



### Moldon Rubber on Cast Iron (01/07 Straight Roller)\*

4	2	300	5 5/8	1 5/16	6 1/2	<b>62MR04201</b>
5	2	450	6 1/2	1 1/2	7 1/2	<b>62MR05201</b>
6	2	500	7 1/2	1 3/4	9 1/2	<b>62MR06201</b>
6	2 1/2	700	7 1/2	1 3/4	12	<b>62MR06407</b>
8	2	600	10 1/8	1 3/4	9 1/4	<b>62MR08201</b>
8	2 1/2	850	10 1/8	1 3/4	14 1/2	<b>62MR08407</b>
10	2 1/2	950	11 1/2	1 3/4	18 1/4	<b>62MR10407</b>

\*Oilex (23), Industrial Ball (27), Annular Ball (31), and one piece Delrin (52) available. Change "01" or "07" to bearing code.  
Oilex example: 62MR04223

MR

### Heavy Duty Moldon Rubber on Cast Iron (01/07 Straight Roller)\* **NEW MODEL!**

5	2	700	6 1/2	1 1/2	7 1/2	<b>62MH05201</b>
6	2	820	7 1/2	1 3/4	9 1/2	<b>62MH06201</b>
8	2	1000	10 1/8	1 3/4	9 1/4	<b>62MH08201</b>
8	2 1/2	1300	10 1/8	1 3/4	14 1/2	<b>62MH08407</b>
10	2 1/2	1500	11 1/2	1 3/4	18 1/4	<b>62MH10407</b>

\*Oilex (23), Industrial Ball (27), Annular Ball (31), and one piece Delrin (52) available. Change "01" or "07" to bearing code.  
Oilex example: 62MH04223

MH

### FEATURES

- **Top Plate:** Cold formed from 1/4" steel plate to provide the strongest possible section for swivel bearing
- **Swivel Section:** 3-1/4" diameter load race. Raceways are coined smooth then heat treated to minimize ball indentation and wear
- **Legs:** 1/4" steel formed to increase strength and welded to the yoke base
- **King bolt:** 3/4" heat treated king bolt and nut assembly
- **Axle:** 1/2" diameter hollow axle with recessed zerk fitting and lock nut on straight roller and ball bearing. Solid axle on Delrin, precision ball, and Oilex bearings
- **Lubrication:** Zerk fitting in swivel section and in recessed head of hollow axle with straight roller bearing wheels
- **Finish:** All rigs are zinc plated to resist corrosion and rust.
- **Notched Yoke Base:** Notched to accommodate swivel lock.
- Alternate or custom caster configurations available

### BEARING OPTIONS



### RIG OPTIONS

- Neoprene **sealed swivel** section specify **NS62**
- **Inside weld** specify **IW62**
- **Thread guards** specify **TG62**
- **Hollow axle** for oilex and delrin applications specify **ZF07** (For up to 2" wide wheels)
- **NSF Listed** for food service industry specify **N**
- **Optional Overall Heights** see notes at end of 62 Series section.

### BRAKE OPTIONS

**Cam** specify **CB62**



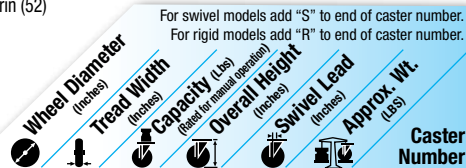
**Face Brake** specify **FBB** (Not available on 10" models)

**Single Side** specify **SSB62**. **Double Sided** specify **DSB62**



**Swivel Lock** (welded) specify **L**

Hand operated field installable swivel lock specify **SL620000**



### Moldon Rubber on Aluminum (01 Roller Bearing)

4	2	400	5 5/8	1 5/16		<b>62MD04201</b>
5	2	500	6 1/2	1 1/2		<b>62MD05201</b>
6	2	550	7 1/2	1 3/4		<b>62MD06201</b>
8	2	600	10 1/8	1 3/4		<b>62MD08201</b>

MD

### X-tra Soft Flat Tread (01 Roller Bearing)\*

### POPULAR MODEL!

4	2	350	5 5/8	1 5/16	6 1/2	<b>62XS04201</b>
5	2	375	6 1/2	1 1/2	7 1/2	<b>62XS05201</b>
6	2	600	7 1/2	1 3/4	8 1/4	<b>62XS06201</b>
8	2	675	10 1/8	1 3/4	9 1/4	<b>62XS08201</b>

XS

Prevenz™ antimicrobial models available. Add PREV to end of caster number.

\*Precision Ball (28) and Delrin (51) Bearings available. Change "01" to bearing code. Note: Capacity on 6x2 Precision Ball models decrease to 450lbs, 8x2 decreases to 500lbs. Delrin example: 62XS04251



For swivel models add "S" to end of caster number.  
For rigid models add "R" to end of caster number.

**Wheel Diameter** (Inches)

**Tread Width** (Inches)

**Capacity** (Lbs)  
(Based on nominal operation)

**Overall Height** (Inches)

**Swivel Lead** (Inches)

**Approx. Wt.** (Lbs)

**Caster Number**

For swivel models add "S" to end of caster number.  
For rigid models add "R" to end of caster number.

**Wheel Diameter** (Inches)

**Tread Width** (Inches)

**Capacity** (Lbs)  
(Based on nominal operation)


**Overall Height** (Inches)

**Swivel Lead** (Inches)

**Approx. Wt.** (Lbs)

**Caster Number**

**Trionix™ NX High Impact Polymer (28 Precision Ball Bearing)**




4	2	1500	5 <sup>5</sup> / <sub>8</sub>	1 <sup>5</sup> / <sub>16</sub>	8 <sup>1</sup> / <sub>4</sub>	<b>62NX04228</b>
5	2	1500	6 <sup>1</sup> / <sub>2</sub>	1 <sup>1</sup> / <sub>2</sub>	8 <sup>3</sup> / <sub>4</sub>	<b>62NX05228</b>
6	2	1500	7 <sup>1</sup> / <sub>2</sub>	1 <sup>3</sup> / <sub>4</sub>	11	<b>62NX06228</b>
8	2	1500	10 <sup>1</sup> / <sub>8</sub>	1 <sup>3</sup> / <sub>4</sub>	14	<b>62NX08228</b>

**NX**

For 2-1/2" tread width models change 7th number from 2 to 4 (Example: 62NX0428).

**Drop Forged Steel (01 Roller Bearing)\***




4	1 <sup>1</sup> / <sub>2</sub>	1400	5 <sup>5</sup> / <sub>8</sub>	1 <sup>5</sup> / <sub>16</sub>	8 <sup>1</sup> / <sub>4</sub>	<b>62FS04101</b>
5	1 <sup>3</sup> / <sub>4</sub>	1500	6 <sup>1</sup> / <sub>2</sub>	1 <sup>1</sup> / <sub>2</sub>	10 <sup>1</sup> / <sub>4</sub>	<b>62FS05201</b>
6	2	1500	7 <sup>1</sup> / <sub>2</sub>	1 <sup>3</sup> / <sub>4</sub>	11 <sup>1</sup> / <sub>4</sub>	<b>62FS06201</b>

**FS**

\*Tapered Roller bearings (09) available. Change "01" to other bearing code. (Example: 62FS04109).


**Cast Iron (01, 07 Roller Bearing)**



4	2	1000	5 <sup>5</sup> / <sub>8</sub>	1 <sup>5</sup> / <sub>16</sub>	8 <sup>1</sup> / <sub>4</sub>	<b>62CA04201</b>
5	2	1300	6 <sup>1</sup> / <sub>2</sub>	1 <sup>1</sup> / <sub>2</sub>	9 <sup>1</sup> / <sub>4</sub>	<b>62CA05201</b>
6	2	1400	7 <sup>1</sup> / <sub>2</sub>	1 <sup>3</sup> / <sub>4</sub>	11 <sup>1</sup> / <sub>4</sub>	<b>62CA06201</b>
6	2 <sup>1</sup> / <sub>2</sub>	1500	7 <sup>1</sup> / <sub>2</sub>	1 <sup>3</sup> / <sub>4</sub>	13	<b>62CA06407</b>
8	2	1500	10 <sup>1</sup> / <sub>8</sub>	1 <sup>3</sup> / <sub>4</sub>	14 <sup>1</sup> / <sub>2</sub>	<b>62CA08201</b>
8	2 <sup>1</sup> / <sub>2</sub>	1500	10 <sup>1</sup> / <sub>8</sub>	1 <sup>3</sup> / <sub>4</sub>	16	<b>62CA08407</b>

**CA**

**Ductile Iron Crowned Tread (01 Roller Bearing)**




5	2	1500	6 <sup>1</sup> / <sub>2</sub>	1 <sup>1</sup> / <sub>2</sub>	10 <sup>1</sup> / <sub>4</sub>	<b>62FR05201</b>
6	2	1500	7 <sup>1</sup> / <sub>2</sub>	1 <sup>3</sup> / <sub>4</sub>	11	<b>62FR06201</b>
8	2	1500	10 <sup>1</sup> / <sub>8</sub>	1 <sup>3</sup> / <sub>4</sub>	14 <sup>1</sup> / <sub>2</sub>	<b>62FR08201</b>

**FR, FM**

\*Straight Roller (01) and Precision Ball (28) available. (Tapered Roller example: 62FR05209).

Note: Ductile Iron Flat Tread (FM) models available. Change FR wheel code to FM. Example: 62FM05201.

**Heavy Duty Cast Iron (01 Roller Bearing)**




5	2	1500	6 <sup>1</sup> / <sub>2</sub>	1 <sup>1</sup> / <sub>2</sub>	10 <sup>1</sup> / <sub>4</sub>	<b>62CH05201</b>
6	2	1500	7 <sup>1</sup> / <sub>2</sub>	1 <sup>3</sup> / <sub>4</sub>	11	<b>62CH06201</b>
8	2	1500	10 <sup>1</sup> / <sub>8</sub>	1 <sup>3</sup> / <sub>4</sub>	14 <sup>1</sup> / <sub>2</sub>	<b>62CH08201</b>

**CH**

**Prevenz™ Antimicrobial Wheels**

The EPA registered and FDA compliant antimicrobial additive used in Prevenz™ wheels is designed to suppress the growth of a variety of destructive and odor causing microbes including bacteria, molds, mildew and fungi. These wheels are suitable for a variety of applications including medical equipment, food equipment, pharmaceutical, chemical, meat & poultry, processing plants and more. To order add "PREV" to end of caster number.

**White Nylon (01 Roller Bearing)\***



5	2	600	6 <sup>1</sup> / <sub>2</sub>	1 <sup>1</sup> / <sub>2</sub>		<b>62NW05201</b>
6	2	900	7 <sup>1</sup> / <sub>2</sub>	1 <sup>3</sup> / <sub>4</sub>		<b>62NW06201</b>
8	2	1100	10 <sup>1</sup> / <sub>8</sub>	1 <sup>3</sup> / <sub>4</sub>		<b>62NW08201</b>

**NW**

\*Delrin (51) Bearings or plain bore (00) models available. Change "01" example: 62NW05251.



XS Prevenz™ XR Prevenz™ PY Prevenz™ XA Prevenz™

NG Prevenz™ XP Prevenz™

**Optional Overall Heights all 62 Series Models:**

Wheel Diameter	Overall Height	Swivel Lead	Swivel Specity	Rigid Specity
6"	7-3/4"	1-3/4"	HS85	HR85
8"	9-1/2"	2-1/4"	HS76	HR76
8"	9-3/4"	1-3/4"	HS83	HR83



**POLYURETHANE EXPERTS**

Albion Industries knows polyurethane. With more than 50 years experience leading the caster and wheel industry, our customers are depending on us to keep business on the move. Although this catalog focuses on our wheel capability, ALBION polyurethane expertise is applied to a wide range of industrial products in a variety of shapes and sizes.

# 63 Heavy Duty Casters

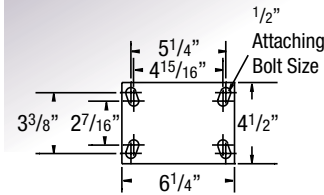


Offering thicker legs and a 3/4" diameter axle this series improves on our popular 62 series for increased capacity. Manufactured from cold formed steel this caster can stand up to most heavy duty applications.

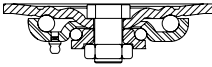
### TYPICAL APPLICATIONS

- Movable racks
- Conveyor or "Dragline" operations
- Utility trucks
- Corrugated box trucks

### MOUNTING PLATE



### Swivel Cross Section



### FEATURES

- **Top Plate:** 1/4" steel plate provides the strongest possible section for swivel bearing
- **Swivel Section:** 3-1/4" diameter load race. Raceways are coined smooth and then heat treated to minimize ball indentation and wear.
- **Legs:** 3/8" steel plate formed to increase strength and welded to the yoke base inside and out.
- **King Bolt:** 3/4" diameter heat treated king bolt and lock nut
- **Axle:** 3/4" diameter axle is hollow with lock nut
- **Lubrication:** Zerk fitting in swivel section and in recessed head of hollow axle.
- **Notched Yoke Base:** Notched to accommodate swivel lock.
- Alternate or custom caster configurations available

### BEARING OPTIONS

Straight Roller (05)



### RIG OPTIONS

- Neoprene **sealed swivel** section specify **NS63**
- **Optional Overall Height** of 9-1/2" available for 8" diameter wheel models. Swivel Lead changes to 2-1/4". For swivel specify **HS84**. For Rigid specify **HR84**.

### BRAKE OPTIONS



**Single Side** specify **SSB63**. **Double Sided** specify **DSB63**

**Face Contact** specify **F**

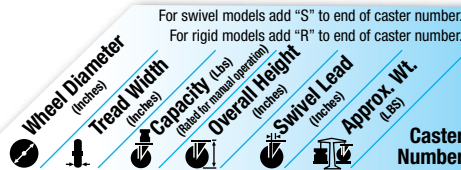


**New! Face Brake** specify **FBB**

**Swivel Lock (welded)** specify **L**



Hand operated field installable swivel lock specify **SL620000**



### Moldon Rubber on Cast Iron (05 Roller Bearing)

	6	2 1/2"	700	7 1/2"	2 1/4"	16 1/2"	<b>63MR06405</b>
	8	2 1/2"	850	10 1/8"	2 1/4"	17 1/2"	<b>63MR08405</b>
	10	2 1/2"	950	11 1/2"	2 1/4"	21"	<b>63MR10405</b>
	12	2 1/2"	950	13 1/2"	2 1/4"	24 1/4"	<b>63MR12405</b>

### Polyurethane on Cast Iron (05 Roller Bearing)

	5	2 1/2"	1290	6 1/2"	2 1/4"	15"	<b>63PY05405</b>
	6	2 1/2"	1620	7 1/2"	2 1/4"	18 1/4"	<b>63PY06405</b>
	8	2 1/2"	1800	10 1/8"	2 1/4"	17 1/2"	<b>63PY08405</b>
	10	2 1/2"	2000	11 1/2"	2 1/4"	25 3/4"	<b>63PY10405</b>
	12	2 1/2"	2000	13 1/2"	2 1/4"	30 3/4"	<b>63PY12405</b>

### Polyurethane on Cast Iron (05 Roller Bearing)

	6	2 1/2"	1620	7 1/2"	2 1/4"	18 1/4"	<b>63PI06405</b>
	8	2 1/2"	1800	10 1/8"	2 1/4"	17 1/2"	<b>63PI08405</b>
	10	2 1/2"	2000	11 1/2"	2 1/4"	25 3/4"	<b>63PI10405</b>
	12	2 1/2"	2000	13 1/2"	2 1/4"	30 3/4"	<b>63PI12405</b>



**Prevenz™ Antimicrobial Wheels**  
Available on PY wheels

### Vulkollan on Iron (05 Roller Bearing)

	8	2 1/2"	2000	10 1/8"	2 1/4"	24"	<b>63VY08405</b>
	10	2 1/2"	2000	11 1/2"	2 1/4"	27"	<b>63VY10405</b>

### Phenolic (05 Roller Bearing)

	6	2 1/2"	1600	7 1/2"	2 1/4"	11 1/2"	<b>63TM06405</b>
	8	2 1/2"	1800	10 1/8"	2 1/4"	13 3/4"	<b>63TM08405</b>
	10	2 1/2"	1800	11 1/2"	2 1/4"	15 3/4"	<b>63TM10405</b>
	12	2 1/2"	1800	13 1/2"	2 1/4"	21"	<b>63TM12405</b>

### Cast Iron (05 Roller Bearing)

	5	2 1/2"	1800	6 1/2"	2 1/4"	16 1/4"	<b>63CA05405</b>
	6	2 1/2"	1800	7 1/2"	2 1/4"	16 3/4"	<b>63CA06405</b>
	8	2 1/2"	1800	10 1/8"	2 1/4"	21"	<b>63CA08405</b>
	10	2 1/2"	1800	11 1/2"	2 1/4"	25 1/4"	<b>63CA10405</b>
	12	2 1/2"	1800	13 1/2"	2 1/4"	29 1/4"	<b>63CA12405</b>

# 71 Heavy Duty Casters

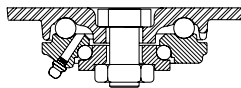


Heavy duty forged steel for extended life in rugged applications.

## TYPICAL APPLICATIONS

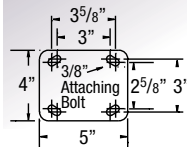
- Production racks and fixtures
- Live skids and Box trucks

## Swivel Cross Section

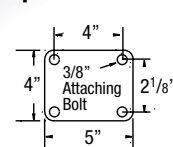


## MOUNTING PLATE

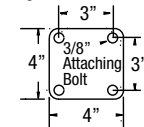
### Standard Plate



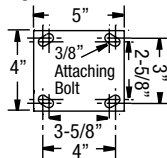
### Optional G Plate



### Optional H Plate



### Optional J Plate



## FEATURES

- **Top Plate:** AISI 1045 drop-forged steel for enhanced strength
- **Swivel Section:** Double ball bearing with coined "deep-groove" load and machined component thrust raceway.
- **Legs:** 1/4" steel formed to increase strength and welded to the yoke base
- **King Bolt:** 3/4" diameter heat treated bolt and nut for enhanced load capacity
- **Axle:** 1/2" diameter hollow axle with lock nut on straight roller bearings and ball bearing offerings. Solid axle on Delrin, precision ball, and Oilex bearing offerings.
- **Lubrication:** Zerk fitting in swivel section and in recessed head of hollow axle.
- Alternate or custom caster configurations available

## RIG OPTIONS

- **Sealed swivel** section specify **NS71**
- **Heat treated raceway** specify **HT01**

## BRAKE OPTIONS

**Cam** specify **CB71**



**Single Side** specify **SSB71**. **Double Sided** specify **DSB71**

**Face Brake** specify **FBB**



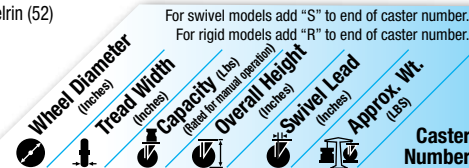
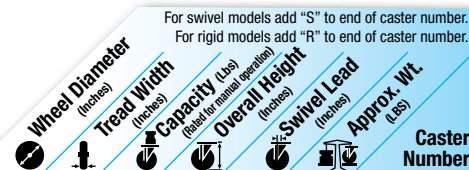
**Swivel Lock** (welded) specify **L**

Hand operated field installable swivel lock specify **SL160000**



Foot operated field installable swivel lock specify **SL160002**

## BEARING OPTIONS



## Moldon Rubber on Cast Iron (01 Roller Bearing)\*



4	2	300	5 5/8	1 7/16	7 3/4	<b>71MR04201</b>
5	2	450	6 1/2	1 13/16	8	<b>71MR05201</b>
6	2	500	7 1/2	2 1/4	9 3/4	<b>71MR06201</b>
8	2	600	10 1/8	2 1/4	12	<b>71MR08201</b>

\*Precision Ball (28) and Tapered Roller (09) Bearings available.  
Change "01" to bearing code. Precision Ball example: 71MR04228

MR

## Heavy Duty Moldon Rubber on Cast Iron (01 Roller Bearing)\* NEW MODEL!



5	2	700	6 1/2	1 13/16	8	<b>71MH05201</b>
6	2	820	7 1/2	2 1/4	9 3/4	<b>71MH06201</b>
8	2	1000	10 1/8	2 1/4	12	<b>71MH08201</b>

\*Precision Ball (28) and Tapered Roller (09) Bearings available.  
Change "01" to bearing code. Precision Ball example: 71MH04228

MH

## Moldon Rubber on Aluminum (01 Roller Bearing)\*



4	2	400	5 5/8	1 7/16	6 1/2	<b>71MD04201</b>
5	2	500	6 1/2	1 13/16	7	<b>71MD05201</b>
6	2	550	7 1/2	2 1/4	7 1/2	<b>71MD06201</b>
8	2	600	10 1/8	2 1/4	9 1/2	<b>71MD08201</b>

\*Precision Ball (28) and Tapered Roller (09) Bearings available.  
Change "01" to bearing code. Precision Ball example: 71MD04228

MD

## X-tra Soft Flat Tread (01 Roller Bearing)\*

4	2	350	5 5/8	1 7/16	5 1/2	<b>71XS04201</b>
5	2	375	6 1/2	1 13/16	6 1/4	<b>71XS05201</b>
6	2	600	7 1/2	2 1/4	6 3/4	<b>71XS06201</b>
8	2	675	10 1/8	2 1/4	8 1/2	<b>71XS08201</b>

Prevenz™ antimicrobial models available.  
Add PREV to end of caster number.

\*Precision Ball (28) and Delrin (51) Bearings available.  
Change "01" to other bearing code. Note: Capacity on 6x2 Precision Ball models decrease to 450lbs, 8x2 decreases to 500lbs.  
Delrin example: 71XS04251

XS

## X-tra Soft Round Tread (01 Roller Bearing)\*

6	2	450	7 1/2	2 1/4	6 3/4	<b>71XR06201</b>
8	2	600	10 1/8	2 1/4	8 1/2	<b>71XR08201</b>

Prevenz™ antimicrobial models available.  
Add PREV to end of caster number.  
\*Precision Ball (28) and Delrin (51) Bearings available.  
Change "01" to other bearing code. Note: Capacity on 6x2 Precision Ball models decrease to 450lbs, 8x2 decreases to 500lbs.  
Delrin example: 71XR06251

XR

Continue on next page

For swivel models add "S" to end of caster number.  
For rigid models add "R" to end of caster number.

Wheel Diameter (Inches)  
Tread Width (Inches)  
Capacity (Lbs)  
Overall Height (Inches)  
Swivel Lead (Inches)  
Approx. Wt. (Lbs)  
Caster Number

For swivel models add "S" to end of caster number.  
For rigid models add "R" to end of caster number.

Wheel Diameter (Inches)  
Tread Width (Inches)  
Capacity (Lbs)  
Overall Height (Inches)  
Swivel Lead (Inches)  
Approx. Wt. (Lbs)  
Caster Number

**Pneumatic (27 Industrial Ball Bearing)**

6	2	200	7 1/2	2 1/4	6 3/4	<b>71SF06227</b>
8	2	210	10 1/8	2 1/4	8 1/2	<b>71SF08227</b>

**Polyurethane on Aluminum Crown Tread (01 Roller Bearing) POPULAR MODEL!**

4	2	700	5 5/8	1 7/16	6 1/2	<b>71PD04201</b>
5	2	1050	6 1/2	1 13/16	7	<b>71PD05201</b>
6	2	1230	7 1/2	2 1/4	7 1/2	<b>71PD06201</b>
8	2	1500	10 1/8	2 1/4	9 1/2	<b>71PD08201</b>

**Polyurethane on Cast Iron (01 Roller Bearing)**

4	2	700	5 5/8	1 7/16	8	<b>71PI04201</b>
5	2	1000	6 1/2	1 13/16	8 3/4	<b>71PI05201</b>
6	2	1200	7 1/2	2 1/4	11	<b>71PI06201</b>
8	2	1500	10 1/8	2 1/4	14	<b>71PI08201</b>

**Polyurethane on Aluminum Round Tread (28 Precision Ball Bearing)**

5	2	1000	6 1/2	1 13/16	5 3/4	<b>71PM05228</b>
6	2	1250	7 1/2	2 1/4	6 3/4	<b>71PM06228</b>
8	2	1500	10 1/8	2 1/4	8 1/2	<b>71PM08228</b>

**Polyurethane on Cast Iron (01 Roller Bearing)**

3 1/4	2 3/16	540	5 1/4	1 7/16	6 1/4	<b>71PY03201</b>
-------	--------	-----	-------	--------	-------	------------------

Prevenz™ antimicrobial models available.  
Add PREV to end of caster number.

**Polyurethane on Polypropylene (01 Roller Bearing) POPULAR MODEL!**

4	2	600	5 5/8	1 7/16	5 1/2	<b>71XA04201</b>
5	2	750	6 1/2	1 13/16	6 1/4	<b>71XA05201</b>
6	2	900	7 1/2	2 1/4	6 3/4	<b>71XA06201</b>
8	2	1000	10 1/8	2 1/4	8 1/2	<b>71XA08201</b>

Prevenz™ antimicrobial models available.  
Add PREV to end of caster number.

**X-Treme™ Solid Polyurethane (01 Roller Bearing)\***

4	2	1000	5 5/8	1 7/16	6 1/2	<b>71XI04201</b>
5	2	1000	6 1/2	1 13/16	6 3/4	<b>71XI05201</b>
6	2	1000	7 1/2	2 1/4	7 3/4	<b>71XI06201</b>
8	2	1000	10 1/8	2 1/4	10	<b>71XI08201</b>

\*Drawn Cup Roller (02), Bronze (22), Pedestal Precision (29), Annular Ball (31) and Delrin (51) bearings available. Change "01" to other bearing code. Pedestal Precision example: 71XI04229.

**X-Treme™ Plus Solid Polyurethane (01 Roller Bearing)\***

4	2	1400	5 5/8	1 7/16	6 1/2	<b>71XP04201</b>
5	2	1200	6 1/2	1 13/16	6 3/4	<b>71XP05201</b>
6	2	1400	7 1/2	2 1/4	7 3/4	<b>71XP06201</b>
8	2	1200	10 1/8	2 1/4	10	<b>71XP08201</b>

Prevenz™ antimicrobial models available. Add PREV to end of model.  
\*Drawn Cup Roller (02), Bronze (22), Pedestal Precision (29), Annular Ball (31) and Delrin (51) bearings available. Change "01" to other bearing code. Pedestal Precision example: 71XP04229.

**Phenolic (01 Roller Bearing)**

3 1/4	2	700	5 1/4	1 7/16	6	<b>71TM03201</b>
4	2	800	5 5/8	1 7/16	6 1/2	<b>71TM04201</b>
5	2	1000	6 1/2	1 13/16	6 3/4	<b>71TM05201</b>
6	2	1200	7 1/2	2 1/4	7 3/4	<b>71TM06201</b>
8	2	1400	10 1/8	2 1/4	10	<b>71TM08201</b>

**Maxim® (01 Roller Bearing)\***

3 1/4	2	700	5 1/4	1 7/16	6	<b>71NG03201</b>
4	2	800	5 5/8	1 7/16	6 1/2	<b>71NG04201</b>
5	2	1000	6 1/2	1 13/16	6 3/4	<b>71NG05201</b>
6	2	1200	7 1/2	2 1/4	7 3/4	<b>71NG06201</b>
8	2	1400	10 1/8	2 1/4	10	<b>71NG08201</b>

Prevenz™ antimicrobial models available. Add PREV to end of model.  
\*Drawn Cup Roller (02), Bronze (22), Pedestal Precision (29), Annular Ball (31) and Delrin (51) bearings available. Change "01" to other bearing code. Pedestal Precision example: 71NG04229.

**Maxim® NR Noise Reduction (01 Roller Bearing)\* NEW MODEL!**

4	2	800	5 5/8	1 7/16	6 1/2	<b>71NR04201</b>
5	2	1000	6 1/2	1 13/16	6 3/4	<b>71NR05201</b>
6	2	1200	7 1/2	2 1/4	7 3/4	<b>71NR06201</b>
8	2	1400	10 1/8	2 1/4	10	<b>71NR08201</b>

\*Drawn Cup Roller (02), Bronze (22), Pedestal Precision (29), Annular Ball (31) and Delrin (51) bearings available. Change "01" to other bearing code. Pedestal Precision example: 71NR04229.

**Trionix™ High Impact Polymer (28 Precision Ball Bearing)**

8	2	1500	10 1/8	2 1/4	10	<b>71NY08228</b>
---	---	------	--------	-------	----	------------------

**Trionix™ NX High Impact Polymer (28 Precision Ball Bearing) NEW MODEL!**

4	2	1500	5 5/8	1 7/16	6 1/2	<b>71NX04228</b>
5	2	1500	6 1/2	1 13/16	7	<b>71NX05228</b>
6	2	1500	7 1/2	2 1/4	7 1/2	<b>71NX06228</b>
8	2	1500	10 1/8	2 1/4	9 1/2	<b>71NX08228</b>

**Cast Iron (01 Roller Bearing)**

3 1/4	2	700	5 1/4	1 7/16	8 1/4	<b>71CA03201</b>
4	2	1000	5 5/8	1 7/16	8 1/4	<b>71CA04201</b>
5	2	1300	6 1/2	1 1/2	9 1/4	<b>71CA05201</b>
6	2	1400	7 1/2	2 1/4	11 1/4	<b>71CA06201</b>
8	2	1500	10 1/8	2 1/4	14 1/2	<b>71CA08201</b>

**Heavy Duty Cast Iron (01 Roller Bearing)**

5	2	1500	6 1/2	1 1/2	10	<b>71CH05201</b>
6	2	1500	7 1/2	2 1/4	12	<b>71CH06201</b>
8	2	1500	10 1/8	2 1/4	15	<b>71CH08201</b>

**Drop Forged Steel (01 Roller Bearing)\***

4	1 1/2	1400	5 5/8	1 7/16	8 1/4	<b>71FS04101</b>
5	1 3/4	1500	6 1/2	1 1/2	10 1/4	<b>71FS05201</b>
6	2	1500	7 1/2	2 1/4	11 1/4	<b>71FS06201</b>

\*Tapered Roller bearings (09) available. Change "01" to other bearing code. (Example: 71FS04109).

**Ductile Iron Crowned Tread (01 Roller Bearing) NEW MODEL!**

5	2	1500	6 1/2	1 1/2	10	<b>71FR05201</b>
6	2	1500	7 1/2	2 1/4	12	<b>71FR06201</b>
8	2	1500	10 1/8	2 1/4	15	<b>71FR08201</b>

\*Straight Roller (01) and Precision Ball (28) available.  
(Tapered Roller example: 71FR05209).  
Note: Ductile Iron Flat Tread (FM) models available. Change FR wheel code to FM. Example: 71FM05201.

**Prevenz™ Antimicrobial Wheels**  
See notes below charts for availability.

# 72 Heavy Duty Casters

72 SERIES • CAPACITY TO 1600

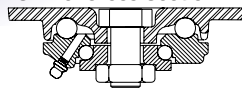


Heavy duty forged steel for extended life and rugged applications.

### TYPICAL APPLICATIONS

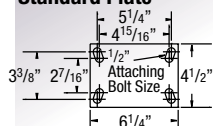
- Production racks and fixtures
- Live skids and Box trucks

### Swivel Cross Section

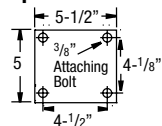


### MOUNTING PLATE

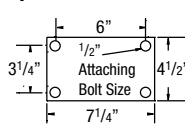
#### Standard Plate



#### Optional D Plate



#### Optional W Plate



### FEATURES

- **Top Plate:** Rugged AISI 1045 Drop forged steel for maximum strength
- **Swivel Section:** Double ball bearing coined "deep-groove" load and machined component thrust raceways
- **Legs:** 1/4" steel, engineered to increase strength and welded construction
- **King Bolt:** 3/4" diameter heat treated bolt and nut for enhanced load capacity
- **Axle:** 1/2" diameter, hollow, with lock nut. Solid axle on Delrin, precision ball, and Oilex bearings
- **Lubrication:** Zerk fitting in swivel section and in recessed head of hollow axle
- Alternate or custom caster configurations available

### RIG OPTIONS

- Neoprene **sealed swivel** section specify **NS72**
- **Heat treated raceway** specify **HT02**
- **Hollow axle** for plain bore, oilex and delrin applications specify **ZF07** (For up to 2" wide wheels)
- **NSF Listed** for food service industry specify **NSF**

### BRAKE OPTIONS

**Cam** specify **CB72**



**Face Brake** specify **FBB**

**Single Side** specify **SSB72**. **Double Sided** specify **DSB72**



**Poly Cam** specify **P**

**Wrap Around Brake** specify **WB72**

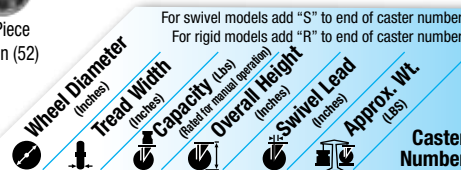
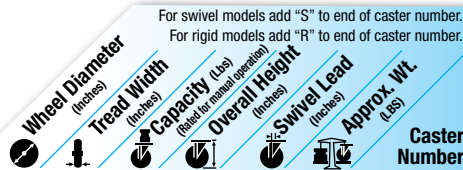


**Swivel Lock** (welded) specify **L**

Hand operated field installable swivel lock specify **SL720000** (Yokes must be notched)



### BEARING OPTIONS



### Moldon Rubber on Cast Iron (01, 07 Roller Bearing)

4	2	300	5 5/8	1 7/16	8	<b>72MR04201</b>
5	2	450	6 1/2	1 13/16	8 1/2	<b>72MR05201</b>
6	2	500	7 1/2	2 1/4	9	<b>72MR06201</b>
6	2 1/2	700	7 1/2	2 1/4	15 1/2	<b>72MR06407</b>
8	2	600	10 1/8	2 1/4	14	<b>72MR08201</b>
8	2 1/2	850	10 1/8	2 1/4	16 3/4	<b>72MR08407</b>
10	2 1/2	950	11 1/2	2 1/4	20 3/4	<b>72MR10407</b>

### Heavy Duty Moldon Rubber on Cast Iron (01, 07 Roller Bearing) NEW MODEL!

5	2	700	6 1/2	1 13/16	8 1/2	<b>72MH05201</b>
6	2	820	7 1/2	2 1/4	9	<b>72MH06201</b>
8	2	1000	10 1/8	2 1/4	14	<b>72MH08201</b>
8	2 1/2	1300	10 1/8	2 1/4	16 3/4	<b>72MH08407</b>
10	2 1/2	1500	11 1/2	2 1/4	20 3/4	<b>72MH10407</b>

### Moldon Rubber on Aluminum (01 Roller Bearing)

4	2	400	5 5/8	1 7/16	8	<b>72MD04201</b>
5	2	500	6 1/2	1 13/16	8 1/2	<b>72MD05201</b>
6	2	550	7 1/2	2 1/4	9	<b>72MD06201</b>
8	2	600	10 1/8	2 1/4	11 1/4	<b>72MD08201</b>

### X-tra Soft Flat Tread (01 Roller Bearing)\*

4	2	350	5 5/8	1 7/16	7 1/4	<b>72XS04201</b>
5	2	375	6 1/2	1 13/16	7 3/4	<b>72XS05201</b>
6	2	600	7 1/2	2 1/4	8 1/2	<b>72XS06201</b>
8	2	675	10 1/8	2 1/4	10 1/4	<b>72XS08201</b>

Prevenz™ antimicrobial models available. Add PREV to end of model.  
\*Precision Ball (28) and Delrin (51) Bearings available.  
Change "01" to other bearing code. Note: Capacity on 6x2 Precision Ball models decrease to 450lbs, 8x2 decreases to 500lbs.  
Delrin example: 72XS04251

### X-tra Soft Round Tread (01 Roller Bearing)\*

6	2	450	7 1/2	2 1/4	8 1/4	<b>72XR06201</b>
8	2	600	10 1/8	2 1/4	10 1/4	<b>72XR08201</b>

Prevenz™ antimicrobial models available. Add PREV to end of model.  
\*Precision Ball (28) and Delrin (51) Bearings available.  
Change "01" to other bearing code. Note: Capacity on 6x2 Precision Ball models decrease to 450lbs, 8x2 decreases to 500lbs.  
Delrin example: 72XR06251

### Pneumatic (27 Industrial Ball Bearing)

6	2	200	7 1/2	2 1/4	8 1/2	<b>72SF06227</b>
8	2	210	10 1/8	2 1/4	10 1/4	<b>72SF08227</b>

See Pneumatic Caster Section for more models.

For swivel models add "S" to end of caster number.  
For rigid models add "R" to end of caster number.

**Wheel Diameter** (Inches)

**Tread Width** (Inches)

**Capacity** (Lbs) (Based on manual operation)

**Overall Height** (Inches)

**Swivel Lead** (Inches)

**Approx. Wt.** (Lbs)

**Caster Number**

For swivel models add "S" to end of caster number.  
For rigid models add "R" to end of caster number.

**Wheel Diameter** (Inches)

**Tread Width** (Inches)

**Capacity** (Lbs) (Based on manual operation)

**Overall Height** (Inches)

**Swivel Lead** (Inches)

**Approx. Wt.** (Lbs)

**Caster Number**

**Polyurethane on Aluminum Crown Tread (01 Roller Bearing) POPULAR MODEL!**

	4	2	700	55/8	17/16	73/4	<b>72PD04201</b>
	5	2	1050	61/2	113/16	81/2	<b>72PD05201</b>
	6	2	1230	71/2	21/4	9	<b>72PD06201</b>
	8	2	1500	101/8	21/4	103/2	<b>72PD08201</b>

**Polyurethane on Cast Iron (01 Roller Bearing) NEW SIZES!**

	4	2	700	55/8	17/16	9	<b>72PI04201</b>
	5	2	1000	61/2	113/16	101/2	<b>72PI05201</b>
	6	2	1200	71/2	21/4	121/2	<b>72PI06201</b>
	6	2 1/2	1200	71/2	21/4	121/2	<b>72PI06401</b>
	8	2	1500	101/8	21/4	153/4	<b>72PI08201</b>
	8	2 1/2	1500	101/8	21/4	16	<b>72PI08401</b>
	10	2 1/2	1500	111/2	21/4	17	<b>72PI10401</b>

**Polyurethane on Aluminum Round Tread (28 Precision Ball Bearing)**

	5	2	1000	61/2	113/16	81/4	<b>72PM05228</b>
	6	2	1250	71/2	21/4	91/4	<b>72PM06228</b>
	8	2 1/2	1500	101/8	21/4	121/4	<b>72PM08228</b>

**Polyurethane on Cast Iron (07 Roller Bearing)**

	6	2 1/2	1600	71/2	21/4	133/4	<b>72PY06407</b>
	8	2 1/2	1600	101/8	21/4	171/2	<b>72PY08407</b>
	10	2 1/2	1600	111/2	21/4	19	<b>72PY10407</b>

Prevenz™ antimicrobial models available.  
Add PREV to end of caster number.

**Polyurethane on Polypropylene (01 Roller Bearing) POPULAR MODEL!**

	4	2	600	55/8	17/16	71/4	<b>72XA04201</b>
	5	2	750	61/2	113/16	73/4	<b>72XA05201</b>
	6	2	900	71/2	21/4	81/2	<b>72XA06201</b>
	8	2	1000	101/8	21/4	101/4	<b>72XA08201</b>

Prevenz™ antimicrobial models available.  
Add PREV to end of caster number.

**X-Treme™ Solid Polyurethane (01 Roller Bearing)\***

	4	2	1000	55/8	17/16	71/2	<b>72XI04201</b>
	5	2	1000	61/2	113/16	81/2	<b>72XI05201</b>
	6	2	1000	71/2	21/4	91/2	<b>72XI06201</b>
	8	2	1000	101/8	21/4	113/4	<b>72XI08201</b>

\*Drawn Cup Roller (02), Bronze (22), Pedestal Precision (29), Annular Ball (31) and Delrin (51) bearings available. Change "01" to other bearing code. Pedestal Precision example: 72XI04229.

**X-Treme™ Plus Solid Polyurethane (01 Roller Bearing)\***

	4	2	1400	55/8	17/16	71/2	<b>72XP04201</b>
	5	2	1200	61/2	113/16	81/2	<b>72XP05201</b>
	6	2	1400	71/2	21/4	91/2	<b>72XP06201</b>
	8	2	1200	101/8	21/4	10	<b>72XP08201</b>

Prevenz™ antimicrobial models available. Add PREV to end of model.  
\*Drawn Cup Roller (02), Bronze (22), Pedestal Precision (29), Annular Ball (31) and Delrin (51) bearings available. Change "01" to other bearing code. Pedestal Precision example: 72XP04229.

**Phenolic (01, 07 Roller Bearing)**

	4	2	800	55/8	17/16	71/2	<b>72TM04201</b>
	5	2	1000	61/2	113/16	81/2	<b>72TM05201</b>
	6	2	1200	71/2	21/4	91/2	<b>72TM06201</b>
	6	2 1/2	1600	71/2	21/4	103/4	<b>72TM06407</b>
	8	2	1400	101/8	21/4	113/4	<b>72TM08201</b>
	8	2 1/2	1600	101/8	21/4	131/4	<b>72TM08407</b>
	10	2 1/2	1600	111/2	21/4	15	<b>72TM10407</b>

**Maxim® (01 Roller Bearing)\***

	4	2	800	55/8	17/16	71/2	<b>72NG04201</b>
	5	2	1000	61/2	113/16	81/2	<b>72NG05201</b>
	6	2	1200	71/2	21/4	91/2	<b>72NG06201</b>
	8	2	1400	101/8	21/4	113/4	<b>72NG08201</b>

Prevenz™ antimicrobial models available. Add PREV to end of model.  
\*Drawn Cup Roller (02), Bronze (22), Pedestal Precision (29), Annular Ball (31) and Delrin (51) bearings available. Change "01" to other bearing code. Pedestal Precision example: 72NG04229.

**Maxim® NR Noise Reduction (01/07 Roller Bearing)\* NEW MODEL!**

	4	2	800	55/8	17/16	71/2	<b>72NR04201</b>
	5	2	1000	61/2	113/16	81/2	<b>72NR05201</b>
	6	2	1200	71/2	21/4	91/2	<b>72NR06201</b>
	8	2	1400	101/8	21/4	113/4	<b>72NR08201</b>
	10	2 1/2	1500	111/2	21/4	13	<b>72NR10407</b>

\*Drawn Cup Roller (02), Bronze (22), Pedestal Precision (29), Annular Ball (31) and Delrin (51) bearings available. Change "01" to other bearing code. Pedestal Precision example: 72NR04229.

**Trionix™ High Impact Polymer (28 Precision Ball Bearing)**

	8	2	1600	101/8	21/4	101/2	<b>72NY08228</b>
--	---	---	------	-------	------	-------	------------------

**Trionix™ NX High Impact Polymer (28 Precision Ball Bearing) NEW MODEL!**

	4	2	1600	55/8	17/16	9	<b>72NX04228</b>
	5	2	1600	61/2	113/16	101/2	<b>72NX05228</b>
	6	2	1600	71/2	21/4	121/2	<b>72NX06228</b>
	8	2	1600	101/8	21/4	153/4	<b>72NX08228</b>

For 2-1/2" tread width models change 7th number from 2 to 4 (Example: 72NX04428).

**Cast Iron (01, 07 Roller Bearing)**

	4	2	1000	55/8	17/16	91/4	<b>72CA04201</b>
	5	2	1300	61/2	113/16	103/4	<b>72CA05201</b>
	6	2	1400	71/2	21/4	123/4	<b>72CA06201</b>
	6	2 1/2	1600	71/2	21/4	161/2	<b>72CA06407</b>
	8	2	1600	101/8	21/4	16	<b>72CA08201</b>
	8	2 1/2	1600	101/8	21/4	181/4	<b>72CA08407</b>

**Heavy Duty Cast Iron (01 Roller Bearing)**

	5	2	1500	61/2	113/16	113/4	<b>72CH05201</b>
	6	2	1600	71/2	21/4	14	<b>72CH06201</b>
	8	2	1600	101/8	21/4	17	<b>72CH08201</b>

**Drop Forged Steel (01 Roller Bearing)\***

	4	1 1/2	1400	55/8	17/16	91/4	<b>72FS04101</b>
	5	1 3/4	1500	61/2	113/16	12	<b>72FS05201</b>
	6	2	1500	71/2	21/4	13	<b>72FS06201</b>

\*Tapered Roller bearings (09) available. Change "01" to other bearing code. (Example: 72FS04109).

**Ductile Iron Crowned Tread (01 Roller Bearing)\* NEW MODEL!**

	5	2	1500	61/2	113/16	113/4	<b>72FR05201</b>
	6	2	1600	71/2	21/4	14	<b>72FR06201</b>
	8	2	1600	101/8	21/4	17	<b>72FR08201</b>

\*Tapered Roller (09) and Precision Ball (28) available. (Tapered Roller example: 72FR05209).  
For 2-1/2" tread width models change 7th number from 2 to 4 (Example: 72FR05401).  
Note: Ductile Iron Flat Tread (FM) models available. Change FR wheel code to FM. Example: 72FM05201.



# 78 Heavy Duty Casters

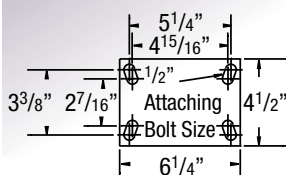


Castors are drop forged and made for those unusual jobs requiring constant swiveling or abilities to withstand shock or impact. Fitted with drop-forged steel wheels, these castors will withstand severe applications.

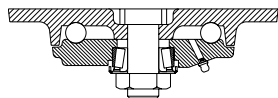
### TYPICAL APPLICATIONS

- Conveyor-drawn tow-trucks
- Heavy duty bakery racks
- Production dollies
- Heavy duty dough troughs

### MOUNTING PLATE



### Swivel Cross Section



### FEATURES

- **Top Plate:** AISI 1045 drop-forged steel for enhanced strength
- **Swivel Section:** Ball bearing load with a heat treated deep-groove raceway for added strength and wear
- **Thrust bearing:** thrust bearing has a tapered roller bearing to insure proper adjustment and alignment of load raceways
- **Legs:** 3/8" steel formed to increase strength and welded to the yoke.
- **King Bolt:** 3/4" diameter heat treated bolt and nut for enhanced load capacity
- **Axle:** 1/2" diameter, hollow, with lock nut. 2-1/2" tread width wheels have solid axle
- Alternate or custom caster configurations available

### BEARING OPTIONS



### RIG OPTIONS

- Neoprene **sealed swivel** section specify **NS78**

### BRAKE OPTIONS

**Poly Cam**  
specify **P**



**Single Side** specify **SSB78**. **Double Sided** specify **DSB78**

**Swivel Lock**  
(welded)  
specify **L**



Hand operated field installable swivel lock specify **SL720000** (Yokes must be notched)

For swivel models add "S" to end of caster number.  
For rigid models add "R" to end of caster number.

Wheel Diameter (Inches)	Tread Width (Inches)	Capacity (Lbs) (Based on manual operation)	Overall Height (Inches)	Swivel Lead (Inches)	Approx. Wt. (Lbs)	Caster Number
-------------------------	----------------------	---	-------------------------	----------------------	-------------------	---------------

For swivel models add "S" to end of caster number.  
For rigid models add "R" to end of caster number.

Wheel Diameter (Inches)	Tread Width (Inches)	Capacity (Lbs) (Based on manual operation)	Overall Height (Inches)	Swivel Lead (Inches)	Approx. Wt. (Lbs)	Caster Number
-------------------------	----------------------	---	-------------------------	----------------------	-------------------	---------------

### Pneumatic (27 Industrial Ball Bearing)

6	2	200	8	2	11 1/2	<b>78SF06227</b>
8	2	210	10 1/2	2	13 1/4	<b>78SF08227</b>

### Polyurethane on Aluminum Round Tread (28 Precision Ball Bearing)

5	2	1000	7 1/4	2	10 1/4	<b>78PM05228</b>
6	2	1250	8	2	11 1/4	<b>78PM06228</b>
8	2	1500	10 1/2	2	14 1/4	<b>78PM08228</b>

### Polyurethane on Aluminum Crown Tread (01 Roller Bearing) POPULAR MODEL!

4	2	700	6	1 5/8	10 1/4	<b>78PD04201</b>
5	2	1050	7 1/4	2	10 3/4	<b>78PD05201</b>
6	2	1230	8	2	11 1/4	<b>78PD06201</b>
8	2	1500	10 1/2	2	12 1/4	<b>78PD08201</b>

### Polyurethane on Cast Iron (07 Roller Bearing)

6	2 1/2	1600	8	2	15 3/4	<b>78PY06407</b>
8	2 1/2	1600	10 1/2	2	18 1/4	<b>78PY08407</b>

Prevenz™ antimicrobial models available.  
Add PREV to end of model.

### Polyurethane on Cast Iron (01 & 07 Roller Bearing)

						NEW SIZES!
4	2	700	6	1 5/8	12	<b>78PI04201</b>
5	2	1000	7 1/4	2	12	<b>78PI05201</b>
6	2	1200	8	2	15	<b>78PI06201</b>
6	2 1/2	1200	8	2	15	<b>78PI06407</b>
8	2	1500	10 1/2	2	17 1/4	<b>78PI08201</b>
8	2 1/2	1500	10 1/2	2	17 1/4	<b>78PI08407</b>

### X-Treme™ Plus Solid Polyurethane (01 Roller Bearing)\*

4	2	1400	6	1 5/8	10 1/2	<b>78XP04201</b>
5	2	1200	7 1/4	2	11	<b>78XP05201</b>
6	2	1400	8	2	12	<b>78XP06201</b>
8	2	1200	10 1/2	2	13 1/4	<b>78XP08201</b>

Prevenz™ antimicrobial models available. Add PREV to end of model.  
\*Drawn Cup Roller (02), Bronze (22), Pedestal Precision (29), Annular Ball (31) and Delrin (51) bearings available. Change "01" to other bearing code. Pedestal Precision example: 78XP04229.

For swivel models add "S" to end of caster number.  
For rigid models add "R" to end of caster number.

<b>Wheel Diameter</b> (Inches)	<b>Tread Width</b> (Inches)	<b>Capacity</b> (Lbs) <small>(Based on manual operation)</small>	<b>Overall Height</b> (Inches)	<b>Swivel Lead</b> (Inches)	<b>Approx. Wt.</b> (Lbs)	<b>Caster Number</b>
-----------------------------------	--------------------------------	--	-----------------------------------	--------------------------------	-----------------------------	----------------------

For swivel models add "S" to end of caster number.  
For rigid models add "R" to end of caster number.

<b>Wheel Diameter</b> (Inches)	<b>Tread Width</b> (Inches)	<b>Capacity</b> (Lbs) <small>(Based on manual operation)</small>	<b>Overall Height</b> (Inches)	<b>Swivel Lead</b> (Inches)	<b>Approx. Wt.</b> (Lbs)	<b>Caster Number</b>
-----------------------------------	--------------------------------	--	-----------------------------------	--------------------------------	-----------------------------	----------------------

**Phenolic (01, 07 Roller Bearing)**



4	2	800	6	15/8	10 1/2	<b>78TM04201</b>
5	2	1000	7 1/4	2	11	<b>78TM05201</b>
6	2	1200	8	2	12	<b>78TM06201</b>
6	2 1/2	1500	8	2	13	<b>78TM06407</b>
8	2	1400	10 1/2	2	13 1/4	<b>78TM08201</b>
8	2 1/2	1600	10 1/2	2	14 3/4	<b>78TM08407</b>

TM

**Maxim® (01 Roller Bearing)\***



4	2	800	6	15/8	10 1/2	<b>78NG04201</b>
5	2	1000	7 1/4	2	11	<b>78NG05201</b>
6	2	1200	8	2	12	<b>78NG06201</b>
8	2	1400	10 1/2	2	13 1/4	<b>78NG08201</b>

Prevenz™ antimicrobial models available. Add PREV to end of model.

\*Drawn Cup Roller (02), Bronze (22), Pedestal Precision (29), Annular Ball (31) and Delrin (51) bearings available. Change "01" to other bearing code. Pedestal Precision example: 78NG04229.

NG

**Maxim® NR Noise Reduction (01 Roller Bearing)\***

**NEW MODEL!**



4	2	800	6	15/8	10 1/2	<b>78NR04201</b>
5	2	1000	7 1/4	2	11	<b>78NR05201</b>
6	2	1200	8	2	12	<b>78NR06201</b>
8	2	1400	10 1/2	2	13 1/4	<b>78NR08201</b>

\*Drawn Cup Roller (02), Bronze (22), Pedestal Precision (29), Annular Ball (31) and Delrin (51) bearings available. Change "01" to other bearing code. Pedestal Precision example: 78NR04229.

NR

**Trionix™ High Impact Polymer (28 Precision Ball Bearing)**



8	2	1750	10 1/2	2	12 1/2	<b>78NY08228</b>
---	---	------	--------	---	--------	------------------

NY

**Trionix™ NX High Impact Polymer (Precision Ball Bearings) NEW MODEL!**



4	2	2000	6	15/8	12	<b>78NX04228</b>
5	2	2000	7 1/4	2	12	<b>78NX05228</b>
6	2	2000	8	2	15	<b>78NX06228</b>
6	2 1/2	2000	8	2	15	<b>78NX06428</b>
8	2	2000	10 1/2	2	17 1/4	<b>78NX08228</b>
8	2 1/2	2000	10 1/2	2	17 1/4	<b>78NX08428</b>

NX

**Cast Iron (01, 07 Roller Bearing)**



4	2	1000	6	15/8	12 1/4	<b>78CA04201</b>
5	2	1300	7 1/4	2	13 1/2	<b>78CA05201</b>
6	2	1400	8	2	15 1/2	<b>78CA06201</b>
6	2 1/2	1600	8	2	16 3/4	<b>78CA06407</b>
8	2	1800	10 1/2	2	17 3/4	<b>78CA08201</b>
8	2 1/2	1800	10 1/2	2	19 1/2	<b>78CA08407</b>

CA

**Heavy Duty Cast Iron (01 Roller Bearing)**



5	2	1500	7 1/4	2	13 3/4	<b>78CH05201</b>
6	2	1700	8	2	15 1/2	<b>78CH06201</b>
8	2	1800	10 1/2	2	17 1/4	<b>78CH08201</b>

CH

**Dropped Forged Steel (01 Roller Bearing)**

4	1 1/2	1400	6	15/8	9 1/4	<b>78FS04101</b>
5	1 3/4	1500	7 1/4	2	12	<b>78FS05201</b>
6	2	1500	8	2	13	<b>78FS06201</b>

**Dropped Forged Steel (09 Tapered Roller Bearing)**



5	1 3/4	1800	7 1/4	2	12	<b>78FS05209</b>
6	2	2000	8	2	13	<b>78FS06209</b>

FS

**Ductile Iron Crowned Tread (01 Roller Bearing)**

**NEW MODEL!**



5	2	1500	7 1/4	2	14	<b>78FR05201</b>
6	2	1700	8	2	15 1/2	<b>78FR06201</b>
8	2	1800	10 1/2	2	17 1/4	<b>78FR08201</b>

\*Straight Roller (01) and Precision Ball (28) available. (Tapered Roller example: 78FR05209).

For 2-1/2" tread width models change 7th number from 2 to 4 (Example: 78FR05401).

FR, FM

Note: Ductile Iron Flat Tread (FM) models available. Change FR wheel code to FM. Example: 78FM05201.

**Prevenz™ Antimicrobial Wheels**

The EPA registered and FDA compliant antimicrobial additive used in Prevenz™ wheels is designed to suppress the growth of a variety of destructive and odor causing microbes including bacteria, molds, mildew and fungi. These wheels are suitable for a variety of applications including medical equipment, food equipment, pharmaceutical, chemical, meat & poultry, processing plants and more. To order add "PREV" to end of caster number.



# 81

## Heavy Duty Casters

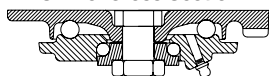


The 81 series is drop forged and recommended for the heaviest manually moved loads or for medium duty power drawn equipment. Consult factory for all power drawn applications.

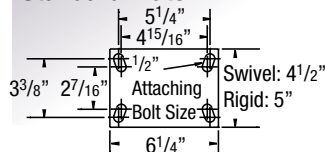
### TYPICAL APPLICATIONS

- Conveyor-drawn tow-trucks
- Heavy duty bakery racks
- Production dollies
- Heavy duty dough troughs

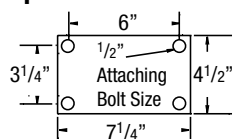
### Swivel Cross Section



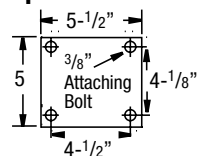
### MOUNTING PLATE Standard Plate



### Optional W Plate




### Optional D Plate



### FEATURES

- **Top Plate:** Rugged AISI 1045 Drop forged steel for maximum strength
- **Swivel Section:** Double ball bearing coined "deep-groove" load and machined component thrust raceways
- **Legs:** 3/8" steel, engineered to increase strength and welded construction
- **King Bolt:** 3/4" diameter heat treated bolt and nut for enhanced load capacity
- **Axle:** 3/4" diameter, hollow, with lock nut.
- **Lubrication:** Zerk fitting in swivel section and in recessed head of hollow axle
- Alternate or custom caster configurations available

### BEARING OPTIONS



### RIG OPTIONS

- Neoprene **Sealed swivel** section specify **NS81**

### BRAKE OPTIONS

**Poly Cam**  
specify **P**



**Single Side** specify **SSB81**. **Double Sided** specify **DSB81**

**Face Contact**  
specify **F**



**Wrap Around**  
specify **WB81**

**New! Face Brake**  
specify **FBB**



**Welded Swivel Lock**  
specify **L**



**Hand Operated Detachable Swivel Lock**  
specify **SL810000**  
(Yokes must be notched)



For swivel models add "S" to end of caster number.  
For rigid models add "R" to end of caster number.

Wheel Diameter (Inches)	Tread Width (Inches)	Capacity (Lbs) (Ratings for manual operation)	Overall Height (Inches)	Swivel Lead (Inches)	Approx. Wt. (Lbs)	Caster Number
-------------------------	----------------------	--	-------------------------	----------------------	-------------------	---------------

### Moldon Rubber on Cast Iron (01 Roller Bearing)

6	2 1/2	700	7 5/8	3	20 1/2	<b>81MR06401</b>
6	3	750	7 5/8	3	21 3/4	<b>81MR06501</b>
8	2 1/2	850	10 1/8	3	20 1/4	<b>81MR08401</b>
8	3	900	10 1/8	3	22 1/4	<b>81MR08501</b>
10	2 1/2	950	11 1/2	3 1/2	24 1/2	<b>81MR10401</b>
10	3	1000	11 1/2	3 1/2	25 1/4	<b>81MR10501</b>
12	3	1200	13 1/2	3	30 3/4	<b>81MR12501</b>

### X-tra Soft Round Tread (01 Roller Bearing)\*

10	2 1/2	850	11 1/2	3 1/2	14 1/2	<b>81XR10401</b>
----	-------	-----	--------	-------	--------	------------------

Prevenz™ antimicrobial models available. Add PREV to end of model.  
\*Precision Ball (28) bearings available. Change "01" to other bearing code. Precision example: 81XS10428

### Polyurethane on Aluminum (01 Roller Bearing)

4	3 1/4	1200	5 1/2	2	15	<b>81PA04501</b>
---	-------	------	-------	---	----	------------------

### Polyurethane on Aluminum (01 Roller Bearing)

8	2 1/2	2000	10 1/8	3	20 1/4	<b>81PD08401</b>
8	3	2000	10 1/8	3	20 1/4	<b>81PD08501</b>
10	2 1/2	2000	11 1/2	3 1/2	24 1/2	<b>81PD10401</b>
10	3	2000	11 1/2	3 1/2	24 1/2	<b>81PD10501</b>

### Polyurethane on Cast Iron (01 Roller Bearing)

3 1/4	3 1/4	850	5 1/8	2	12	<b>81PY03501</b>
5	2 1/2	1290	6 1/2	2 1/4	15	<b>81PY05401</b>
6	2 1/2	1620	7 5/8	1 1/2	20 1/2	<b>81PY06401</b>
6	3	2000	7 5/8	1 1/2	26	<b>81PY06501</b>
8	2 1/2	2000	10 1/8	2 1/4	22 1/2	<b>81PY08401</b>
8	3	2000	10 1/8	2 1/4	22 1/4	<b>81PY08501</b>
10	3	2000	11 1/2	2 1/2	31	<b>81PY10501</b>
12	2 1/2	2000	13 1/2	3	31 1/2	<b>81PY12401</b>
12	3	2000	13 1/2	3	40	<b>81PY12501</b>

Prevenz™ antimicrobial models available. Add PREV to end of model.

### Polyurethane on Iron (01 Roller Bearing)

6	2 1/2	1600	7 5/8	1 1/2	20 1/2	<b>81PI06401</b>
6	3	2000	7 5/8	1 1/2	26	<b>81PI06501</b>
8	2 1/2	2000	10 1/8	2 1/4	22 1/2	<b>81PI08401</b>
8	3	2000	10 1/8	2 1/4	22 1/4	<b>81PI08501</b>
10	3	2000	11 1/2	2 1/2	31	<b>81PI10501</b>
12	2 1/2	2000	13 1/2	3	31 1/2	<b>81PI12401</b>
12	3	2000	13 1/2	3	40	<b>81PI12501</b>

For swivel models add "S" to end of caster number.  
For rigid models add "R" to end of caster number.

**Wheel Diameter** (Inches)

**Tread Width** (Inches)

**Capacity** (Lbs)  
(Based on normal operation)

**Overall Height** (Inches)

**Swivel Lead** (Inches)

**Approx. Wt.** (Lbs)

**Caster Number**

For swivel models add "S" to end of caster number.  
For rigid models add "R" to end of caster number.

**Wheel Diameter** (Inches)

**Tread Width** (Inches)

**Capacity** (Lbs)  
(Based on normal operation)

**Overall Height** (Inches)

**Swivel Lead** (Inches)

**Approx. Wt.** (Lbs)

**Caster Number**

**Thick Tread Polyurethane (01 Roller Bearing)**

	6	3	2000	75/8	11/2	26	<b>81PX06501</b>
	8	3	2000	101/8	21/4	221/4	<b>81PX08501</b>
	10	3	2000	111/2	21/2	31	<b>81PX10501</b>
	12	3	2000	131/2	3	40	<b>81PX12501</b>

PX Prevenz™ antimicrobial models available. Add PREV to end of model.

**Vulkollan on Cast Iron (09 Roller Bearing)\***

	6	2 1/2	2000	75/8	11/2	20 1/2	<b>81VY06409</b>
	8	3	2000	75/8	11/2	26	<b>81VY06509</b>
	8	2 1/2	2000	101/8	2 1/4	22 1/2	<b>81VY08409</b>
	8	3	2000	101/8	2 1/4	22 1/4	<b>81VY08509</b>
10	3	2000	11 1/2	2 1/2	31	<b>81VY10509</b>	

VY \*Roller (01) and Precision Ball (28) Bearings available.  
Change "09" to bearing code. Roller example: 81VY06401

**Vulkollan Thick Tread Polyurethane (09 Roller Bearing)\***

	6	3	2000	75/8	11/2	26	<b>81VX06509</b>
	8	3	2000	101/8	2 1/4	22 1/4	<b>81VX08509</b>
	10	3	2000	11 1/2	2 1/2	31	<b>81VX10509</b>

VX \*Roller (01) and Precision Ball (28) Bearings available.  
Change "09" to bearing code. Roller example: 81VX06401

**X-treme Plus Solid Polyurethane (01 Roller Bearing)\***

	8	2 1/2	2000	101/8	2 1/4	22 1/2	<b>81XP08401</b>
	8	3	2000	101/8	2 1/4	22 1/4	<b>81XP08501</b>
	10	2 1/2	2000	11 1/2	2 1/2	24 1/2	<b>81XP10401</b>
	10	3	2000	11 1/2	2 1/2	31	<b>81XP10501</b>

XP Prevenz™ antimicrobial models available. Add PREV to end of model.  
\*Precision Ball (28) Bearings available.  
Change "01" to bearing code. Example: 81XP06428

**Phenolic (01 Roller Bearing)**

	6	2 1/2	1600	75/8	11/2	14 1/4	<b>81TM06401</b>
	6	3	2000	75/8	11/2	14 3/4	<b>81TM06501</b>
	8	2 1/2	2000	101/8	2 1/4	16 3/4	<b>81TM08401</b>
	8	3	2000	101/8	2 1/4	17 3/4	<b>81TM08501</b>
	10	3	2000	11 1/2	2 1/2	20 1/2	<b>81TM10501</b>
	12	3	2000	13 1/2	3	22 1/2	<b>81TM12501</b>

**Trionix™ High Impact Polymer (28 Precision Ball Bearing)**

	10	3	2000	11 1/2	2 1/2	20 1/2	<b>81NY10528</b>
--	----	---	------	--------	-------	--------	------------------

**Trionix™ High Impact Polymer (28 Precision Ball Bearing)**

	6	2 1/2	2000	75/8	11/2	15	<b>81NX06428</b>
	6	3	2000	75/8	11/2	16	<b>81NX06528</b>
	8	2 1/2	2000	101/8	2 1/4	17	<b>81NX08428</b>
	8	3	2000	101/8	2 1/4	18	<b>81NX08528</b>
	10	2 1/2	2000	11 1/2	3 1/2	19 3/4	<b>81NX10428</b>
	10	3	2000	11 1/2	2 1/2	21	<b>81NX10528</b>

**Cast Iron (01 Roller Bearing)**

	4	3	2000	5 1/2	2	17 3/4	<b>81CA04501</b>
	5	2 1/2	2000	6 1/2	2 1/4	19 1/2	<b>81CA05401</b>
	6	2 1/2	2000	7 5/8	1 1/2	20 1/4	<b>81CA06401</b>
	8	3	2000	10 1/8	2 1/4	26 1/2	<b>81CA08501</b>
	10	3	2000	11 1/2	2 1/2	27 1/2	<b>81CA10501</b>

**Drop Forged Steel (01 Roller Bearing)**

	6	2 1/2	2000	75/8	11/2	21 3/4	<b>81FS06401</b>
	8	3	2000	10 1/8	2 1/4	26 1/2	<b>81FS08501</b>

**V-Grooved Cast Iron (01 Roller Bearing)**

	6	2 1/2	2000	75/8	11/2	20 1/4	<b>81VG06401</b>
	8	3	2000	10 1/8	2 1/4	26 1/2	<b>81VG08501</b>
	10	3	2000	11 1/2	2 1/2	27 1/2	<b>81VG10501</b>

**Ductile Iron Crowned Tread (01 Roller Bearing)\***

	6	2 1/2	2000	75/8	11/2	20 1/4	<b>81FR06401</b>
	8	3	2000	10 1/8	2 1/4	26 1/2	<b>81FR08501</b>
	10	3	2000	11 1/2	2 1/2	27 1/2	<b>81FR10501</b>

\*Straight Roller (01) and Precision Ball (28) available.  
(Tapered Roller example: 81FR06409).  
Ductile Iron Flat Tread (FM) and V-Groove (VM) models available.  
Change FR wheel code to FM or VM. Example: 81FM06401.

**Prevenz™ Antimicrobial Wheels**

The EPA registered and FDA compliant antimicrobial additive used in Prevenz™ wheels is designed to suppress the growth of a variety of destructive and odor causing microbes including bacteria, molds, mildew and fungi. These wheels are suitable for a variety of applications including medical equipment, food equipment, pharmaceutical, chemical, meat & poultry, processing plants and more. To order add "PREV" to end of model number.



# 84

## Heavy Duty Casters

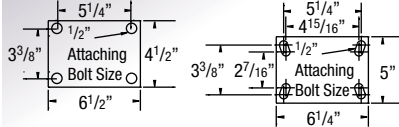


These precision engineered casters are designed for constant swiveling or for service where shock and impact loads might damage less rugged casters.

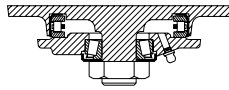
### TYPICAL APPLICATIONS

- Conveyor Operations
- Heavy Fixtures
- Drag Line Operations
- Die Trucks
- Automotive

### MOUNTING PLATE



### Swivel Cross Section



### FEATURES

- **Top Plate Yoke Base:** Precision machined from AISI 1045 drop forged steel for maximum reliability
- **Swivel Load Bearing:** 4" diameter precision tapered roller bearing. The forged top plate skirt affords additional labyrinth seal to keep out dirt and contaminants
- **Component Thrust Bearing:** 1" tapered roller bearing for increased capacity for towed applications
- **Legs:** 3/8" steel plate formed to increase strength
- **Swivel Yoke:** Reinforced at top with heavy vertical gusset to strengthen yoke base
- **King bolt:** Integrally forged with top plate. Machined and threaded.
- **Axle:** 3/4" diameter hollow axle with lock nut
- **Lubrication:** Zerk fitting in swivel section and in recessed head of hollow axle
- Alternate or custom caster configurations available

### BRAKE OPTIONS

**Poly Cam**  
specify **P**



**Single Side** specify **SSB84**. **Double Sided** specify **DSB84**



**Face Contact**  
specify **F**



**Wrap Around**  
specify **WB84**



**NEW! Face Brake**  
specify **FBB**




**Welded Swivel Lock**  
specify **L**



Hand operated field installable **Swivel Lock**  
specify **SL810000**  
(Yokes must be notched)



### BEARING OPTIONS



Straight Roller (01)

Tapered Roller (09)

Precision Ball (28)

<b>Wheel Diameter</b> (Inches)	<b>Tread Width</b> (Inches)	<b>Capacity</b> (Lbs) (Based on manual operation)	<b>Overall Height</b> (Inches)	<b>Swivel Lead</b> (Inches)	<b>Approx. Wt.</b> (Lbs)	<b>Caster Number</b>
6	3	750	8 1/2	1 5/8	21	<b>84MR06501</b>
8	3	900	10 1/2	1 5/8	23 3/4	<b>84MR08501</b>

### Moldon Rubber on Cast Iron (01 Roller Bearing)

<b>MR</b>	6	3	750	8 1/2	1 5/8	21	<b>84MR06501</b>
	8	3	900	10 1/2	1 5/8	23 3/4	<b>84MR08501</b>

### Polyurethane on Aluminum (01 Roller Bearing)

<b>PD</b>	8	2 1/2	2010	10 1/2	1 5/8	24 1/4	<b>84PD08401</b>
	8	3	3000	10 1/2	1 5/8	24 1/4	<b>84PD08501</b>

### Polyurethane on Cast Iron (01 Roller Bearing)\*

<b>PY</b>	5	3	1530	8	1 5/8	21 1/2	<b>84PY05501</b>
	6	2 1/2	1620	8 1/2	1 5/8	22 1/4	<b>84PY06401</b>
	6	3	2040	8 1/2	1 5/8	24	<b>84PY06501</b>
	8	2 1/2	2010	10 1/2	1 5/8	24 1/4	<b>84PY08401</b>
	8	3	2520	10 1/2	1 5/8	28	<b>84PY08501</b>

\* (09) Tapered Roller Bearings available.

Change "01" to bearing code. Roller example: 84PY05509  
Prevenz™ antimicrobial models available. Add PREV to end of model.

<b>Wheel Diameter</b> (Inches)	<b>Tread Width</b> (Inches)	<b>Capacity</b> (Lbs) (Based on manual operation)	<b>Overall Height</b> (Inches)	<b>Swivel Lead</b> (Inches)	<b>Approx. Wt.</b> (Lbs)	<b>Caster Number</b>
6	2 1/2	1620	8 1/2	1 5/8	22	<b>84PX06401</b>
6	3	2040	8 1/2	1 5/8	23 1/2	<b>84PX06501</b>
8	2 1/2	2010	10 1/2	1 5/8	26	<b>84PX08401</b>
8	3	2520	10 1/2	1 5/8	28	<b>84PX08501</b>

### Thick Tread Polyurethane (01 Roller Bearing)\*

<b>PX</b>	6	2 1/2	1620	8 1/2	1 5/8	22	<b>84PX06401</b>
	6	3	2040	8 1/2	1 5/8	23 1/2	<b>84PX06501</b>
	8	2 1/2	2010	10 1/2	1 5/8	26	<b>84PX08401</b>
	8	3	2520	10 1/2	1 5/8	28	<b>84PX08501</b>

\* (09) Tapered Roller Bearings available.

Change "01" to bearing code. Roller example: 84PX05509  
Prevenz™ antimicrobial models available. Add PREV to end of model.

### Vulkollan on Cast Iron (01 Roller Bearing)\*

<b>VY</b>	6	2 1/2	2350	8 1/2	1 5/8	22 1/4	<b>84VY06401</b>
	6	3	3000	8 1/2	1 5/8	24	<b>84VY06501</b>
	8	2 1/2	2900	10 1/2	1 5/8	24 1/4	<b>84VY08401</b>
	8	3	3500	10 1/2	1 5/8	28	<b>84VY08501</b>

\* (09) Tapered Roller Bearings available.

Change "01" to bearing code. Roller example: 84VY06409

### Polyurethane on Cast Iron (01 Roller Bearing)

<b>PI</b>	6	2 1/2	1600	8 1/2	1 5/8	22 1/4	<b>84PI06401</b>
	6	3	2000	8 1/2	1 5/8	24	<b>84PI06501</b>
	8	2 1/2	2000	10 1/2	1 5/8	24 1/4	<b>84PI08401</b>
	8	3	2500	10 1/2	1 5/8	28	<b>84PI08501</b>

For swivel models add "S" to end of caster number.  
For rigid models add "R" to end of caster number.

**Wheel Diameter** (Inches)

**Tread Width** (Inches)

**Capacity** (Lbs) (Based on manual operation)

**Overall Height** (Inches)

**Swivel Lead** (Inches)

**Approx. Wt.** (Lbs)

**Caster Number**

For swivel models add "S" to end of caster number.  
For rigid models add "R" to end of caster number.

**Wheel Diameter** (Inches)

**Tread Width** (Inches)

**Capacity** (Lbs) (Based on manual operation)

**Overall Height** (Inches)

**Swivel Lead** (Inches)

**Approx. Wt.** (Lbs)

**Caster Number**

**Vulkollan Thick Tread (01 Roller Bearing)\*** **NEW MODEL!**

6	2 1/2	2350	8 1/2	1 5/8	23/4	<b>84VX06401</b>
6	3	3000	8 1/2	1 5/8	25	<b>84VX06501</b>
8	2 1/2	2900	10 1/2	1 5/8	25 1/4	<b>84VX08401</b>
8	3	3500	10 1/2	1 5/8	29	<b>84VX08501</b>

**VX**

\* (09) Tapered Roller Bearings available.  
Change "01" to bearing code. Roller example: 84VX06409

**Cast Iron (01 Roller Bearing)\***

5	2 1/2	2300	8	1 5/8	20 1/2	<b>84CA05401</b>
6	2 1/2	2300	8 1/2	1 5/8	21 3/4	<b>84CA06401</b>
6	3	2300	8 1/2	1 5/8	23 1/4	<b>84CA06501</b>
8	2 1/2	2300	10 1/2	1 5/8	26 1/4	<b>84CA08401</b>
8	3	2800	10 1/2	1 5/8	28	<b>84CA08501</b>

**CA**

\* (09) Tapered Roller Bearings available.  
Change "01" to bearing code. Roller example: 84CA05409

**X-treme Plus Solid Polyurethane (28 Precision Ball Bearing)**

8	2 1/2	2000	10 1/2	1 5/8	17	<b>84XP08428</b>
8	3	2000	10 1/2	1 5/8	18	<b>84XP08528</b>

**XP**

Prevenz™ antimicrobial models available. Add PREV to end of model.

**Drop Forged Steel (01 Roller Bearings)\***

6	2 1/2	3500	8 1/2	1 5/8	23 1/4	<b>84FS06401</b>
8	2 1/2	3500	10 1/2	1 5/8	30	<b>84FS08401</b>
8	3	3500	10 1/2	1 5/8	30 1/2	<b>84FS08501</b>

**FS**

\* (09) Tapered Roller Bearings available.  
Change "01" to bearing code. Roller example: 84PY06409

**Phenolic (01 Roller Bearing)**

6	2 1/2	1600	8 1/2	1 5/8	13 1/4	<b>84TM06401</b>
6	3	2000	8 1/2	1 5/8	14 1/4	<b>84TM06501</b>
7	3	2200	10	1 5/8	18 1/2	<b>84TM07501</b>
8	2 1/2	2000	10 1/2	1 5/8	16	<b>84TM08401</b>
8	3	2500	10 1/2	1 5/8	17	<b>84TM08501</b>

**TM**

**V-Grooved Cast Iron (01 Roller Bearings)\***

6	2 1/2	2500	8 1/2	1 5/8	21	<b>84VG06401</b>
8	2 1/2	2500	10 1/2	1 5/8	25	<b>84VG08401</b>
8	3	2500	10 1/2	1 5/8	26 1/2	<b>84VG08501</b>

**VG**

\* (09) Tapered Roller Bearings available.  
Change "01" to bearing code. Roller example: 84VG06409

**Laminated Phenolic (01 Roller Bearing)**

6	3	2000	8 1/2	1 5/8	16 1/2	<b>84TL06501</b>
7	3	2200	10	1 5/8	18 1/2	<b>84TL07501</b>
8	3	2500	10 1/2	1 5/8	19 1/2	<b>84TL08501</b>

**TL**

**Ductile Iron Crowned Tread (01 Roller Bearing)\*** **NEW MODEL!**

6	2 1/2	3500	8 1/2	1 5/8	22	<b>84FR06401</b>
6	3	3500	8 1/2	1 5/8	23 1/4	<b>84FR06501</b>
8	3	3500	10 1/2	1 5/8	28	<b>84FR08501</b>

**FR, FM**

\*Straight Roller (01) and Precision Ball (28) available.  
(Tapered Roller example: 84FR06409).  
Ductile Iron Flat Tread (**FM**) and V-Groove (**VM**) models available.  
Change **FR** wheel code to **FM** or **VM**. Example: 84FM06401.

**Trionix™ High Impact Polymer (28 Precision Ball Bearing)** **NEW MODEL!**

6	2 1/2	3500	8 1/2	1 5/8	14 1/4	<b>84NX06428</b>
6	3	3500	8 1/2	1 5/8	15	<b>84NX06528</b>
8	2 1/2	3500	10 1/2	1 5/8	16 1/2	<b>84NX08428</b>
8	3	3500	10 1/2	1 5/8	17 1/2	<b>84NX08528</b>

**NX**

**POLYURETHANE EXPERTS**

Albion Industries knows polyurethane. With more than 50 years experience leading the caster and wheel industry, our customers are depending on us to keep business on the move. Although this catalog focuses on our wheel capability, ALBION polyurethane expertise is applied to a wide range of industrial products in a variety of shapes and sizes.

# 90

## Heavy Duty Casters

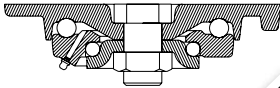


Our 90 series is made from AISI 1045 drop forged steel and is highly recommended for rugged applications.

### TYPICAL APPLICATIONS

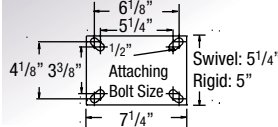
- Heavy duty power drawn equipment
- High capacity die tables
- Portable work benches
- Machinery dollies
- Heavy production fixtures or jigs
- Corrugated steel box trucks
- Heavy portable storage racks

### Swivel Cross Section

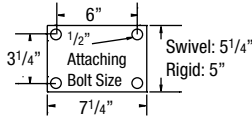


### MOUNTING PLATE

#### Standard Plate




#### Optional W Plate



### FEATURES

- **Swivel Top Plate:** AISI 1045 drop forged steel, for strength and reliability
- **Yoke Base:** AISI 1045 drop forged steel with machined raceway for extended service life
- **Swivel Load Bearing:** 4" diameter deep-grooved load raceway with 1/2" steel balls for better load distribution. The thrust race is 2-5/8" diameter using 3/8" diameter steel balls for increased capacity
- **Legs:** 3/8" steel plate welded inside and out for added strength
- **King Bolt:** 1" diameter bolt heat treated for extended service
- **Axle:** 3/4" and 1" hollow axles are used for wheel bearing lubrication
- **Lubrication:** Zerk fitting in yoke base and in wheel hub or recessed in head of hollow axle
- Alternate or custom caster configurations available

### BEARING OPTIONS



### RIG OPTIONS

- **Sealed swivel** section specify **NS90**
- **Heat treated raceway** specify **HT03**

### BRAKE OPTIONS

**Poly Cam**  
specify **P**



**Single Side** specify **SSB90**. **Double Sided** specify **DSB90**



**Face Contact**  
specify **F**



**Wrap Around**  
specify **WB90**

**Face Brake**  
specify **FBB**  
3" tread width only

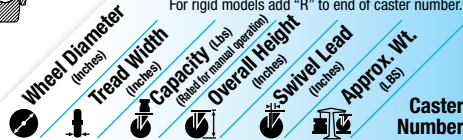


**Welded Swivel Lock**  
specify **L**

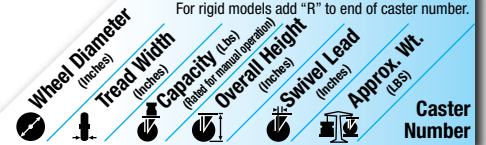
Hand operated field installable **Swivel Lock**  
specify **SL900000**  
(Yokes must be notched)



For swivel models add "S" to end of caster number.  
For rigid models add "R" to end of caster number.



For swivel models add "S" to end of caster number.  
For rigid models add "R" to end of caster number.



### Moldon Rubber on Cast Iron (01 Roller Bearing)\*

6	3	750	8	3	23 3/4	<b>90MR06501</b>
8	2 1/2	850	10 1/2	3	27 1/4	<b>90MR08401</b>
8	3	900	10 1/2	3	27 1/4	<b>90MR08501</b>
10	3	1000	12 1/2	3 1/2	30 1/2	<b>90MR10501</b>
10	4*	1400	12 1/2	3 1/2	44 1/2	<b>90MR10701</b>
12	3	1200	15 1/2	3	36 1/4	<b>90MR12501</b>

\*10" x 4" model has solid axle, all others hollow axle.

\* (09) Tapered Roller Bearings available.

Change "01" to bearing code. Roller example: 90MR06509

MR

### Heavy Duty Moldon Rubber on Cast Iron (01 Roller Bearing) NEW MODEL!

10	3	1800	12 1/2	3	30 1/2	<b>90MH10501</b>
----	---	------	--------	---	--------	------------------

MH

### X-tra Soft Round Tread (01 Roller Bearing)\*

10	2 1/2	850	12 1/2	3 1/2	19 1/4	<b>90XR10401</b>
----	-------	-----	--------	-------	--------	------------------

Prevenz™ antimicrobial models available. Add PREV to end of model.

\*Precision Ball (28) bearings available. Change "01" to other bearing code. Precision example: 90XR10428

XR

### Polyurethane on Aluminum (01 Roller Bearing)

4	3 1/4	1200	6	2	17 1/4	<b>90PA04501</b>
4	4	1600	6	2	20 1/2	<b>90PA04701*</b>

PA

1" solid axle.

### Polyurethane on Aluminum (01 Roller Bearing)

8	2 1/2	2010	10 1/2	2 1/2	21 1/2	<b>90PD08401</b>
8	3	2520	10 1/2	2 1/2	22 1/2	<b>90PD08501</b>
10	2 1/2	2370	12 1/2	3 1/2	24	<b>90PD10401</b>
10	3	3000	12 1/2	3 1/2	25	<b>90PD10501</b>

PD

NEW MODEL!

### Polyurethane on Cast Iron (09 Tapered Roller Bearing)\*

6	2 1/2	1600	8	2 1/4	20	<b>90PI06409</b>
6	3	2000	8	2 1/4	21	<b>90PI06509</b>
8	2 1/2	2000	10 1/2	2 1/2	22	<b>90PI08409</b>
8	3	2500	10 1/2	2 1/2	24 1/4	<b>90PI08509</b>
10	2 1/2	2200	12 1/2	2 1/2	25 1/2	<b>90PI10409</b>
10	3	3000	12 1/2	2 1/2	28	<b>90PI10509</b>
12	2 1/2	2500	15 1/2	2 1/2	35	<b>90PI12409</b>
12	3	3500	15 1/2	2 1/2	38	<b>90PI12509</b>

PI

\*Roller (01) bearings available. Change "01" to other bearing code.

Example: 90PI06501

90 SERIES • CAPACITY TO 3500

For swivel models add "S" to end of caster number.  
For rigid models add "R" to end of caster number.

**Wheel Diameter** (Inches)

**Tread Width** (Inches)

**Capacity** (Lbs)  
(Based on normal operation)

**Overall Height** (Inches)

**Swivel Lead** (Inches)

**Approx. Wt.** (Lbs)

**Caster Number**

For swivel models add "S" to end of caster number.  
For rigid models add "R" to end of caster number.

**Wheel Diameter** (Inches)

**Tread Width** (Inches)

**Capacity** (Lbs)  
(Based on normal operation)

**Overall Height** (Inches)

**Swivel Lead** (Inches)

**Approx. Wt.** (Lbs)

**Caster Number**

**Polyurethane on Cast Iron (01 Roller Bearing, 09 Tapered Roller Bearing)**

3 1/4	4 1/4	1100	5 5/8	2	1 7/2	<b>90PY03709</b>
5	3	1530	7	2 1/2	23	<b>90PY05501</b>
6	2 1/2	1620	8	2 1/4	25	<b>90PY06401</b>
6	3	2040	8	2 1/4	26 3/4	<b>90PY06501</b>
8	2 1/2	2010	10 1/2	2 1/2	27 3/4	<b>90PY08401</b>
8	3	2520	10 1/2	2 1/2	31	<b>90PY08501</b>
10	3	3000	12 1/2	2 1/2	35 3/4	<b>90PY10501</b>
12	3	3420	15 1/2	2 1/2	44 1/4	<b>90PY12501</b>

**PY** Prevenz™ antimicrobial models available. Add PREV to end of model.

**Thick Tread Polyurethane (09 Tapered Roller Bearing)**

6	3	2040	8	2 1/4	27	<b>90PX06509</b>
8	2 1/2	2010	10 1/2	2 1/2	27	<b>90PX08409</b>
8	3	2520	10 1/2	2 1/2	31 1/2	<b>90PX08509</b>
10	3	3000	12 1/2	2 1/2	36	<b>90PX10509</b>
12	3	3420	15 1/2	2 1/2	44 1/2	<b>90PX12509</b>

**PX** Prevenz™ antimicrobial models available. Add PREV to end of model.

**Vulkollan on Cast Iron (09 Tapered Roller Bearing)\*** **NEW MODEL!**

6	2 1/2	2350	8	2 1/4	25	<b>90VY06409</b>
6	3	3000	8	2 1/4	26 3/4	<b>90VY06509</b>
8	2 1/2	2900	10 1/2	2 1/2	27 3/4	<b>90VY08409</b>
8	3	3500	10 1/2	2 1/2	31	<b>90VY08509</b>
10	3	3500	12 1/2	2 1/2	35 3/4	<b>90VY10509</b>

**YY** \*Roller (01) and Precision Ball (28) bearings available. Change "01" to other bearing code. Precision example: 90VY06528

**Thick Tread Vulkollan (09 Tapered Roller Bearing)\*** **NEW MODEL!**

6	3	3000	8	2 1/4	27	<b>90VX06509</b>
8	2 1/2	2900	10 1/2	2 1/2	27	<b>90VX08409</b>
8	3	3500	10 1/2	2 1/2	31 1/2	<b>90VX08509</b>
10	3	3500	12 1/2	2 1/2	36	<b>90VX10509</b>

**VX** \*Roller (01) and Precision Ball (28) bearings available. Change "01" to other bearing code. Precision example: 90VX06528

**X-treme Plus Solid Polyurethane (28 Precision Ball Bearing)**

8	2 1/2	2000	10 1/2	2 1/2	22 1/2	<b>90XP08428</b>
8	3	2000	10 1/2	2 1/2	22 1/4	<b>90XP08528</b>
10	2 1/2	2500	12 1/2	2 1/2	24 1/2	<b>90XP10428</b>
10	3	2500	12 1/2	2 1/2	31	<b>90XP10528</b>

**XP** Prevenz™ antimicrobial models available. Add PREV to end of caster number.

**Phenolic (01 Roller Bearing)**

6	2 1/2	1600	8	2 1/4	18 3/4	<b>90TM06401</b>
6	3	2000	8	2 1/4	19 1/4	<b>90TM06501</b>
7	3	2200	9	2 1/2	21 1/2	<b>90TM07501</b>
8	2 1/2	2000	10 1/2	2 1/2	21 1/4	<b>90TM08401</b>
8	3	2500	10 1/2	2 1/2	22 1/4	<b>90TM08501</b>
10	3	2900	12 1/2	2 1/2	25 1/4	<b>90TM10501</b>
12	3	3500	15 1/2	2 1/2	29 1/4	<b>90TM12501</b>

**TM**

**Trionix™ High Impact Polymer (28 Precision Ball Bearing)**

10	3	2500	12 1/2	2 1/2	25 1/4	<b>90NY10528</b>
----	---	------	--------	-------	--------	------------------

**NY**

**Trionix™ NX High Impact Polymer (28 Precision Ball Bearing)** **NEW MODEL!**

6	2 1/2	3500	8	2 1/4	20 1/2	<b>90NX06428</b>
6	3	3500	8	2 1/4	21 1/2	<b>90NX06528</b>
8	2 1/2	3500	10 1/2	2 1/2	23 3/4	<b>90NX08428</b>
8	3	3500	10 1/2	2 1/2	24 1/2	<b>90NX08528</b>
10	2 1/2	3500	12 1/2	3 1/2	26 1/2	<b>90NX10428</b>
10	3	3500	12 1/2	2 1/2	28	<b>90NX10528</b>

**Cast Iron (01 Roller Bearing, 09 Tapered Roller Bearing)**

3 1/4	4	2000	5 5/8	2	21	<b>90CA03709</b>
4	3	2000	6	2	21 3/4	<b>90CA04501</b>
4	4	3500	6	2	27 1/4	<b>90CA04701*</b>
5	2 1/2	2000	7	2 1/2	24	<b>90CA05401</b>
6	3	2800	8	2 1/4	26	<b>90CA06501</b>
8	3	2800	10 1/2	2 1/2	26 3/4	<b>90CA08501</b>
10	3	2800	12 1/2	2 1/2	32 1/2	<b>90CA10501</b>
12	3	2800	15 1/2	2 1/2	38 1/2	<b>90CA12501</b>

**CA** \*1" Solid axle.

**Drop Forged Steel (01 Roller Bearing)\***

6	2 1/2	3500	8	2 1/4	26	<b>90FS06401</b>
8	2 1/2	3500	10 1/2	2 1/2	21 3/4	<b>90FS08401</b>
8	3	3500	10 1/2	2 1/2	33 1/4	<b>90FS08501</b>
10	3	3500	12 1/2	2 1/2	43 1/4	<b>90FS10501</b>

**FS**

**V-Groove Cast Iron (01 Roller Bearing)**

6	2 1/2	2500	8	2 1/4	26 1/4	<b>90VG06401</b>
8	3	2500	10 1/2	2 1/2	31 1/4	<b>90VG08501</b>
10	3	3000	12 1/2	2 1/2	42 1/2	<b>90VG10501</b>

**VG**

**Ductile Iron Crowned Tread (01 Roller Bearing)** **NEW MODEL!**

6	2 1/2	3500	8	2 1/4	26	<b>90FR06401</b>
6	3	3500	8	2 1/4	26	<b>90FR06501</b>
8	3	3500	10 1/2	2 1/2	26 3/4	<b>90FR08501</b>
10	3	3500	12 1/2	2 1/2	32 1/2	<b>90FR10501</b>

\*Straight Roller (01) and Precision Ball (28) available. (Tapered Roller example: 90FR08409).

Ductile Iron Flat Tread (**FM**) and V-Groove (**VM**) models available. Change **FR** wheel code to **FM** or **VM**. Example: 90FM08401.

**Prevenz™ Antimicrobial Wheels**

The EPA registered and FDA compliant antimicrobial additive used in Prevenz™ wheels is designed to suppress the growth of a variety of destructive and odor causing microbes including bacteria, molds, mildew and fungi. These wheels are suitable for a variety of applications including medical equipment, food equipment, pharmaceutical, chemical, meat & poultry, processing plants and more. To order add "PREV" to end of model number.





# 92

## Heavy Duty Casters

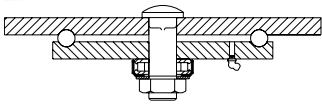


92 Series Casters are designed specifically for power drawn trailers allowing for ease of operation even on poor floor or surface conditions.

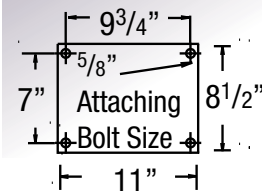
### TYPICAL APPLICATIONS

- Heavy duty trash dumpsters
- Trailer frames
- Automotive plants

### Swivel Cross Section




### MOUNTING PLATE



### FEATURES

- **Top Plate and Yoke Base:** 5/8" thick 1045 AISI steel plate for superior strength
- **Swivel Raceways:** 7" diameter precision machined load raceway with 5/8" steel and tapered roller thrust bearing for easy swiveling
- **King Bolt:** 1" diameter bolt and nut heat treated for added strength
- **Legs:** 3/8" x 4" formed steel plate welded inside and out for maximum load capacity
- **Lubrication:** Zerk fitting in swivel section and wheel hub for ease of lubrication
- **Axle:** 3/4" hollow axle with recessed zerk for lubrication
- Alternate or custom caster configurations available

### BEARING OPTIONS



### RIG OPTIONS

- **Flush King Bolt** specify **KB03**

### BRAKE OPTIONS

**Poly Cam**  
specify **P**



**Single Side** specify **SSB92**. **Double Sided** specify **DSB92**

**Face Contact**  
specify **F**



**Wrap Around**  
specify **WB92**

**Welded Swivel Lock**  
specify **L**



**Hand operated field installable Swivel Lock**  
specify **SL920000**  
(Yokes must be notched)

Wheel Diameter (Inches)	Tread Width (Inches)	Capacity (Lbs) (Rated for manual operation)	Overall Height (Inches)	Swivel Lead (Inches)	Approx. Wt. (Lbs)	Caster Number
8	3	900	11	3	48	92MR08501
10	3	1000	12 <sup>7</sup> / <sub>8</sub>	3	50 <sup>1</sup> / <sub>2</sub>	92MR10501
10	4*	1400	12 <sup>7</sup> / <sub>8</sub>	3 <sup>1</sup> / <sub>2</sub>	63 <sup>3</sup> / <sub>4</sub>	92MR10701
12	3	1200	14 <sup>7</sup> / <sub>8</sub>	3 <sup>1</sup> / <sub>2</sub>	56 <sup>1</sup> / <sub>4</sub>	92MR12501
12	3 <sup>1</sup> / <sub>2</sub> *	1500	14 <sup>7</sup> / <sub>8</sub>	4	63	92MR12601
12	4*	1600	14 <sup>7</sup> / <sub>8</sub>	4	68 <sup>1</sup> / <sub>2</sub>	92MR12701

For swivel models add "S" to end of caster number.  
For rigid models add "R" to end of caster number.

### Moldon Rubber on Cast Iron (01 Roller Bearing)

8	3	900	11	3	48	92MR08501
10	3	1000	12 <sup>7</sup> / <sub>8</sub>	3	50 <sup>1</sup> / <sub>2</sub>	92MR10501
10	4*	1400	12 <sup>7</sup> / <sub>8</sub>	3 <sup>1</sup> / <sub>2</sub>	63 <sup>3</sup> / <sub>4</sub>	92MR10701
12	3	1200	14 <sup>7</sup> / <sub>8</sub>	3 <sup>1</sup> / <sub>2</sub>	56 <sup>1</sup> / <sub>4</sub>	92MR12501
12	3 <sup>1</sup> / <sub>2</sub> *	1500	14 <sup>7</sup> / <sub>8</sub>	4	63	92MR12601
12	4*	1600	14 <sup>7</sup> / <sub>8</sub>	4	68 <sup>1</sup> / <sub>2</sub>	92MR12701

MR

\*3-1/2" and 4" tread width model has solid axle, all others hollow axle.

### Polyurethane on Cast Iron (01 Roller Bearing, 09 Tapered Roller Bearing)

8	3	2520	11	3	52 <sup>1</sup> / <sub>2</sub>	92PY08501
10	3	3140	12 <sup>7</sup> / <sub>8</sub>	3	56 <sup>1</sup> / <sub>2</sub>	92PY10501
10	4*	4200	12 <sup>7</sup> / <sub>8</sub>	3 <sup>1</sup> / <sub>2</sub>	67 <sup>3</sup> / <sub>4</sub>	92PY10701
12	3	3420	14 <sup>7</sup> / <sub>8</sub>	3 <sup>1</sup> / <sub>2</sub>	65	92PY12501
12	3 <sup>1</sup> / <sub>2</sub> *	4110	14 <sup>7</sup> / <sub>8</sub>	3 <sup>1</sup> / <sub>2</sub>	68 <sup>3</sup> / <sub>4</sub>	92PY12601
12	4*	4800	14 <sup>7</sup> / <sub>8</sub>	3 <sup>1</sup> / <sub>2</sub>	71 <sup>1</sup> / <sub>2</sub>	92PY12701

PY

Prevenz™ antimicrobial models available. Add PREV to end of model.

\*3-1/2" and 4" tread width model has solid axle, all others hollow axle.

### Vulkollan on Cast Iron (09 Tapered Roller Bearing)\*

NEW MODEL!

8	3	4000	11	3	52 <sup>1</sup> / <sub>2</sub>	92VY08509
10	3	4800	12 <sup>7</sup> / <sub>8</sub>	3	56 <sup>1</sup> / <sub>2</sub>	92VY10509

VY

\*Roller (01) and Precision Ball (28) bearings available. Change "09" to bearing code. Roller example: 92VY08501

Wheel Diameter (Inches)	Tread Width (Inches)	Capacity (Lbs) (Rated for manual operation)	Overall Height (Inches)	Swivel Lead (Inches)	Approx. Wt. (Lbs)	Caster Number
8	3	2520	11	3	44	92PD08509
10	3	3000	12 <sup>7</sup> / <sub>8</sub>	3	46 <sup>1</sup> / <sub>2</sub>	92PD10509

For swivel models add "S" to end of caster number.  
For rigid models add "R" to end of caster number.

### Polyurethane on Aluminum (09 Tapered Roller Bearing)\*

NEW MODEL!

8	3	2520	11	3	44	92PD08509
10	3	3000	12 <sup>7</sup> / <sub>8</sub>	3	46 <sup>1</sup> / <sub>2</sub>	92PD10509

PD

\*Roller (01) bearings available. Change "09" to bearing code. Roller example: 92PD08501

### X-treme Plus Solid Polyurethane (28 Precision Bearing)

8	3	2000	11	3	45	92XP08528
10	3	2500	12 <sup>7</sup> / <sub>8</sub>	3	48	92XP10528

XP

Prevenz™ antimicrobial models available. Add PREV to end of model.

### Polyurethane on Cast Iron (09 Tapered Roller Bearing)\*

NEW MODEL!

6	3	2000	8	2 <sup>1</sup> / <sub>4</sub>	41	92PI06509
8	3	2500	10 <sup>1</sup> / <sub>2</sub>	2 <sup>1</sup> / <sub>2</sub>	43 <sup>3</sup> / <sub>4</sub>	92PI08509
10	3	3000	12 <sup>1</sup> / <sub>2</sub>	2 <sup>1</sup> / <sub>2</sub>	49 <sup>1</sup> / <sub>2</sub>	92PI10509
12	3	3500	15 <sup>1</sup> / <sub>2</sub>	2 <sup>1</sup> / <sub>2</sub>	60 <sup>1</sup> / <sub>2</sub>	92PI12509

PI

\*Roller (01) bearings available. Change "01" to other bearing code. Example: 92PI06501

For swivel models add "S" to end of caster number.  
For rigid models add "R" to end of caster number.

Wheel Diameter (Inches) | Tread Width (Inches) | Capacity (Lbs) (rated for manual operation) | Overall Height (Inches) | Swivel Lead (Inches) | Approx. Wt. (Lbs) | Caster Number


For swivel models add "S" to end of caster number.  
For rigid models add "R" to end of caster number.

Wheel Diameter (Inches) | Tread Width (Inches) | Capacity (Lbs) (rated for manual operation) | Overall Height (Inches) | Swivel Lead (Inches) | Approx. Wt. (Lbs) | Caster Number

**Phenolic (01 Roller Bearing)**

8	3	2500	11	3	43 <sup>1</sup> / <sub>4</sub>	<b>92TM08501</b>
10	3	2900	12 <sup>7</sup> / <sub>8</sub>	3	46 <sup>1</sup> / <sub>4</sub>	<b>92TM10501</b>
12	3	3500	14 <sup>7</sup> / <sub>8</sub>	3 <sup>1</sup> / <sub>2</sub>	49 <sup>3</sup> / <sub>4</sub>	<b>92TM12501</b>
12	3 <sup>1</sup> / <sub>2</sub> *	4000	14 <sup>7</sup> / <sub>8</sub>	3 <sup>1</sup> / <sub>2</sub>	62	<b>92TM12601</b>


\*3-1/2" and 4" tread width model has solid axle, all others hollow axle.



TM

**V-grooved Cast Iron (01 Roller Bearing)**


8	3	2500	11	3	53	<b>92VG08501</b>
10	3	3000	12 <sup>7</sup> / <sub>8</sub>	3	64	<b>92VG10501</b>



VG

**Trionix™ High Impact Polymer (28 Precision Ball Bearing)**

10	3	2500	12 <sup>7</sup> / <sub>8</sub>	3	47 <sup>3</sup> / <sub>4</sub>	<b>92NY10528</b>
----	---	------	--------------------------------	---	--------------------------------	------------------




NY

**Ductile Iron Crowned Tread (01 Roller Bearing)**

8	3	3500	11	3	49	<b>NEW MODEL!</b> <b>92FR08501</b>
10	3	3500	12 <sup>7</sup> / <sub>8</sub>	3	55	<b>92FR10501</b>


\*Straight Roller (01) and Precision Ball (28) available.  
(Tapered Roller example: 92FR08509).  
Ductile Iron Flat Tread (FM) and V-Groove (VM) models available.  
Change FR wheel code to FM or VM. Example: 92FM08501.



FR, FM, VM

**Trionix™ NX High Impact Polymer (28 Precision Ball Bearing)** **NEW MODEL!**


8	3	4800	11	3	43 <sup>1</sup> / <sub>4</sub>	<b>92NX08528</b>
10	3	4800	12 <sup>7</sup> / <sub>8</sub>	3	46	<b>92NX10528</b>



NX

**Prevenz™ Antimicrobial Wheels**

The EPA registered and FDA compliant antimicrobial additive used in Prevenz™ wheels is designed to suppress the growth of a variety of destructive and odor causing microbes including bacteria, molds, mildew and fungi. These wheels are suitable for a variety of applications including medical equipment, food equipment, pharmaceutical, chemical, meat & poultry, processing plants and more. To order add "PREV" to end of model number.




PY Prevenz™ | XP Prevenz™

**Cast Iron (01 Roller Bearing)\***

8	3	2800	11	3	48 <sup>1</sup> / <sub>4</sub>	<b>92CA08501</b>
10	3	2800	12 <sup>7</sup> / <sub>8</sub>	3	53 <sup>1</sup> / <sub>4</sub>	<b>92CA10501</b>
12	3	2800	14 <sup>7</sup> / <sub>8</sub>	3 <sup>1</sup> / <sub>2</sub>	59	<b>92CA12501</b>
12	3 <sup>1</sup> / <sub>2</sub> **	4000	14 <sup>7</sup> / <sub>8</sub>	3 <sup>1</sup> / <sub>2</sub>	74	<b>92CA12601</b>

\* (09) Tapered Roller Bearings available.  
Change "01" to bearing code. Roller example: 92CA08509  
\*\*3-1/2" and 4" tread width model has solid axle, all others hollow axle.




CA

**Drop Forged Steel (01 Roller Bearing)\***

8	3	4000	11	3	54 <sup>3</sup> / <sub>4</sub>	<b>92FS08501</b>
10	3	4800	12 <sup>7</sup> / <sub>8</sub>	3	64 <sup>1</sup> / <sub>4</sub>	<b>92FS10501</b>

\* (09) Tapered Roller Bearings available.  
Change "01" to bearing code. Roller example: 92FS08509



FS

**CUSTOM FABRICATION**


This is not a one-size-fits-all business. In fact, many of our orders require custom fabrication.

If you can't find the right caster for your special application, put the Albion engineering team to work. We will create the perfect solution for your moving problem.



# 93

## Heavy Duty Casters

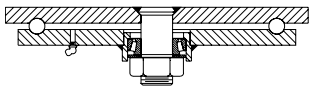


This caster is constructed from 5/8" thick AISI 1045 steel for those rugged applications. Design accommodates wider wheels for ease of use.

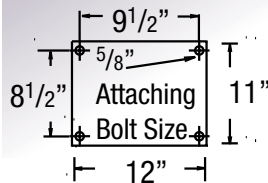
### TYPICAL APPLICATIONS

- Die carts
- Towed trailers
- Workstation
- Aircraft assembly

### Swivel Cross Section



### MOUNTING PLATE



### FEATURES


- **Top Plate and Yoke Base:** 5/8" thick 1045 AISI steel plate for superior strength
- **Swivel Raceways:** 7" diameter precision machined load raceway with 5/8" steel balls and a tapered roller thrust bearing for easy swiveling
- **King Bolt:** 1-1/4" diameter bolt and nut heat treated for added strength
- **Legs:** 1/2" formed steel plate welded inside and out for maximum load capacity
- **Lubrication:** Zerk fitting in swivel section and wheel hub for ease of lubrication
- **Axle:** 1-1/4" solid axle
- Alternate or custom caster configurations available

### BRAKE OPTIONS


**Poly Cam**  
specify **P**

**Face Contact**  
specify **F**

**Welded Swivel Lock**  
specify **L**



### BEARING OPTIONS



**Moldon Rubber on Cast Iron (09 Tapered Roller Bearing)**

Wheel Diameter (Inches)	Tread Width (Inches)	Capacity (Lbs)	Overall Height (Inches)	Swivel Lead (Inches)	Approx. Wt. (Lbs)	Caster Number
12	4	1600	15 <sup>3</sup> / <sub>4</sub>	4 <sup>1</sup> / <sub>2</sub>	92 <sup>1</sup> / <sub>2</sub>	<b>93MR12709</b>
16	4	2000	19	4 <sup>1</sup> / <sub>2</sub>	111 <sup>3</sup> / <sub>4</sub>	<b>93MR16709</b>
16	5	2570	19	4 <sup>1</sup> / <sub>2</sub>	125	<b>93MR16809</b>
18	5	2800	21	4 <sup>1</sup> / <sub>2</sub>	149	<b>93MR18809</b>

**Polyurethane on Cast Iron (09 Tapered Roller Bearing)**

Wheel Diameter (Inches)	Tread Width (Inches)	Capacity (Lbs)	Overall Height (Inches)	Swivel Lead (Inches)	Approx. Wt. (Lbs)	Caster Number
12	3 <sup>1</sup> / <sub>2</sub>	4110	15 <sup>3</sup> / <sub>4</sub>	4 <sup>1</sup> / <sub>2</sub>	93 <sup>1</sup> / <sub>2</sub>	<b>93PY12609</b>
12	4	4800	15 <sup>3</sup> / <sub>4</sub>	4 <sup>1</sup> / <sub>2</sub>	96	<b>93PY12709</b>
16	3	4260	19	4 <sup>1</sup> / <sub>2</sub>	116 <sup>3</sup> / <sub>4</sub>	<b>93PY16509</b>
16	4	5970	19	4 <sup>1</sup> / <sub>2</sub>	131 <sup>1</sup> / <sub>4</sub>	<b>93PY16709</b>
16	5	7500	19	4 <sup>1</sup> / <sub>2</sub>	145 <sup>3</sup> / <sub>4</sub>	<b>93PY16809</b>
18	5	7500	21	4 <sup>1</sup> / <sub>2</sub>	152	<b>93PY18809</b>

Prevenz™ antimicrobial models available. Add PREV to end of model.

**Thick Tread Polyurethane (09 Tapered Roller Bearing)**

Wheel Diameter (Inches)	Tread Width (Inches)	Capacity (Lbs)	Overall Height (Inches)	Swivel Lead (Inches)	Approx. Wt. (Lbs)	Caster Number
12	4	4800	15 <sup>3</sup> / <sub>4</sub>	4 <sup>1</sup> / <sub>2</sub>	100	<b>93PX12709</b>
16	3	4260	19	4 <sup>1</sup> / <sub>2</sub>	119	<b>93PX16509</b>
16	4	5970	19	4 <sup>1</sup> / <sub>2</sub>	134	<b>93PX16709</b>
16	5	7500	19	4 <sup>1</sup> / <sub>2</sub>	149	<b>93PX16809</b>
18	5	7500	21	4 <sup>1</sup> / <sub>2</sub>	155	<b>93PX18809</b>

Prevenz™ antimicrobial models available. Add PREV to end of model.

**Phenolic (09 Tapered Roller Bearing)**

Wheel Diameter (Inches)	Tread Width (Inches)	Capacity (Lbs)	Overall Height (Inches)	Swivel Lead (Inches)	Approx. Wt. (Lbs)	Caster Number
12	3 <sup>1</sup> / <sub>2</sub>	4000	15 <sup>3</sup> / <sub>4</sub>	4 <sup>1</sup> / <sub>2</sub>	79 <sup>1</sup> / <sub>2</sub>	<b>93TM12609</b>
16	3	4000	19	4 <sup>1</sup> / <sub>2</sub>	89	<b>93TM16509</b>
16	4	7500	19	4 <sup>1</sup> / <sub>2</sub>	100	<b>93TM16709</b>

**Laminated Phenolic (09 Tapered Roller Bearing)**

Wheel Diameter (Inches)	Tread Width (Inches)	Capacity (Lbs)	Overall Height (Inches)	Swivel Lead (Inches)	Approx. Wt. (Lbs)	Caster Number
12	3 <sup>1</sup> / <sub>2</sub>	4000	15 <sup>3</sup> / <sub>4</sub>	4 <sup>1</sup> / <sub>2</sub>	86 <sup>1</sup> / <sub>2</sub>	<b>93TL12609</b>
16	3	4000	19	4 <sup>1</sup> / <sub>2</sub>	88 <sup>3</sup> / <sub>4</sub>	<b>93TL16509</b>
16	4	7500	19	4 <sup>1</sup> / <sub>2</sub>	99 <sup>1</sup> / <sub>2</sub>	<b>93TL16709</b>

**Cast Iron (09 Tapered Roller Bearing)**

Wheel Diameter (Inches)	Tread Width (Inches)	Capacity (Lbs)	Overall Height (Inches)	Swivel Lead (Inches)	Approx. Wt. (Lbs)	Caster Number
12	3 <sup>1</sup> / <sub>2</sub>	4000	15 <sup>3</sup> / <sub>4</sub>	4 <sup>1</sup> / <sub>2</sub>	98 <sup>1</sup> / <sub>2</sub>	<b>93CA12609</b>
16	4	5300	19	4 <sup>1</sup> / <sub>2</sub>	129 <sup>3</sup> / <sub>4</sub>	<b>93CA16709</b>

**Ductile Iron (01 Roller Bearing)**

Wheel Diameter (Inches)	Tread Width (Inches)	Capacity (Lbs)	Overall Height (Inches)	Swivel Lead (Inches)	Approx. Wt. (Lbs)	Caster Number
12	3 <sup>1</sup> / <sub>2</sub>	6000	15 <sup>3</sup> / <sub>4</sub>	4 <sup>1</sup> / <sub>2</sub>	103 <sup>1</sup> / <sub>2</sub>	<b>93FM12601</b>

# 94

## BBL Super Duty Casters (Ball Load Swivel)

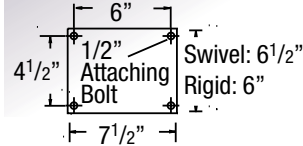


This caster has a ball load swivel (ball load swivel = "BBL") and is precision machined and heat treated to provide long life with greater capacity for that very rugged application. Made from AISI 1045 forged steel.

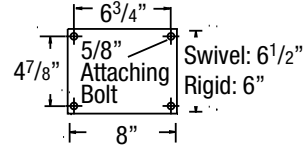
### TYPICAL APPLICATIONS

- Die carts
- Towed trailers
- Automotive plants
- Aerospace industry
- Work stations
- Steelmills
- Aircraft maintenance

### MOUNTING PLATE Standard Plate



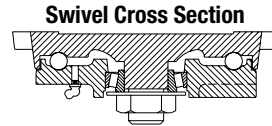

### Optional C Plate



### FEATURES

- **Top Plate and Yoke Base:** 1/2" thick AISI 1045 drop forged steel
- **Swivel Load:** 5" diameter ball load race with 1/2" steel balls hardened for greater resistance to wear and brinelling. Protected by a forged labyrinth skirt.
- **Thrust Race:** 1-1/4" tapered roller bearing
- **Legs:** 3/8" formed steel plate welded inside and out to yoke base and rigid top
- **King Bolt:** 1-1/4" diameter integrally forged with top plate for maximum strength
- **Axle:** 1" solid axle with lock nut
- **Lubrication:** Zerk fitting in yoke base and wheel hubs for easy lubrication
- Alternate or custom caster configurations available

### BEARING OPTIONS



### RIG OPTIONS

- Sealed swivel section specify **NS94**

### BRAKE OPTIONS

**Poly Cam**  
specify **P**



**Single Side** specify **SSB94**. **Double Sided** specify **DSB94**



**Face Contact**  
specify **F**

**Wrap Around**  
specify **WB94**

**Welded Swivel Lock**  
specify **L**

**Hand operated field Installable Swivel Lock**  
specify **SL940000**  
(Yokes must be notched)

Wheel Diameter (Inches)	Tread Width (Inches)	Capacity (Lbs) (Rated for manual operation)	Overall Height (Inches)	Swivel Lead (Inches)	Approx. Wt. (Lbs)	Caster Number
8	3	900	10 1/2	2 1/2	36 3/4	94MR08509SBBL
10	3	1000	12 1/2	2 1/2	39 3/4	94MR10509SBBL
10	4	1400	12 1/2	2 1/2	50 3/4	94MR10709SBBL
12	3 1/2	1500	15 1/2	2 1/2	55 3/4	94MR12609SBBL
12	4	1600	15 1/2	2 1/2	63 1/4	94MR12709SBBL

### Moldon Rubber on Cast Iron (09 Tapered Roller Bearing)

8	3	900	10 1/2	2 1/2	36 3/4	94MR08509SBBL
10	3	1000	12 1/2	2 1/2	39 3/4	94MR10509SBBL
10	4	1400	12 1/2	2 1/2	50 3/4	94MR10709SBBL
12	3 1/2	1500	15 1/2	2 1/2	55 3/4	94MR12609SBBL
12	4	1600	15 1/2	2 1/2	63 1/4	94MR12709SBBL

### Heavy Duty Moldon Rubber on Cast Iron (09 Tapered Bearing) NEW MODEL!

10	3	1800	12 1/2	2 1/2	39 3/4	94MH10509SBBL
----	---	------	--------	-------	--------	---------------

Wheel Diameter (Inches)	Tread Width (Inches)	Capacity (Lbs) (Rated for manual operation)	Overall Height (Inches)	Swivel Lead (Inches)	Approx. Wt. (Lbs)	Caster Number
6	2 1/2	1620	8 1/2	2 1/2	36	94PY06409SBBL
6	3	2040	8 1/2	2 1/2	37 1/4	94PY06509SBBL
8	3	2520	10 1/2	2 1/2	41	94PY08509SBBL
8	4	3500	10 1/2	2 1/2	48	94PY08709SBBL
10	3	3000	12 1/2	2 1/2	45 1/2	94PY10509SBBL
10	4	4200	12 1/2	2 1/2	55	94PY10709SBBL
12	3 1/2	4110	15 1/2	2 1/2	57 1/2	94PY12609SBBL
12	4	4800	15 1/2	2 1/2	60	94PY12709SBBL

### Polyurethane on Cast Iron (09 Tapered Roller Bearing)

6	2 1/2	1620	8 1/2	2 1/2	36	94PY06409SBBL
6	3	2040	8 1/2	2 1/2	37 1/4	94PY06509SBBL
8	3	2520	10 1/2	2 1/2	41	94PY08509SBBL
8	4	3500	10 1/2	2 1/2	48	94PY08709SBBL
10	3	3000	12 1/2	2 1/2	45 1/2	94PY10509SBBL
10	4	4200	12 1/2	2 1/2	55	94PY10709SBBL
12	3 1/2	4110	15 1/2	2 1/2	57 1/2	94PY12609SBBL
12	4	4800	15 1/2	2 1/2	60	94PY12709SBBL

### Polyurethane on Cast Iron (09 Tapered Roller Bearing)\*

Wheel Diameter (Inches)	Tread Width (Inches)	Capacity (Lbs) (Rated for manual operation)	Overall Height (Inches)	Swivel Lead (Inches)	Approx. Wt. (Lbs)	Caster Number
6	2 1/2	1600	8 1/2	2 1/2	34	94PI06409SBBL
6	3	2000	8 1/2	2 1/2	35 1/2	94PI06509SBBL
8	2 1/2	2000	10 1/2	2 1/2	34 1/2	94PI08409SBBL
8	3	2500	10 1/2	2 1/2	35 1/2	94PI08509SBBL
10	2 1/2	2200	12 1/2	2 1/2	41	94PI10409SBBL
10	3	3000	12 1/2	2 1/2	42 1/2	94PI10509SBBL
12	2 1/2	2500	15 1/2	2 1/2	51 1/2	94PI12409SBBL
12	3	3500	15 1/2	2 1/2	53	94PI12509SBBL

\*Roller (01) bearings available. Change "01" to other bearing code. Example: 94PI06401SBBL

Swivel caster numbers shown,  
for rigid change SBBL to R


<b>Wheel Diameter</b> (Inches)	<b>Tread Width</b> (Inches)	<b>Capacity</b> (Lbs) <small>(Based on normal operation)</small>	<b>Overall Height</b> (Inches)	<b>Swivel Lead</b> (Inches)	<b>Approx. Wt.</b> (Lbs)	<b>Caster Number</b>
-----------------------------------	--------------------------------	--	-----------------------------------	--------------------------------	-----------------------------	----------------------

Swivel caster numbers shown,  
for rigid change SBBL to R

<b>Wheel Diameter</b> (Inches)	<b>Tread Width</b> (Inches)	<b>Capacity</b> (Lbs) <small>(Based on normal operation)</small>	<b>Overall Height</b> (Inches)	<b>Swivel Lead</b> (Inches)	<b>Approx. Wt.</b> (Lbs)	<b>Caster Number</b>
-----------------------------------	--------------------------------	--	-----------------------------------	--------------------------------	-----------------------------	----------------------

**Polyurethane on Aluminum (09 Tapered Roller Bearing)\*** **NEW MODEL!**


8	3	2520	10 1/2	2 1/2	37	94PD08509SBBL
10	3	3000	12 1/2	2 1/2	39 1/2	94PD10509SBBL

**PD**  Change "09" to bearing code. Roller example: 92PD08501SBBL

\* Roller (01) bearings available.


**Laminated Phenolic (09 Tapered Roller Bearing)**

6	3	2000	8 1/2	2 1/2	29 1/2	94TL06509SBBL
8	3	2500	10 1/2	2 1/2	32 1/4	94TL08509SBBL
10	3	3000	12 1/2	2 1/2	46	94TL10509SBBL
12	3 1/2	4000	15 1/2	2 1/2	49 3/4	94TL12609SBBL

**TL** 


**Thick Tread Polyurethane (09 Tapered Roller Bearing)**

6	3	2040	8 1/2	2 1/2	37 1/4	94PX06509SBBL
8	3	2520	10 1/2	2 1/2	41 1/2	94PX08509SBBL
8	4	3500	10 1/2	2 1/2	48	94PX08709SBBL
10	3	3000	12 1/2	2 1/2	46	94PX10509SBBL
10	4	4200	12 1/2	2 1/2	55	94PX10709SBBL
12	4	4800	15 1/2	2 1/2	60	94PX12709SBBL

**PX**  Prevenz™ antimicrobial models available. Add PREV to end of model.


**Cast Iron (09 Tapered Roller Bearing)**

6	3	2800	8 1/2	2 1/2	38 1/2	94CA06509SBBL
8	3	2800	10 1/2	2 1/2	38 1/2	94CA08509SBBL
8	4	4000	10 1/2	2 1/2	52 1/2	94CA08709SBBL
10	3	2800	12 1/2	2 1/2	43 1/2	94CA10509SBBL
12	3	2800	15 1/2	2 1/2	49 1/2	94CA12509SBBL
12	3 1/2	4000	15 1/2	2 1/2	63	94CA12609SBBL

**CA** 


**Vulkollan on Cast Iron (01 Roller Bearing)\*** **NEW MODEL!**

6	2 1/2	2350	8 1/2	2 1/2	36	94VY06401SBBL
6	3	3000	8 1/2	2 1/2	37 1/4	94VY06501SBBL
8	3	4000	10 1/2	2 1/2	41	94VY08501SBBL
10	3	5000	12 1/2	2 1/2	45 1/2	94VY10501SBBL

**VY**  \*Tapered Roller (09) and Precision Ball (28) bearings available. Change "09" to other bearing code. Precision example: 94VY06428SBBL


**Drop Forged Steel (01 Roller Bearing)**

6	2 1/2	4000	8 1/2	2 1/2	37	94FS06401SBBL
6	3	5000	8 1/2	2 1/2	45	94FS06501SBBL
8	3	4500	10 1/2	2 1/2	44	94FS08501SBBL
8	4	5000	10 1/2	2 1/2	47	94FS08701SBBL
10	3	5000	12 1/2	2 1/2	53 3/4	94FS10501SBBL
10	4	5000	12 1/2	2 1/2	73 1/2	94FS10701SBBL

**FS** 


**Thick Tread Vulkollan (01 Roller Bearing)** **NEW MODEL!**

6	3	3000	8 1/2	2 1/2	37 1/4	94VX06501SBBL
8	3	4000	10 1/2	2 1/2	41 1/2	94VX08501SBBL
10	3	5000	12 1/2	2 1/2	46	94VX10501SBBL

**VX**  \*Tapered Roller (09) and Precision Ball (28) bearings available. Change "09" to other bearing code. Precision example: 94VX06428SBBL


**Ductile Iron Crowned Tread (01 Roller Bearing)** **NEW MODEL!**

6	2 1/2	3500	8 1/2	2 1/2	34	94FR06409SBBL
6	3	5000	8 1/2	2 1/2	35	94FR06509SBBL
8	3	5000	10 1/2	2 1/2	41	94FR08509SBBL
10	3	5000	12 1/2	2 1/2	46	94FR10509SBBL

**FR, FM, VM**  \*Straight Roller (01) and Precision Ball (28) available. (Tapered Roller example: 94FR08509SBBL). Ductile Iron Flat Tread (FM) and V-Groove (VM) models available. Change FR wheel code to FM or VM. Example: 94FM08501BBL.


**Phenolic (09 Tapered Roller Bearing)**

6	2 1/2	1620	8 1/2	2 1/2	32 1/4	94TM06409SBBL
8	3	2500	10 1/2	2 1/2	38	94TM08509SBBL
10	2 1/2	2500	12 1/2	2 1/2	46	94TM10409SBBL
10	3	2900	12 1/2	2 1/2	49	94TM10509SBBL
12	3 1/2	4000	15 1/2	2 1/2	52 3/4	94TM12609SBBL
12	4	5000	15 1/2	2 1/2		94TM12709SBBL

**TM** 

**Ductile Iron (09 Tapered Roller Bearing)**

12	3 1/2	5000	15 1/2	2 1/2	67 1/2	94FM12609SBBL
----	-------	------	--------	-------	--------	---------------

**FM** 

**Prevenz™ Antimicrobial Wheels**

To order add "PREV" to end of model number.



PY Prevenz™



PX Prevenz™



## POLYURETHANE EXPERTS

Albion Industries knows polyurethane. With more than 50 years experience leading the caster and wheel industry, our customers are depending on us to keep business on the move. Although this catalog focuses on our wheel capability, ALBION polyurethane expertise is applied to a wide range of industrial products in a variety of shapes and sizes.

# 94

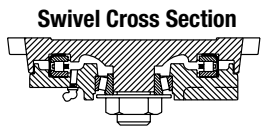
## TRL Super Duty Casters (Thrust Swivel Section)



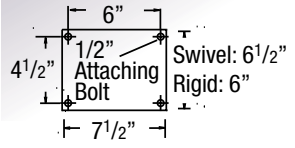
This caster has a precision roller bearing load and thrust swivel section (thrust swivel section = "TRL") and is precision machined to provide long life with greater capacity for that very rugged application. Made from AISI 1045 drop forged steel.

### TYPICAL APPLICATIONS

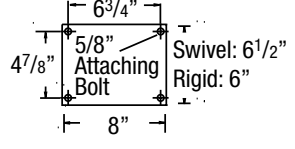
- Die carts
- Towed trailers
- Automotive plants
- Aerospace industry
- Work stations
- Steelmills
- Aircraft maintenance
- Gantries



### MOUNTING PLATE Standard Plate




### Optional C Plate



### FEATURES

- **Top Plate and Yoke Base:** 1/2" thick AISI 1045 drop forged steel
- **Swivel Load Race:** Precision tapered roller bearing which has 5" outside diameter for increased capacity
- **Thrust Bearing:** 1-1/4" tapered roller bearing
- **Legs:** 3/8" formed steel plate welded inside and outside for additional strength
- **King Bolt:** 1-1/4" diameter integrally forged with top plate for maximum strength
- **Axle:** 1" solid axle with lock nut
- **Lubrication:** Zerk fitting in yoke base and wheel hubs for ease of lubrication
- Alternate or custom caster configurations available

### BEARING OPTIONS



### RIG OPTIONS

- Spring-loaded, dual wheel models available, consult factory
- **Sealed swivel** section specify **NS94**

### BRAKE OPTIONS



Hand operated field installable **Swivel Lock** specify **SL940000** (Yokes must be notched)

Wheel Diameter (Inches)	Tread Width (Inches)	Capacity (Lbs) <small>(Based on manual operation)</small>	Overall Height (Inches)	Swivel Lead (Inches)	Approx. Wt. (Lbs)	Caster Number
8	3	900	10 1/2	2 1/2	36 3/4	94MR08509STRL
10	3	1000	12 1/2	2 1/2	39 3/4	94MR10509STRL
10	4	1400	12 1/2	2 1/2	50 3/4	94MR10709STRL
12	3 1/2	1500	15 1/2	2 1/2	55 3/4	94MR12609STRL
12	4	1600	15 1/2	2 1/2	63 1/4	94MR12709STRL

### Moldon Rubber on Cast Iron (09 Tapered Roller Bearing)

8	3	900	10 1/2	2 1/2	36 3/4	94MR08509STRL
10	3	1000	12 1/2	2 1/2	39 3/4	94MR10509STRL
10	4	1400	12 1/2	2 1/2	50 3/4	94MR10709STRL
12	3 1/2	1500	15 1/2	2 1/2	55 3/4	94MR12609STRL
12	4	1600	15 1/2	2 1/2	63 1/4	94MR12709STRL

### Heavy Duty Moldon Rubber on Cast Iron (09 Tapered Bearing) NEW MODEL!

10	3	1800	12 1/2	2 1/2	39 3/4	94MH10509STRL
----	---	------	--------	-------	--------	---------------

Wheel Diameter (Inches)	Tread Width (Inches)	Capacity (Lbs) <small>(Based on manual operation)</small>	Overall Height (Inches)	Swivel Lead (Inches)	Approx. Wt. (Lbs)	Caster Number
6	3	2040	8 1/2	2 1/2	37 1/4	94PY06509STRL
8	3	2520	10 1/2	2 1/2	41	94PY08509STRL
8	4	3500	10 1/2	2 1/2	48	94PY08709STRL
10	3	3000	12 1/2	2 1/2	45 1/2	94PY10509STRL
10	4	4200	12 1/2	2 1/2	55	94PY10709STRL
12	3 1/2	4110	15 1/2	2 1/2	57 1/2	94PY12609STRL
12	4	4800	15 1/2	2 1/2	60	94PY12709STRL

### Polyurethane on Cast Iron (09 Tapered Roller Bearing)

6	3	2040	8 1/2	2 1/2	37 1/4	94PY06509STRL
8	3	2520	10 1/2	2 1/2	41	94PY08509STRL
8	4	3500	10 1/2	2 1/2	48	94PY08709STRL
10	3	3000	12 1/2	2 1/2	45 1/2	94PY10509STRL
10	4	4200	12 1/2	2 1/2	55	94PY10709STRL
12	3 1/2	4110	15 1/2	2 1/2	57 1/2	94PY12609STRL
12	4	4800	15 1/2	2 1/2	60	94PY12709STRL

### Polyurethane on Cast Iron (09 Tapered Roller Bearing)\* NEW MODEL!

6	2 1/2	1600	8 1/2	2 1/2	34	94PI06409STRL
6	3	2000	8 1/2	2 1/2	35 1/2	94PI06509STRL
8	2 1/2	2000	10 1/2	2 1/2	34 1/2	94PI08409STRL
8	3	2500	10 1/2	2 1/2	35 1/2	94PI08509STRL
10	2 1/2	2200	12 1/2	2 1/2	41	94PI10409STRL
10	3	3000	12 1/2	2 1/2	42 1/2	94PI10509STRL
12	2 1/2	2500	15 1/2	2 1/2	51 1/2	94PI12409STRL
12	3	3500	15 1/2	2 1/2	53	94PI12509STRL

Swivel caster numbers shown, for rigid change STRL to R


<b>Wheel Diameter</b> (Inches)	<b>Tread Width</b> (Inches)	<b>Capacity</b> (Lbs) <small>(Based on normal application)</small>	<b>Overall Height</b> (Inches)	<b>Swivel Lead</b> (Inches)	<b>Approx. Wt.</b> (Lbs)	<b>Caster Number</b>
-----------------------------------	--------------------------------	--	-----------------------------------	--------------------------------	-----------------------------	----------------------

Swivel caster numbers shown, for rigid change STRL to R

<b>Wheel Diameter</b> (Inches)	<b>Tread Width</b> (Inches)	<b>Capacity</b> (Lbs) <small>(Based on normal application)</small>	<b>Overall Height</b> (Inches)	<b>Swivel Lead</b> (Inches)	<b>Approx. Wt.</b> (Lbs)	<b>Caster Number</b>
-----------------------------------	--------------------------------	--	-----------------------------------	--------------------------------	-----------------------------	----------------------


**Polyurethane on Aluminum (09 Tapered Roller Bearing)\*** **NEW MODEL!**

8	3	2520	10 1/2	2 1/2	41	<b>94PD08509STRL</b>
10	3	3000	12 1/2	2 1/2	45 1/2	<b>94PD10509STRL</b>

**PD**  \* Roller (01) bearings available.  
Change "09" to bearing code. Roller example: 94PD0850**1**STRL


**Thick Tread Polyurethane (09 Tapered Roller Bearing)**

6	3	2040	8 1/2	2 1/2	37 1/4	<b>94PX06509STRL</b>
8	3	2520	10 1/2	2 1/2	41 1/2	<b>94PX08509STRL</b>
8	4	3500	10 1/2	2 1/2	48	<b>94PX08709STRL</b>
10	3	3000	12 1/2	2 1/2	46	<b>94PX10509STRL</b>
10	4	4200	12 1/2	2 1/2	55	<b>94PX10709STRL</b>
12	4	4800	15 1/2	2 1/2	60	<b>94PX12709STRL</b>

**PX**  Prevenz™ antimicrobial models available. Add PREV to end of model.


**Vulkollan on Cast Iron (09 Tapered Roller Bearing)\*** **NEW MODEL!**

6	3	3000	8 1/2	2 1/2	37 1/4	<b>94VY06509STRL</b>
8	3	4000	10 1/2	2 1/2	41	<b>94VY08509STRL</b>
10	3	5000	12 1/2	2 1/2	45 1/2	<b>94VY10509STRL</b>

**VY**  \*Roller (01) and Precision Ball (28) bearings available. Change "01" to other bearing code. Precision example: 94VY064**28**STRL


**Thick Tread Vulkollan (01 Roller Bearing)** **NEW MODEL!**

6	3	3000	8 1/2	2 1/2	37 1/4	<b>94VX06501STRL</b>
8	3	4000	10 1/2	2 1/2	41 1/2	<b>94VX08501STRL</b>
10	3	5000	12 1/2	2 1/2	46	<b>94VX10501STRL</b>

**VX**  \*Tapered Roller (09) and Precision Ball (28) bearings available.  
Change "01" to other bearing code.  
Precision example: 94VX065**28**STRL


**Phenolic (09 Tapered Roller Bearing)**

6	2 1/2	2000	8 1/2	2 1/2	32 1/4	<b>94TM06409STRL</b>
8	3	2500	10 1/2	2 1/2	38	<b>94TM08509STRL</b>
10	3	2900	12 1/2	2 1/2	49	<b>94TM10509STRL</b>
12	3 1/2	4000	15 1/2	2 1/2	49 3/4	<b>94TM12609STRL</b>
12	4	8000	15 1/2	2 1/2	52 1/4	<b>94TM12709STRL</b>

**TM** 


**Laminated Phenolic (09 Tapered Roller Bearing)**

6	3	2000	8 1/2	2 1/2	29 1/2	<b>94TL06509STRL</b>
8	3	2500	10 1/2	2 1/2	32 1/4	<b>94TL08509STRL</b>
10	3	3000	12 1/2	2 1/2	46	<b>94TL10509STRL</b>
12	3 1/2	4000	15 1/2	2 1/2	49 3/4	<b>94TL12609STRL</b>

**TL** 


**Cast Iron (09 Tapered Roller Bearing)**

6	3	2800	8 1/2	2 1/2	38 1/2	<b>94CA06509STRL</b>
8	3	2800	10 1/2	2 1/2	38 1/2	<b>94CA08509STRL</b>
8	4	6000	10 1/2	2 1/2	52 1/2	<b>94CA08709STRL*</b>
10	3	2800	12 1/2	2 1/2	43 1/2	<b>94CA10509STRL</b>
12	3	2800	12 1/2	2 1/2	49 1/2	<b>94CA12509STRL</b>

**CA**  \*Capacity decreases to 4000lbs if you specify a roller bearing (01).


**Drop Forged Steel (01 Roller or 09 Tapered Roller Bearing)**

6	2 1/2	4000	8 1/2	2 1/2	37	<b>94FS06401STRL</b>
6	2 1/2	5000	8 1/2	2 1/2	37	<b>94FS06409STRL</b>
6	3	6000	8 1/2	2 1/2	45	<b>94FS06501STRL</b>
6	3	10000	8 1/2	2 1/2	45	<b>94FS06509STRL</b>
8	3	4500	10 1/2	2 1/2	44	<b>94FS08501STRL</b>
8	3	5500	10 1/2	2 1/2	44	<b>94FS08509STRL</b>
8	4	8350	10 1/2	2 1/2	47	<b>94FS08701STRL</b>
8	4	10000	10 1/2	2 1/2	47	<b>94FS08709STRL</b>
10	3	5000	12 1/2	2 1/2	53 3/4	<b>94FS10501STRL</b>
10	3	9000	12 1/2	2 1/2	53 3/4	<b>94FS10509STRL</b>
10	4	8350	12 1/2	2 1/2	73 1/2	<b>94FS10701STRL</b>
10	4	10000	12 1/2	2 1/2	73 1/2	<b>94FS10709STRL</b>

**FS** 


**V-Grooved Cast Iron (09 Tapered Roller Bearing)**

8	3	4000	10 1/2	2 1/2	42 3/4	<b>94VL08509STRL</b>
10	3	4000	12 1/2	2 1/2	35 3/4	<b>94VL10509STRL</b>

**VL** 


**V-Grooved Drop Forged Steel (01 Roller or 09 Tapered Roller)**

6	3	6000	8 1/2	2 1/2	45	<b>94VF06501STRL</b>
6	3	6500	8 1/2	2 1/2	45	<b>94VF06509STRL</b>
8	3	6000	10 1/2	2 1/2	44	<b>94VF08501STRL</b>
8	4	8350	10 1/2	2 1/2	47	<b>94VF08701STRL</b>
8	4	10000	10 1/2	2 1/2	47	<b>94VF08709STRL</b>
10	4	8350	12 1/2	2 1/2	73 1/2	<b>94VF10701STRL</b>
10	4	10000	12 1/2	2 1/2	73 1/2	<b>94VF10709STRL</b>

**VF** 


**Ductile Iron Crowned Tread (01 Roller Bearing)** **NEW MODEL!**

6	2 1/2	3500	8 1/2	2 1/2	34	<b>94FR06409STRL</b>
6	3	6000	8 1/2	2 1/2	35	<b>94FR06509STRL</b>
8	3	6000	10 1/2	2 1/2	41	<b>94FR08509STRL</b>
10	3	6000	12 1/2	2 1/2	46	<b>94FR10509STRL</b>

**FR, FM, VM**  \*Straight Roller (01) and Precision Ball (28) available.  
(Tapered Roller example: 94FR0850**9**STRL).  
Ductile Iron Flat Tread (**FM**) and V-Groove (**VM**) models available.  
Change **FR** wheel code to **FM** or **VM**. Example: 94FM0850**1**TRL.

**Ductile Iron (09 Tapered Roller Bearing)**

12	3 1/2	6000	15 1/2	2 1/2	67 1/2	<b>94FM12609STRL</b>
----	-------	------	--------	-------	--------	----------------------

**FM** 

**Prevenz™ Antimicrobial Wheels**

To order add "PREV" to end of model number.



PY Prevenz™



PX Prevenz™

**94TRL SERIES • CAPACITY TO 10000**

# 95

## BBL Super Duty Casters (Ball Load Swivel)

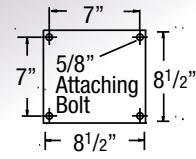


This caster has a ball load swivel (ball load swivel = "BBL") and is precision machined and heat treated to provide long life with greater capacity for that very rugged application. Made from AISI 1045 forged steel.

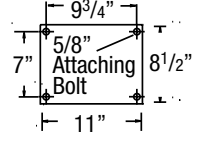
### TYPICAL APPLICATIONS

- Die carts
- Towed trailers
- Automotive plants
- Aerospace industry
- Work stations
- Steelmills
- Aircraft maintenance

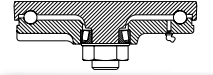
### MOUNTING PLATE Standard Plate



### Optional T Plate



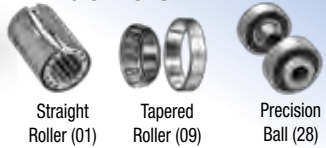
### Swivel Cross Section



### FEATURES

- **Top Plate and Yoke Base:** 5/8" thick 1045 AISI drop-forged steel for extended use.
- **Swivel Load Bearings:** 7" diameter machined and hardened raceway for smooth movement and extended wear
- **Component Thrust Bearing:** 1-1/4" tapered roller bearing
- **Legs:** 1/2" formed steel plate welded inside and out to yoke base
- **King Bolt:** Integrally forged with top plate
- **Axle:** 1-1/4" solid axle with locking nut
- Alternate or custom caster configurations available

### BEARING OPTIONS



### RIG OPTIONS

- **Sealed swivel** section specify **NS95**

### BRAKE OPTIONS

**Poly Cam**  
specify **P**



**Face Contact**  
specify **F**

**Welded Swivel Lock**  
specify **L**



Hand operated field installable **Swivel Lock** specify **SL954600** (Yokes must be notched)

Swivel caster numbers shown, for rigid change SBBL to R

Wheel Diameter (Inches)	Tread Width (Inches)	Capacity (Lbs) (Roller for manual operation)	Overall Height (Inches)	Swivel Lead (Inches)	Approx. Wt. (LBS)	Caster Number
-------------------------	----------------------	--	-------------------------	----------------------	-------------------	---------------

### Thick Tread Polyurethane (01 Roller Bearing)

8	4	3500	11	2 1/4	63	95PX08701SBBL
10	4	4200	13	2 1/2	71	95PX10701SBBL
12	3 1/2	4100	15 1/2	2 1/2	73 1/2	95PX12601SBBL
12	4	4800	15 1/2	2 1/2	76 1/4	95PX12701SBBL
12	5	6000	15 1/2	2 1/2	90	95PX12801SBBL
16	4	5970	19	3	111 1/2	95PX16701SBBL
16	5	7700	19	3	126 1/4	95PX16801SBBL

Prevenz™ antimicrobial models available. Add PREV to end of model.  
\*Tapered Roller Bearings (09) available. To order change bearing code.  
Example 95PX08709SBBL

PX

### Phenolic (09 Tapered Roller Bearing)

8	6*	5000	11	2 1/2	54 1/2	95TM08909SBBL
10	3	2900	13	2 1/2	27	95TM10509SBBL
10	6*	5800	13	2 1/2	54	95TM10909SBBL
12	4	8000	15 1/2	2 1/2	67 1/2	95TM12709SBBL

\*2 wheels bolted together

TM

### Laminated Phenolic (01 Roller Bearing and 09 Tapered Roller Bearing)\*

6	5	8000	9	2 1/4	46	95TL06809SBBL
8	6**	5000	11	2 1/2	54	95TL08909SBBL
10	6**	5800	13	2 1/2	61 1/4	95TL10909SBBL
12	3 1/2	4000	15 1/2	2 1/2	58 3/4	95TL12601SBBL
16	4	8000	19	3	79 3/4	95TL16701SBBL

\*Tapered Roller Bearings (09) available. To order change bearing code.  
Example 95TL08709SBBL. \*\*2 wheels bolted together.

TL

### Drop Forged Steel (01 Roller or 09 Tapered Roller Bearings)

6	3	6000	9	2 1/4	60 1/4	95FS06501SBBL
6	3	8000	9	2 1/4	59 1/2	95FS06509SBBL
8	4	8000	11	2 1/4	61 1/2	95FS08701SBBL
8	4	8000	11	2 1/4	72 1/2	95FS08709SBBL
10	3	6000	13	2 1/2	78 1/2	95FS10501SBBL
10	3	6500	13	2 1/2	78 1/2	95FH10509SBBL
10	4	8000	13	2 1/2	86 1/4	95FS10701SBBL
10	4	8000	13	2 1/2	86 1/2	95FS10709SBBL

FS

### Ductile Iron (09 Tapered Roller Bearing)\*

12	3 1/2	6000	15 1/2	2 1/2	83 1/2	95FM12609SBBL
----	-------	------	--------	-------	--------	---------------

\*Roller Bearings (01) available. To order change bearing code.  
Example 95FM12601SBBL

### Moldon Rubber on Cast Iron (01 Roller Bearing)

10	4	1400	13	2 1/2	64 3/4	95MR10701SBBL
12	4	1600	15 1/2	2 1/2	55 3/4	95MR12701SBBL
16	5	2570	19	3	105 1/4	95MR16801SBBL

MR

### Polyurethane on Cast Iron (09 Tapered Roller Bearing)\*

8	4	3500	11	2 1/4	63	95PY08709SBBL
10	4	4200	13	2 1/2	71	95PY10709SBBL
10	5	5000	13	2 1/2	82	95PY10809SBBL
12	3 1/2	4100	15 1/2	2 1/2	73 1/2	95PY12609SBBL
12	4	4800	15 1/2	2 1/2	76 1/4	95PY12709SBBL
12	5	6000	15 1/2	2 1/2	90	95PY12809SBBL
16	4	5970	19	3	111 1/2	95PY16709SBBL
16	5	7700	19	3	126 1/4	95PY16809SBBL

Prevenz™ antimicrobial models available. Add PREV to end of model.  
\*Roller Bearings (01) available. To order change bearing code.  
Example 95PY08701SBBL

PY

### Trionix™ High Impact Polymer (28 Precision Ball Bearing) NEW MODEL!

6	2 1/2	7200	9	2 1/4	36	95NX06428SBBL
6	3	7200	9	2 1/4	37 1/4	95NX06528SBBL
8	2 1/2	7200	11	2 1/4	41	95NX08428SBBL
8	3	7200	11	2 1/4	41	95NX08528SBBL
10	2 1/2	7200	13	2 1/2	45 1/2	95NX10428SBBL
10	3	7200	13	2 1/2	45 1/2	95NX10528SBBL

NX



# 95

## TRL Super Duty Casters (Thrust Swivel Section)

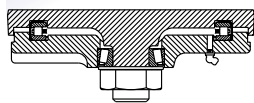


This caster has a precision roller bearing load and thrust swivel section (thrust swivel section = "TRL") and is precision machined to provide long life with greater capacity for that very rugged application. Made from AISI 1045 drop forged steel.

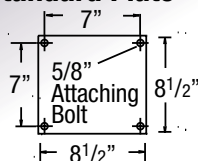
### TYPICAL APPLICATIONS

- Die carts
- Towed trailers
- Automotive plants

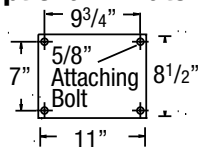
### Swivel Cross Section



### MOUNTING PLATE Standard Plate




### Optional T Plate



### FEATURES

- **Top Plate and Yoke Base:** 5/8" thick AISI 1045 drop-forged steel precision machined for bearings
- **Swivel Load Bearings:** 7" diameter machined raceway with a precision tapered roller bearing which is protected by a forged labyrinth skirt
- **Component Thrust Bearing:** 1-1/4" tapered roller bearing
- **Legs:** 1/2" steel plate formed for greater strength and welded to yoke base both inside and outside
- **King Bolt:** 1-1/4" integrally forged with top plate machined and threaded
- **Axle:** 1-1/4" solid axle and lock nut
- Alternate or custom caster configurations available

### BEARING OPTIONS



### RIG OPTIONS

- **Sealed swivel** section specify **NS95**

### BRAKE OPTIONS

**Poly Cam**  
specify **P**



**Face Contact**  
specify **F**



**Welded Swivel Lock**  
specify **L**



Hand operated field installable **Swivel Lock** specify **SL954600** (Yokes must be notched)



Wheel Diameter (Inches)	Tread Width (Inches)	Capacity (Lbs) (Rate for manual operation)	Overall Height (Inches)	Swivel Lead (Inches)	Approx. Wt. (Lbs)	Caster Number
-------------------------	----------------------	---	-------------------------	----------------------	-------------------	---------------

### Moldon Rubber on Cast Iron (01 Roller or 09 Tapered Roller Bearing)

10	4	1400	13	2 1/2	64 3/4	95MR10701STRL
12	4	1600	15 1/2	2 1/2	55 3/4	95MR12701STRL
16	5	2570	19	3	105 1/4	95MR16801STRL

MR

### Polyurethane on Cast Iron (01 Roller Bearing)\*

8	4	3500	11	2 1/2	63	95PY08701STRL
10	4	4200	13	2 1/2	71	95PY10701STRL
10	5	5000	13	2 1/2	82	95PY10801STRL
12	3 1/2	4100	15 1/2	2 1/2	73 1/2	95PY12601STRL
12	4	4800	15 1/2	2 1/2	76 1/4	95PY12701STRL
12	5	6000	15 1/2	2 1/2	90	95PY12801STRL
16	4	5970	19	3	111 1/2	95PY16701STRL
16	5	7700	19	3	126 1/4	95PY16801STRL

Prevenz™ antimicrobial models available. Add PREV to end of model.

\*Tapered Roller Bearings (09) available. To order change bearing code.

Example 95PY08709STRL

PY

Wheel Diameter (Inches)	Tread Width (Inches)	Capacity (Lbs) (Rate for manual operation)	Overall Height (Inches)	Swivel Lead (Inches)	Approx. Wt. (Lbs)	Caster Number
-------------------------	----------------------	---	-------------------------	----------------------	-------------------	---------------

### Thick Tread Polyurethane (09 Roller Bearing)\*

8	4	3500	11	2 1/2	63	95PX08709STRL
10	4	4200	13	2 1/2	71	95PX10709STRL
12	3 1/2	4100	15 1/2	2 1/2	73 1/2	95PX12609STRL
12	4	4800	15 1/2	2 1/2	76 1/4	95PX12709STRL
12	5	6000	15 1/2	2 1/2	90	95PX12809STRL
16	4	5970	19	3	111 1/2	95PX16709STRL
16	5	7700	19	3	126 1/4	95PX16809STRL

PX

Prevenz™ antimicrobial models available. Add PREV to end of model.

\*Roller Bearings (01) available. To order change bearing code.

Example 95PX08701STRL

### Phenolic (09 Tapered Roller Bearing)

8	6*	5000	11	2 1/2	54 1/2	95TM08909STRL
10	6*	5800	13	2 1/2	54	95TM10909STRL
12	4	8000	15 1/2	2 1/2	67 1/2	95TM12709STRL

TM

\*2 wheels bolted together

95TRL Series Continued

Swivel caster numbers shown,  
for rigid change STRL to R

Wheel Diameter (Inches)	Tread Width (Inches)	Capacity (Lbs) (Based on manual operation)	Overall Height (Inches)	Swivel Lead (Inches)	Approx. Wt. (LBS)	Caster Number
----------------------------	-------------------------	---	----------------------------	-------------------------	----------------------	------------------

Swivel caster numbers shown,  
for rigid change STRL to R

Wheel Diameter (Inches)	Tread Width (Inches)	Capacity (Lbs) (Based on manual operation)	Overall Height (Inches)	Swivel Lead (Inches)	Approx. Wt. (LBS)	Caster Number
----------------------------	-------------------------	---	----------------------------	-------------------------	----------------------	------------------

**Laminated Phenolic (01 Roller Bearing/09 Tapered Rolling Bearing)\*\***

6	5	8000	9	2 1/4	46	95TL06809STRL
8	6*	5000	11	2 1/2	54	95TL08909STRL
10	6*	5800	13	2 1/2	61 1/4	95TL10909STRL
12	3 1/2	4000	15 1/2	2 1/2	58 3/4	95TL12601STRL
16	4	8000	19	3	79 3/4	95TL16701STRL



TL

\*2 wheels bolted together  
\*\*Tapered Roller Bearings (09) available.  
To order change bearing code.  
Example 95TL06509STRL

**Drop Forged Steel (01 Roller or 09 Tapered Roller Bearings)**

6	3	6000	9	2 1/4	60 1/4	95FS06501STRL
6	3	10000	9	2 1/4	59 1/2	95FS06509STRL
8	4	8000	11	2 1/4	61 1/2	95FS08701STRL
8	4	10000	11	2 1/4	72 1/2	95FS08709STRL
10	3	6500	13	2 1/2	78 1/2	95FS10509STRL
10	4	8350	13	2 1/2	86 1/4	95FS10701STRL
10	4	10000	13	2 1/2	86 1/2	95FS10709STRL



FS

**Large Bore Drop Forged Steel (09 Tapered Roller Bearings)**

6	3	17000	9	2 1/4	59 1/2	95FH06509STRL
8	4	17000	11	2 1/4	72 1/2	95FH08709STRL
10	3	6000	13	2 1/2	78 1/2	95FH10509STRL
10	4	17000	13	2 1/2	86 1/2	95FH10709STRL



FH

**V-Groove Drop Forged Steel (01 Roller Bearing/09 Tapered Roller Bearing)**

6	3	6000	9	2 1/4	59 1/2	95VF06501STRL
6	3	6500	9	2 1/4	45	95VF06509STRL
8	4	8350	11	2 1/4	61 1/2	95VF08701STRL
10	3	6000	13	2 1/2	67 3/4	95VF10701STRL
10	3	6000	13	2 1/2	67 3/4	95VF10709STRL
10	4	8350	13	2 1/2	89 1/2	95VF10701STRL



VF

**Large Bore V-Groove Drop Forged Steel (09 Tapered Roller Bearing)**

6	3	10000	9	2 1/4	45	95VH06509STRL
8	4	15000	11	2 1/4	61 1/2	95VH08709STRL
10	4	15000	13	2 1/2	86 1/4	95VH10709STRL



VH

**Ductile Iron (01 Roller Bearing)**

12	3 1/2	6000	15 1/2	2 1/2	83 1/2	95FM12601STRL
----	-------	------	--------	-------	--------	---------------



FM

**Prevenz™ Antimicrobial Wheels**

To order add "PREV"  
to end of model  
number.



PY Prevenz™

PX Prevenz™

When it was time to  
move the Liberty Bell to  
the new Liberty Bell  
Center, only one caster  
company got the call . . . .

**ALBION**

# ALBION®

**Item** **Page**

Shockmaster™ and Contender™ . . . 99  
Introduction

Spring Loaded Kingpinless Casters . 100  
Introduction



110 Contender Casters . . . . . 101-103  
Capacity to 1400 lbs.



120 Contender Stainless Steel . . . . . 104-105  
Casters, Capacity to 900 lbs.



130 Contender Premium Stainless . . 106-107  
Steel Casters, Capacity to 1400 lbs.



310 Contender Casters . . . . . 108-109  
Capacity to 4100 lbs.



330 Contender Premium Stainless . . 110-111  
Steel Casters, Capacity to 3000 lbs.



410 Contender Casters . . . . . 112-113  
Capacity to 4100 lbs.



610 Contender Casters . . . . . 114-115  
Capacity to 9500 lbs. **NEW MODEL!**

**Item** **Page**



100 Shockmaster Casters . . . . . 116-118  
Capacity to 1700 lbs.



300 Shockmaster Casters . . . . . 119-120  
Capacity to 5500 lbs.



400 Shockmaster Casters . . . . . 121-122  
Capacity to 5500 lbs.



600 Shockmaster Casters . . . . . 123-124  
Capacity to 10000 lbs.



700 Shockmaster Casters . . . . . 125-126  
Capacity to 20000 lbs.



850 Shockmaster Casters . . . . . 127  
Capacity to 20000 lbs.

## Spring Loaded



141 Spring Loaded Contender . . . . . 128  
Casters, Capacity to 1500 lbs. **NEW MODEL!**



Shockmaster™ and Contender™ . . 129-130  
Spring Loaded Casters



# Shockmaster™

**FORGED KINGPINLESS**

**When failure  
isn't an option**



- Albion's Shockmaster construction is much more durable than competitor's case or induction hardened construction
- "Forged Steel" construction delivers, industry-leading durability and long life
- Tests show Shockmaster lasts up to 10 times longer than any other kingpinless on the market
- Heat treated legs for added strength
- Capacities up to 30,000 lbs
- A proven workhorse in the most abusive applications
- The preferred caster for the aviation ground support industry

**See pages 101-115**



## Contender™ KINGPINLESS

**An economical solution  
for your abusive applications**



- "Stamped Steel" welded and hardened construction
- Notched raceways standard to accommodate swivel locks
- Capacities up to 9,500 lbs
- Offset heat treated single ball swivel raceway for extended life
- Eliminates kingpin related failures
- Optional top plates and bolt patterns available

**See pages 116-127**

**Contender/Shockmaster Kingpinless**


# Spring Loaded

**Perfect for Automotive and Aviation Industry**

Newly designed Shockmaster and Contender kingpinless spring loaded casters offer greater capacity and protection from damaging shock or unwanted vibration and movement. Noise levels are reduced through the dampening effect of these casters.

See pages 128-130

**Complete Line ...**



**New! 141 Series Poly Spring  
Capacity to 1500lbs**

Unique polyurethane spring design is durable and corrosion resistant. See page 128



**S610 Shockmaster  
Capacity to 3500lbs  
See page 129-130**

**... or Custom Built to Your Needs!**



**Excellent for Weight Carts  
10,000 lbs load capacity!**

You won't find this "bad boy" at just any casters source. Albion engineers and craftsmen can custom design and build virtually any caster you need.

**Standard Kingpin Spring Loaded Models Also Available**

**40 Series  
Capacity to 500lbs**



See page 64-65

**41 Series  
Capacity to 800lbs**



See page 66

New! Springs are encapsulated and protected by a urethane SpringGuard for added safety.

**42 Series  
Capacity to 800lbs**



See page 67

**44 Series  
Capacity to 1,500lbs**



See page 68

# 110

## Contender™ Kingpinless Casters

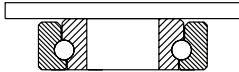


"Stamped Steel" fully heat treated construction is more durable than competitor's case or induction hardened construction.

### TYPICAL APPLICATIONS

- Dollies
- Dough troughs
- Platform trucks
- Tow line
- Utility carts
- Tooling fixtures
- Scrap metal carriers


### Swivel Cross Section



### FEATURES

- **Top Plate:** 5/16" AISI 1045 steel welded and heat treated for longer life
- **Yoke Base:** Notched AISI 1045 steel
- **Swivel Section:** One row of 3/8" ball bearings mounted in a heat treated precision machined raceway. Zerk in swivel section.
- **Axle:** 1/2" diameter hollow axle with zerk fitting on roller and tapered bearing models (Solid axle on Delrin, precision ball, and Oilex models)
- **Finish:** Zinc plating
- Alternate or custom caster configurations available

### BEARING OPTIONS



### RIG OPTIONS

- **Optional Overall heights** of 9 1/2 for 8" wheel diameter models add **-01** to end of model number.

### BRAKE OPTIONS

**Cam** specify **CB110**



**Single Side** specify **SSB110**. **Double Sided** specify **DSB110**.

**New! Face Brake** specify **FBB**



**New! Face Brake** specify **FBC** (Not available with swivel lock)

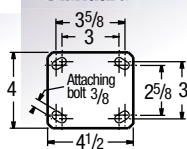
Hand operated field installable swivel lock specify **SL160000**



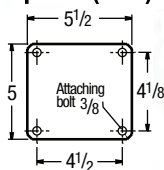
Foot operated field installable swivel lock specify **SL160002**

### MOUNTING OPTIONS

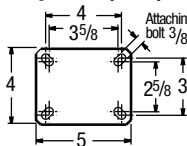
#### Standard



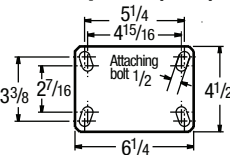
#### Optional (PATD)



#### Optional (PATJ)



#### Optional (PATK)



For swivel models add "S" to end of caster number.  
For rigid models add "R" to end of caster number.

**Wheel Diameter** (Inches)

**Tread Width** (Inches)

**Capacity** (Lbs)  
(Based for manual operation)

**Overall Height** (Inches)

**Swivel Lead** (Inches)

**Approx. Wt.** (Lbs)

**Caster Number**

For swivel models add "S" to end of caster number.  
For rigid models add "R" to end of caster number.

**Wheel Diameter** (Inches)

**Tread Width** (Inches)

**Capacity** (Lbs)  
(Based for manual operation)

**Overall Height** (Inches)

**Swivel Lead** (Inches)

**Approx. Wt.** (Lbs)

**Caster Number**

### Moldon Rubber on Cast Iron (01 Roller Bearing)\*

4	2	300	5 5/8	1 3/8	<b>110MR04201</b>
5	2	450	6 1/2	1 3/8	<b>110MR05201</b>
6	2	500	7 1/2	1 9/16	<b>110MR06201</b>
8	2	600	10 1/8	2 1/4	<b>110MR08201</b>

**MR** \*All 110 bearings listed are available. Delrin example: 110MR04251

### Moldon Rubber on Aluminum (01 Roller Bearing)\*

4	2	400	5 5/8	1 3/8	<b>110MD04201</b>
5	2	500	6 1/2	1 3/8	<b>110MD05201</b>
6	2	550	7 1/2	1 9/16	<b>110MD06201</b>
8	2	600	10 1/8	2 1/4	<b>110MD08201</b>

**MD** \*All 110 bearings listed are available. Delrin example: 110MD04151

### Heavy Duty Moldon Rubber on Cast Iron (01 Roller Bearing)\*

5	2	700	6 1/2	1 3/8	<b>110MH05201</b>
6	2	820	7 1/2	1 9/16	<b>110MH06201</b>
8	2	1000	10 1/8	2 1/4	<b>110MH08201</b>

**MH** \*All 110 bearings listed are available. Delrin example: 110MH05251

### X-tra Soft (Flat Tread) (01 Roller Bearing)\*

4	2	350	5 5/8	1 3/8	<b>110XS04201</b>
5	2	375	6 1/2	1 3/8	<b>110XS05201</b>
6	2	600	7 1/2	1 9/16	<b>110XS06201</b>
8	2	675	10 1/8	2 1/4	<b>110XS08201</b>

**XS** \*All 110 bearings listed are available. Delrin example: 110XS04251

Prevenz™ antimicrobial models available.  
Add PREV to end of caster number.

110 SERIES • CAPACITY TO 1400

Continue on next page

For swivel models add "S" to end of caster number.  
For rigid models add "R" to end of caster number.

**Wheel Diameter** (Inches)

**Tread Width** (Inches)

**Capacity** (Lbs)  
(Based on normal operation)

**Overall Height** (Inches)

**Swivel Lead** (Inches)

**Approx. Wt.** (Lbs)

**Caster Number**

For swivel models add "S" to end of caster number.  
For rigid models add "R" to end of caster number.

**Wheel Diameter** (Inches)

**Tread Width** (Inches)

**Capacity** (Lbs)  
(Based on normal operation)

**Overall Height** (Inches)

**Swivel Lead** (Inches)

**Approx. Wt.** (Lbs)

**Caster Number**

**X-tra Soft Round Tread (01 Roller Bearing)\***

6	2	450	7 1/2	1 9/16	110XR06201
8	2	600	10 1/8	2 1/4	110XR08201

Prevenz™ antimicrobial models available.  
Add PREV to end of caster number.  
\*All 110 bearings listed are available. Delrin example: 110XR04251

XR

**High Modulus Rubber on Aluminum (28 Precision Ball Bearing)**

5	2	300	6 1/2	1 3/8	110RM05228
6	2	350	7 1/2	1 9/16	110RM06228
8	2	450	10 1/2	2 1/4	110RM08228

**NEW MODEL!** For black tread specify "RL" wheel code (example 110RL05228).

RM

**Solid Rubber (01 Roller Bearing)\***

4	2	220	5 5/8	1 3/16	110RR04201
5	2	325	6 1/2	1 3/8	110RR05201
6	2	350	7 1/2	1 9/16	110RR06201

\*All 110 bearings listed are available. Delrin example: 110RR04251

RR

**Pneumatic (27 Industrial Ball Bearing)**

6	2	200	7 1/2	1 7/16	110SF06227
8	2	210	10 1/8	2 1/4	110SF08227

SF

**Polypropylene (01 Roller Bearing)\***

4	2	450	5 5/8	1 3/16	110PB04201
5	2	650	6 1/2	1 3/8	110PB05201
6	2	750	7 1/2	1 9/16	110PB06201
8	2	1000	10 1/8	2 1/4	110PB08201

\*All 110 bearings listed are available including plain bore.  
Plain bore example: 110RR04241.  
If plain bore specified 5" diameter capacity is 450lbs,  
6" diameter is 650lbs, 8" diameter is 850 lbs.

PB

**Fiberglass Filled Polypropylene (01 Roller Bearing)\***

4	2	350	5 5/8	1 3/16	110GP04201
5	2	800	6 1/2	1 3/8	110GP05201
6	2	1000	7 1/2	1 9/16	110GP06201
8	2	1400	10 1/8	2 1/4	110GP08201

**NEW MODEL!**  
\*Delrin (51) Bearings or plain bore (41) models available.  
Change "01" example: 110GP04251.

GP

**White Polypropylene (Plain Bore)\***

4	2	450	5 5/8	1 3/16	110PW04241
5	2	550	6 1/2	1 3/8	110PW05241
6	2	650	7 1/2	1 9/16	110PW06241

\*All 110 bearings listed are available. Delrin example: 110PW04251

PW

**High Temp Polypropylene (Plain Bore)\***

4	2	500	5 5/8	1 3/16	110RW04241
5	2	650	6 1/2	1 3/8	110RW05241
6	2	700	7 1/2	1 9/16	110RW06241
8	2	900	10 1/8	2 1/4	110RW08241

\*All 110 bearings listed are available including plain bore.  
Plain bore example: 110RW04241.  
If plain bore specified 5" diameter capacity is 300lbs,  
6" diameter is 440lbs

RW

**Polyurethane on Aluminum Flat Tread (Roller Bearing)\***

4	2	700	5 5/8	1 3/16	110PD04201
5	2	1050	6 1/2	1 3/8	110PD05201
6	2	1230	7 1/2	1 9/16	110PD06201
8	2	1400	10 1/8	2 1/4	110PD08201

**POPULAR MODEL!**  
\*All 110 bearings listed are available. Delrin example: 110PD04251

PD

**Polyurethane on Cast Iron (01 Roller Bearing)\***

4	2	700	5 5/8	1 3/16	110PI04201
5	2	1000	6 1/2	1 3/8	110PI05201
6	2	1200	7 1/2	1 9/16	110PI06201
8	2	1400	10 1/8	2 1/4	110PI08201

\*All 110 bearings listed are available. Delrin example: 110PI04251

PI

**Polyurethane on Aluminum Round Tread (28 Precision Ball Bearing)**

5	2	1000	6 1/2	1 3/8	110PM05228
6	2	1250	7 1/2	1 9/16	110PM06228
8	2	1400	10 1/8	2 1/4	110PM08228

PM

**Polyurethane on Polypropylene (01 Roller Bearing)\***

4	2	600	5 5/8	1 3/16	110XA04201
5	2	750	6 1/2	1 3/8	110XA05201
6	2	900	7 1/2	1 9/16	110XA06201
8	2	1000	10 1/8	2 1/4	110XA08201

Prevenz™ antimicrobial models available.  
Add PREV to end of caster number.  
\*All 110 bearings listed are available. Delrin example: 110XA04251

XA

**X-Treme™ Solid Polyurethane (01 Roller Bearing)\***

4	2	1000	5 5/8	1 3/16	110XI04201
5	2	1000	6 1/2	1 3/8	110XI05201
6	2	1000	7 1/2	1 9/16	110XI06201
8	2	1000	10 1/8	2 1/4	110XI08201

\*All 110 bearings listed are available. Delrin example: 110XI04251

XI

**X-Treme™ Plus Solid Polyurethane (01 Roller Bearing)\***

4	2	1400	5 5/8	1 3/16	110XP04201
5	2	1200	6 1/2	1 3/8	110XP05201
6	2	1400	7 1/2	1 9/16	110XP06201
8	2	1400	10 1/8	2 1/4	110XP08201

Prevenz™ antimicrobial models available.  
Add PREV to end of caster number.  
\*All 110 bearings listed are available. Delrin example: 110XP04251

XP

**V-Grooved Polyurethane (02 Drawn Cup Roller Bearing)\***

4	2	300	5 5/8	1 3/16	110XV04202
5	2	300	6 1/2	1 3/8	110XV05202
6	2	300	7 1/2	1 9/16	110XV06202

XV

**Phenolic (01 Roller Bearing)\***

4	2	800	5 5/8	1 3/16	110TM04201
5	2	1000	6 1/2	1 3/8	110TM05201
6	2	1200	7 1/2	1 9/16	110TM06201
8	2	1400	10 1/8	2 1/4	110TM08201

\*All 110 bearings listed are available. Delrin example: 110TM04251

TM

Continue on next page



For swivel models add "S" to end of caster number.  
For rigid models add "R" to end of caster number.


Wheel Diameter (Inches) | Tread Width (Inches) | Capacity (Lbs) (Rated for manual operation) | Overall Height (Inches) | Swivel Lead (Inches) | Approx. Wt. (Lbs) | Caster Number

For swivel models add "S" to end of caster number.  
For rigid models add "R" to end of caster number.

Wheel Diameter (Inches) | Tread Width (Inches) | Capacity (Lbs) (Rated for manual operation) | Overall Height (Inches) | Swivel Lead (Inches) | Approx. Wt. (Lbs) | Caster Number


**Straight Sided Phenolic (01 Roller Bearing)\***

4	2	1000	5 <sup>5</sup> / <sub>8</sub>	1 <sup>3</sup> / <sub>16</sub>	110TH04201
5	2	1200	6 <sup>1</sup> / <sub>2</sub>	1 <sup>3</sup> / <sub>8</sub>	110TH05201
6	2	1400	7 <sup>1</sup> / <sub>2</sub>	1 <sup>9</sup> / <sub>16</sub>	110TH06201

**TH**  \*All 110 bearings listed are available. Delrin example: 110TH04251


**Trionix™ NX High Impact Polymer (28 Precision Ball Bearing)**

4	2	1400	5 <sup>5</sup> / <sub>8</sub>	1 <sup>3</sup> / <sub>16</sub>	110NX04228
5	2	1400	6 <sup>1</sup> / <sub>2</sub>	1 <sup>3</sup> / <sub>8</sub>	110NX05228
6	2	1400	7 <sup>1</sup> / <sub>2</sub>	1 <sup>9</sup> / <sub>16</sub>	110NX06228
8	2	1400	10 <sup>1</sup> / <sub>8</sub>	2 <sup>1</sup> / <sub>4</sub>	110NX08228

**NX** 


**Maxim® (01 Roller Bearing)\***

4	2	800	5 <sup>5</sup> / <sub>8</sub>	1 <sup>3</sup> / <sub>16</sub>	110NG04201
5	2	1000	6 <sup>1</sup> / <sub>2</sub>	1 <sup>3</sup> / <sub>8</sub>	110NG05201
6	2	1200	7 <sup>1</sup> / <sub>2</sub>	1 <sup>9</sup> / <sub>16</sub>	110NG06201
8	2	1400	10 <sup>1</sup> / <sub>8</sub>	2 <sup>1</sup> / <sub>4</sub>	110NG08201

**NG**  \*All 110 bearings listed are available. Delrin example: 110NG04251


**Cast Iron (01 Roller Bearing)\***

4	2	1000	5 <sup>5</sup> / <sub>8</sub>	1 <sup>3</sup> / <sub>16</sub>	110CA04201
5	2	1300	6 <sup>1</sup> / <sub>2</sub>	1 <sup>3</sup> / <sub>8</sub>	110CA05201
6	2	1400	7 <sup>1</sup> / <sub>2</sub>	1 <sup>9</sup> / <sub>16</sub>	110CA06201
8	2	1400	10 <sup>1</sup> / <sub>8</sub>	2 <sup>1</sup> / <sub>4</sub>	110CA08201

**CA**  \*All 110 bearings listed are available. Delrin example: 110CA04251


**Maxim® NR Noise Reduction (01 Roller Bearing)\***

4	2	800	5 <sup>5</sup> / <sub>8</sub>	1 <sup>3</sup> / <sub>16</sub>	110NR04201
5	2	1000	6 <sup>1</sup> / <sub>2</sub>	1 <sup>3</sup> / <sub>8</sub>	110NR05201
6	2	1200	7 <sup>1</sup> / <sub>2</sub>	1 <sup>9</sup> / <sub>16</sub>	110NR06201
8	2	1400	10 <sup>1</sup> / <sub>8</sub>	2 <sup>1</sup> / <sub>4</sub>	110NR08201

**NR**  \*All 110 bearings listed are available. Delrin example: 110NR04251  
Prevenz™ antimicrobial models available. Add PREV to end of caster number.


**Heavy Duty Cast Iron (01 Roller Bearing)\***

5	2	1400	6 <sup>1</sup> / <sub>2</sub>	1 <sup>3</sup> / <sub>8</sub>	110CH05201
6	2	1400	7 <sup>1</sup> / <sub>2</sub>	1 <sup>9</sup> / <sub>16</sub>	110CH06201
8	2	1400	10 <sup>1</sup> / <sub>8</sub>	2 <sup>1</sup> / <sub>4</sub>	110CH08201

**CH**  \*All 110 bearings listed are available. Delrin example: 110CH04251

**Hi-Temp Nylon (01 Roller Bearing)\***

4	2	800	5 <sup>5</sup> / <sub>8</sub>	1 <sup>3</sup> / <sub>16</sub>	110HE04201
5	2	1000	6 <sup>1</sup> / <sub>2</sub>	1 <sup>3</sup> / <sub>8</sub>	110HE05201
6	2	1200	7 <sup>1</sup> / <sub>2</sub>	1 <sup>9</sup> / <sub>16</sub>	110HE06201
8	2	1400	10 <sup>1</sup> / <sub>8</sub>	2 <sup>1</sup> / <sub>4</sub>	110HE08201

**HE**  \*All 110 bearings listed are available. Delrin example: 110HE04251


**Drop Forged Steel (01 Roller Bearing)\***

4	1 <sup>1</sup> / <sub>2</sub>	1400	5 <sup>5</sup> / <sub>8</sub>	1 <sup>3</sup> / <sub>16</sub>	110FS04101
5	1 <sup>3</sup> / <sub>4</sub>	1400	6 <sup>1</sup> / <sub>2</sub>	1 <sup>3</sup> / <sub>8</sub>	110FS05201
6	2	1400	7 <sup>1</sup> / <sub>2</sub>	1 <sup>9</sup> / <sub>16</sub>	110FS06201

**FS**  \*All 110 bearings listed are available. Delrin example: 110FS04251


**Trionix™ High Impact Polymer (28 Precision Ball Bearing)**

8	2	1400	10 <sup>1</sup> / <sub>8</sub>	2 <sup>1</sup> / <sub>4</sub>	110NY08228
---	---	------	--------------------------------	-------------------------------	------------

**NY** 


**V-Grooved Cast Iron (01 Roller Bearing)\***

4	2	800	5 <sup>5</sup> / <sub>8</sub>	1 <sup>3</sup> / <sub>16</sub>	110VG04201
5	2	800	6 <sup>1</sup> / <sub>2</sub>	1 <sup>3</sup> / <sub>8</sub>	110VG05201
6	2	1000	7 <sup>1</sup> / <sub>2</sub>	1 <sup>9</sup> / <sub>16</sub>	110VG06201

**VG**  \*All 110 bearings listed are available. Delrin example: 110VG04251


**White Nylon (01 Roller Bearing)\*** **NEW MODEL!**

5	2	600	6 <sup>1</sup> / <sub>2</sub>	1 <sup>3</sup> / <sub>8</sub>	110NW05201
6	2	900	7 <sup>1</sup> / <sub>2</sub>	1 <sup>9</sup> / <sub>16</sub>	110NW06201
8	2	1100	10 <sup>1</sup> / <sub>8</sub>	2 <sup>1</sup> / <sub>4</sub>	110NW08201

**NW**  \*Delrin (51) Bearings or plain bore (00) models available. Change "01" example: 110NW05251.


**Ductile Iron Crowned Tread (01 Roller Bearing)** **NEW MODEL!**

5	2	1400	6 <sup>1</sup> / <sub>2</sub>	1 <sup>3</sup> / <sub>8</sub>	110FR05201
6	2	1400	7 <sup>1</sup> / <sub>2</sub>	1 <sup>9</sup> / <sub>16</sub>	110FR06201
8	2	1400	10 <sup>1</sup> / <sub>8</sub>	2 <sup>1</sup> / <sub>4</sub>	110FR08201

**FR, FM**  \*Tapered Roller bearings (09) and Precision Ball (28) available. (Tapered Roller example: 110FR05209).  
Note: Ductile Iron Flat Tread (FM) models available. Change FR wheel code to FM. Example: 110FM05201.

**Prevenz™ Antimicrobial Wheels**

The EPA registered and FDA compliant antimicrobial additive used in Prevenz™ wheels is designed to suppress the growth of a variety of destructive and odor causing microbes including bacteria, molds, mildew and fungi. To order add "PREV" to end of caster number.



XS Prevenz™ XR Prevenz™ XA Prevenz™ NG Prevenz™ XP Prevenz™

# 120

NEW MODEL!

## Contender™ Stainless Steel Casters



This caster is the ideal solution for applications where frequent wash-downs are necessary. The polished stainless steel caster is also well suited for applications exposed to cleaning agents, steam, caustic solutions, or other corrosive agents which could cause rust.

### TYPICAL APPLICATIONS

- Dollies
- Dough troughs
- Platform trucks
- Tow line
- Utility carts
- Tooling fixtures
- Scrap metal carriers



### FEATURES

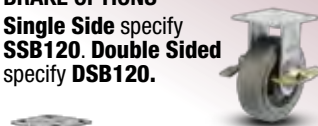
- **Top Plate:** 5/16" 304 stainless steel and welded construction for longer life
- **Yoke Base:** Notched 304 stainless steel welded inside and out
- **Legs:** 304 stainless welded inside and out
- **Swivel Section:** One row of 3/8" ball bearings mounted in a precision machined raceway. Zerk in swivel section.
- **Axle:** 1/2" diameter hollow axle with zerk fitting on roller and tapered bearing models (Solid axle on Delrin, precision ball, and Oilex models)
- Alternate or custom caster configurations available

### RIG OPTIONS

- **Optional Overall heights** of 9 1/2" for 8" wheel diameter models add **-01** to end of model number.

### BRAKE OPTIONS

**Single Side** specify **SSB120**. **Double Sided** specify **DSB120**.



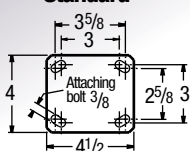
**New! Face Brake** specify **FBD**

Hand operated field installable lock specify **SL1200000**

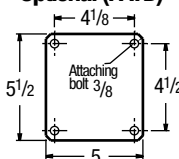


### MOUNTING OPTIONS

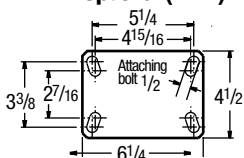
#### Standard



#### Optional (PATD)



#### Optional (PATK)



### BEARING OPTIONS



For swivel models add "S" to end of caster number.  
For rigid models add "R" to end of caster number.

**Wheel Diameter** (Inches)  
**Tread Width** (Inches)  
**Capacity** (Lbs) (Based on manual operation)  
**Overall Height** (Inches)  
**Swivel Lead** (Inches)  
**Approx. Wt.** (Lbs)  
**Caster Number**

For swivel models add "S" to end of caster number.  
For rigid models add "R" to end of caster number.

**Wheel Diameter** (Inches)  
**Tread Width** (Inches)  
**Capacity** (Lbs) (Based on manual operation)  
**Overall Height** (Inches)  
**Swivel Lead** (Inches)  
**Approx. Wt.** (Lbs)  
**Caster Number**

### X-tra Soft (Flat Tread) (01 Roller Bearing)\*

4	2	350	5 5/8	1 3/16	<b>120XS04201</b>
5	2	375	6 1/2	1 3/8	<b>120XS05201</b>
6	2	600	7 1/2	1 9/16	<b>120XS06201</b>
8	2	675	10 1/8	2 1/4	<b>120XS08201</b>



XS

Prevenz™ antimicrobial models available. Add PREV to end of model.

\*Stainless Steel Roller (01 ZB03) and Delrin (51) Bearings available. Change "01" to other bearing code.

Stainless Steel Roller Example: 120XS04201 ZB03

### X-tra Soft Round Tread (01 Roller Bearing)\*

6	2	400	7 1/2	1 9/16	<b>120XR06201</b>
8	2	600	10 1/8	2 1/4	<b>120XR08201</b>



XR

Prevenz™ antimicrobial models available. Add PREV to end of model.

\*Stainless Steel Roller (01 ZB03) and Delrin (51) Bearings available. Change "01" to other bearing code.

Stainless Steel Roller Example: 120XR06201 ZB03

### High Modulus Rubber on Aluminum (28 Precision Ball Bearing)

5	2	300	6 1/2	1 3/8	<b>120RM05228</b>
6	2	350	7 1/2	1 9/16	<b>120RM06228</b>
8	2	450	10 1/2	2 1/4	<b>120RM08228</b>

RM

NEW MODEL!

For black tread specify "RL" wheel code (example 120RL05228).

### Polypropylene (01 Roller Bearing)\*

4	2	450	5 5/8	1 3/16	<b>120PB04201</b>
5	2	650	6 1/2	1 3/8	<b>120PB05201</b>
6	2	750	7 1/2	1 9/16	<b>120PB06201</b>
8	2	900	10 1/8	2 1/4	<b>120PB08201</b>

PB

\*Stainless Steel Roller (01 ZB03) and Delrin (51) Bearings available. Change "01" to other bearing code.

Stainless Steel Roller Example: 120PB06201 ZB03

### White Polypropylene (41 Plain Bore)

4	2	220	5 5/8	1 3/16	<b>120PW04241</b>
5	2	325	6 1/2	1 3/8	<b>120PW05241</b>
6	2	350	7 1/2	1 9/16	<b>120PW06241</b>

PW

Continue on next page

For swivel models add "S" to end of caster number.  
For rigid models add "R" to end of caster number.

Wheel Diameter (Inches)

Tread Width (Inches)

Capacity (Lbs) (Based on normal operation)

Overall Height (Inches)


Swivel Lead (Inches)

Approx. Wt. (Lbs)

Caster Number


**Fiberglass Filled Polypropylene (01 Roller Bearing)\*** **NEW MODEL!**

4	2	350	5 5/8	1 3/16	<b>120GP04201</b>
5	2	800	6 1/2	1 3/8	<b>120GP05201</b>
6	2	900	7 1/2	1 9/16	<b>120GP06201</b>
8	2	900	10 1/8	2 1/4	<b>120GP08201</b>

 \*Delrin (51) Bearings or plain bore (41) models available.  
Change "01" example: 120GP04251.


**High Temp Polypropylene (41 Plain Bore)**

4	2	500	5 5/8	1 3/16	<b>120RW04241</b>
5	2	650	6 1/2	1 3/8	<b>120RW05241</b>
6	2	700	7 1/2	1 9/16	<b>120RW06241</b>
8	2	900	10 1/8	2 1/4	<b>120RW08241</b>

 **RW**


**Polyurethane on Aluminum Round Tread (28 Precision Ball Bearings)**

5	2	900	6 1/2	1 3/8	<b>120PM05228</b>
6	2	900	7 1/2	1 9/16	<b>120PM06228</b>
8	2	900	10 1/8	2 1/4	<b>120PM08228</b>

 **PM**

**Polyurethane on Polypropylene (01 Roller Bearing)**


4	2	600	5 5/8	1 3/16	<b>120XA04201</b>
5	2	750	6 1/2	1 3/8	<b>120XA05201</b>
6	2	900	7 1/2	1 9/16	<b>120XA06201</b>
8	2	900	10 1/8	2 1/4	<b>120XA08201</b>

 **XA**

Prevenz™ antimicrobial models available. Add PREV to end of model.  
\*Stainless Steel Roller (01 ZB03) and Delrin (51) Bearings available.  
Change "01" to other bearing code.  
Stainless Steel Roller Example: 120XA04201 ZB03

**X-Treme™ Solid Polyurethane (01 Roller Bearing)\***


4	2	900	5 5/8	1 3/16	<b>120XI04201</b>
5	2	900	6 1/2	1 3/8	<b>120XI05201</b>
6	2	900	7 1/2	1 9/16	<b>120XI06201</b>
8	2	900	10 1/8	2 1/4	<b>120XI08201</b>

 **XI**

\*Stainless Steel Roller (01 ZB03), Bronze (22), Pedestal Precision (29), Annular Ball (31) and Delrin (51) bearings available. Change "01" to other bearing code. Pedestal Precision example: 120XI04229.


**X-Treme™ Plus Solid Polyurethane (01 Roller Bearing)\***

4	2	900	5 5/8	1 3/16	<b>120XP04201</b>
5	2	900	6 1/2	1 3/8	<b>120XP05201</b>
6	2	900	7 1/2	1 9/16	<b>120XP06201</b>
8	2	900	10 1/8	2 1/4	<b>120XP08201</b>

 **XP**

**Phenolic (01 Roller Bearing)**


4	2	800	5 5/8	1 3/16	<b>120TM04201</b>
5	2	900	6 1/2	1 3/8	<b>120TM05201</b>
6	2	900	7 1/2	1 9/16	<b>120TM06201</b>
8	2	900	10 1/8	2 1/4	<b>120TM08201</b>

 **TM**

\*Stainless Steel Roller (01 ZB03) and Delrin (51) Bearings available.  
Change "01" to other bearing code.  
Stainless Steel Roller Example: 120TM06201 ZB03

**Straight Sided Phenolic (01 Roller Bearing)**

4	2	900	5 5/8	1 3/16	<b>120TH04201</b>
5	2	900	6 1/2	1 3/8	<b>120TH05201</b>
6	2	900	7 1/2	1 9/16	<b>120TH06201</b>

 **TH**

For swivel models add "S" to end of caster number.  
For rigid models add "R" to end of caster number.

Wheel Diameter (Inches)

Tread Width (Inches)

Capacity (Lbs) (Based on normal operation)

Overall Height (Inches)


Swivel Lead (Inches)

Approx. Wt. (Lbs)

Caster Number

**Maxim® (01 Roller Bearing)\***


4	2	800	5 5/8	1 3/16	5	<b>120NG04201</b>
5	2	900	6 1/2	1 3/8	5 1/4	<b>120NG05201</b>
6	2	900	7 1/2	1 9/16	5 3/4	<b>120NG06201</b>
8	2	900	10 1/8	2 1/4	7	<b>120NG08201</b>

 **NG**

Prevenz™ antimicrobial models available. Add PREV to end of model.  
\*Stainless Steel Roller (01 ZB03), Bronze (22), Pedestal Precision (29), Annular Ball (31) and Delrin (51) bearings available. Change "01" to other bearing code. Pedestal Precision example: 120NG04229.

**Maxim® NR Noise Reduction (01 Roller Bearing)\***


4	2	800	5 5/8	1 3/16	<b>120NR04201</b>
5	2	900	6 1/2	1 3/8	<b>120NR05201</b>
6	2	900	7 1/2	1 9/16	<b>120NR06201</b>
8	2	900	10 1/8	2 1/4	<b>120NR08201</b>

 **NR**

Prevenz™ antimicrobial models available. Add PREV to end of model.  
\*Stainless Steel Roller (01 ZB03), Bronze (22), Pedestal Precision (29), Annular Ball (31) and Delrin (51) bearings available. Change "01" to other bearing code. Pedestal Precision example: 120NR04229.

**White Nylon (01 Roller Bearing)\*** **NEW MODEL!**


5	2	600	6 1/2	1 3/8	<b>120NW05201</b>
6	2	900	7 1/2	1 9/16	<b>120NW06201</b>
8	2	900	10 1/8	2 1/4	<b>120NW08201</b>

 **NW**

\*Delrin (51) Bearings or plain bore (00) models available.  
Change "01" example: 120NW05251.

**Hi-Temp Nylon (01 Roller Bearing)**


4	2	800	5 5/8	1 3/16	<b>120HE04201</b>
5	2	900	6 1/2	1 3/8	<b>120HE05201</b>
6	2	900	7 1/2	1 9/16	<b>120HE06201</b>
8	2	900	10 1/8	2 1/4	<b>120HE08201</b>

 **HE**

\*Stainless Steel Roller (01 ZB03) bearings available.  
Change "01" to other bearing code. Example: 120HE04201 ZB03.

**Drop Forged Steel (01 Roller Bearing)\***






4	1 1/2	900	5 5/8	1 3/16	<b>120FS04101</b>
5	1 3/4	900	6 1/2	1 3/8	<b>120FS05201</b>
6	2	900	7 1/2	1 9/16	<b>120FS06201</b>

 **FS**

Stainless steel models available, consult factory.  
\*Stainless Steel Roller (01 ZB03) bearings available.  
Change "01" to other bearing code. Example: 120FS04201 ZB03.

**Prevenz™ Antimicrobial Wheels**

The EPA registered and FDA compliant antimicrobial additive used in Prevenz™ wheels is designed to suppress the growth of a variety of destructive and odor causing microbes including bacteria, molds, mildew and fungi. To order add "PREV" to end of caster number.

XS Prevenz™ XR Prevenz™ XA Prevenz™ NG Prevenz™ XP Prevenz™

# 130

NEW MODEL!

## Contender™ Premium Stainless Steel



### FEATURES

- **Top Plate:** 5/16" 304 stainless steel welded to 316 stainless raceway for longer life
- **Yoke Base:** Notched 316 stainless steel welded inside and out
- **Legs:** 304 stainless steel welded inside and out
- **Swivel Section:** One row of 3/8" ball bearings mounted in a precision machined raceway. Zerk in swivel section.
- **Axle:** 1/2" diameter hollow axle with zerk fitting on roller and tapered bearing models (Solid axle on Delrin, precision ball, and Oillex models)
- Alternate or custom caster configurations available

### RIG OPTIONS

- **Optional Overall heights** of 9 1/2" for 8" wheel diameter models add **-01** to end of model number.

### BRAKE OPTIONS

**Single Side** specify **SSB130**. **Double Sided** specify **DSB130**.



**New! Face Brake** specify **FBD**

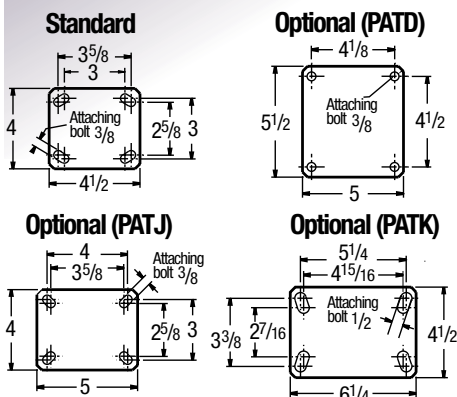
Hand operated field installable swivel lock specify **SL1200000**

Caster features premium grade 304 stainless steel caster rig with a strong premium 316 stainless swivel section. The caster is well suited for applications exposed to cleaning agents, steam, caustic solutions, or other corrosive agents which could cause rust.

### TYPICAL APPLICATIONS

- Dollies
- Dough troughs
- Platform trucks
- Tow line
- Utility carts
- Tooling fixtures
- Scrap metal carriers


### MOUNTING OPTIONS



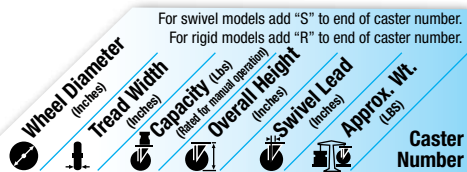
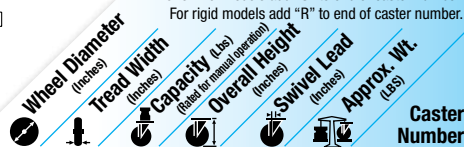
### BEARING OPTIONS



### Swivel Cross Section



For swivel models add "S" to end of caster number.  
For rigid models add "R" to end of caster number.



### X-tra Soft (Flat Tread) (01 Roller Bearing)\*

4	2	350	5 5/8	1 3/16	<b>130XS04201</b>
5	2	375	6 1/2	1 3/8	<b>130XS05201</b>
6	2	600	7 1/2	1 9/16	<b>130XS06201</b>
8	2	675	10 1/8	2 1/4	<b>130XS08201</b>



Prevenz™ antimicrobial models available. Add PREV to end of model.

\*Stainless Steel Roller (01 ZB03) and Delrin (51) Bearings available. Change "01" to other bearing code.

Stainless Steel Roller Example: 130XS04201 ZB03

### X-tra Soft Round Tread (01 Roller Bearing)\*

6	2	400	7 1/2	1 9/16	<b>130XR06201</b>
8	2	600	10 1/8	2 1/4	<b>130XR08201</b>



Prevenz™ antimicrobial models available. Add PREV to end of model.

\*Stainless Steel Roller (01 ZB03) and Delrin (51) Bearings available. Change "01" to other bearing code.

Stainless Steel Roller Example: 130XR06201 ZB03

### High Modulus Rubber on Aluminum (28 Precision Ball Bearing)

5	2	300	6 1/2	1 3/8	<b>130RM05228</b>
6	2	350	7 1/2	1 9/16	<b>130RM06228</b>
8	2	450	10 1/2	2 1/4	<b>130RM08228</b>



For black tread specify "RL" wheel code (example 130RL05228).

### Polypropylene (01 Roller Bearing)\*

4	2	450	5 5/8	1 3/16	<b>130PB04201</b>
5	2	650	6 1/2	1 3/8	<b>130PB05201</b>
6	2	750	7 1/2	1 9/16	<b>130PB06201</b>
8	2	1000	10 1/8	2 1/4	<b>130PB08201</b>



\*Stainless Steel Roller (01 ZB03) and Delrin (51) Bearings available. Change "01" to other bearing code.

Stainless Steel Roller Example: 120XR06201 ZB03

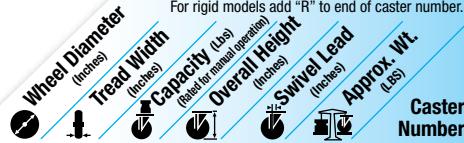
### White Polypropylene (41 Plain Bore)

4	2	220	5 5/8	1 3/16	<b>130PW04241</b>
5	2	325	6 1/2	1 3/8	<b>130PW05241</b>
6	2	350	7 1/2	1 9/16	<b>130PW06241</b>



Continue on next page

For swivel models add "S" to end of caster number.  
For rigid models add "R" to end of caster number.



**Fiberglass Filled Polypropylene (01 Roller Bearing)\*** **NEW MODEL!**

4	2	350	5 <sup>5</sup> / <sub>8</sub>	1 <sup>3</sup> / <sub>16</sub>	<b>130GP04201</b>
5	2	800	6 <sup>1</sup> / <sub>2</sub>	1 <sup>3</sup> / <sub>8</sub>	<b>130GP05201</b>
6	2	1000	7 <sup>1</sup> / <sub>2</sub>	1 <sup>9</sup> / <sub>16</sub>	<b>130GP06201</b>
8	2	1400	10 <sup>1</sup> / <sub>8</sub>	2 <sup>1</sup> / <sub>4</sub>	<b>130GP08201</b>

GP

\*Delrin (51) Bearings or plain bore (41) models available.  
Change "01" example: 130GP04251.

**High Temp Polypropylene (41 Plain Bore)**

4	2	500	5 <sup>5</sup> / <sub>8</sub>	1 <sup>3</sup> / <sub>16</sub>	<b>130RW04241</b>
5	2	650	6 <sup>1</sup> / <sub>2</sub>	1 <sup>3</sup> / <sub>8</sub>	<b>130RW05241</b>
6	2	700	7 <sup>1</sup> / <sub>2</sub>	1 <sup>9</sup> / <sub>16</sub>	<b>130RW06241</b>
8	2	900	10 <sup>1</sup> / <sub>8</sub>	2 <sup>1</sup> / <sub>4</sub>	<b>130RW08241</b>

RW

**Polyurethane on Aluminum Round Tread (28 Precision Ball Bearings)**

5	2	1000	6 <sup>1</sup> / <sub>2</sub>	1 <sup>3</sup> / <sub>8</sub>	<b>130PM05228</b>
6	2	1250	7 <sup>1</sup> / <sub>2</sub>	1 <sup>9</sup> / <sub>16</sub>	<b>130PM06228</b>
8	2	1400	10 <sup>1</sup> / <sub>8</sub>	2 <sup>1</sup> / <sub>4</sub>	<b>130PM08228</b>

PM

**Polyurethane on Polypropylene (01 Roller Bearing)**

4	2	600	5 <sup>5</sup> / <sub>8</sub>	1 <sup>3</sup> / <sub>16</sub>	<b>130XA04201</b>
5	2	750	6 <sup>1</sup> / <sub>2</sub>	1 <sup>3</sup> / <sub>8</sub>	<b>130XA05201</b>
6	2	900	7 <sup>1</sup> / <sub>2</sub>	1 <sup>9</sup> / <sub>16</sub>	<b>130XA06201</b>
8	2	1000	10 <sup>1</sup> / <sub>8</sub>	2 <sup>1</sup> / <sub>4</sub>	<b>130XA08201</b>

XA

Prevenz™ antimicrobial models available. Add PREV to end of model.  
\*Stainless Steel Roller (01 ZB03) and Delrin (51) Bearings available.  
Change "01" to other bearing code.  
Stainless Steel Roller Example: 130XA04201 ZB03

**X-Treme™ Solid Polyurethane (01 Roller Bearing)\***

4	2	1000	5 <sup>5</sup> / <sub>8</sub>	1 <sup>3</sup> / <sub>16</sub>	<b>130XI04201</b>
5	2	1000	6 <sup>1</sup> / <sub>2</sub>	1 <sup>3</sup> / <sub>8</sub>	<b>130XI05201</b>
6	2	1000	7 <sup>1</sup> / <sub>2</sub>	1 <sup>9</sup> / <sub>16</sub>	<b>130XI06201</b>
8	2	1000	10 <sup>1</sup> / <sub>8</sub>	2 <sup>1</sup> / <sub>4</sub>	<b>130XI08201</b>

XI

\*Stainless Steel Roller (01 ZB03), Bronze (22), Pedestal Precision (29), Annular Ball (31) and Delrin (51) bearings available. Change "01" to other bearing code. Pedestal Precision example: 130XI04229.

**X-Treme™ Plus Solid Polyurethane (01 Roller Bearing)\***

4	2	1400	5 <sup>5</sup> / <sub>8</sub>	1 <sup>3</sup> / <sub>16</sub>	<b>130XP04201</b>
5	2	1200	6 <sup>1</sup> / <sub>2</sub>	1 <sup>3</sup> / <sub>8</sub>	<b>130XP05201</b>
6	2	1400	7 <sup>1</sup> / <sub>2</sub>	1 <sup>9</sup> / <sub>16</sub>	<b>130XP06201</b>
8	2	1400	10 <sup>1</sup> / <sub>8</sub>	2 <sup>1</sup> / <sub>4</sub>	<b>130XP08201</b>

XP

**Phenolic (01 Roller Bearing)**

4	2	800	5 <sup>5</sup> / <sub>8</sub>	1 <sup>3</sup> / <sub>16</sub>	<b>130TM04201</b>
5	2	1000	6 <sup>1</sup> / <sub>2</sub>	1 <sup>3</sup> / <sub>8</sub>	<b>130TM05201</b>
6	2	1200	7 <sup>1</sup> / <sub>2</sub>	1 <sup>9</sup> / <sub>16</sub>	<b>130TM06201</b>
8	2	1400	10 <sup>1</sup> / <sub>8</sub>	2 <sup>1</sup> / <sub>4</sub>	<b>130TM08201</b>

TM

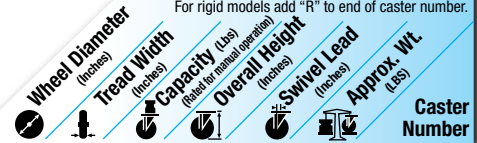
\*Stainless Steel Roller (01 ZB03) and Delrin (51) Bearings available.  
Change "01" to other bearing code.  
Stainless Steel Roller Example: 130TM06201 ZB03

**Straight Sided Phenolic (01 Roller Bearing)**

4	2	1000	5 <sup>5</sup> / <sub>8</sub>	1 <sup>3</sup> / <sub>16</sub>	<b>130TH04201</b>
5	2	1200	6 <sup>1</sup> / <sub>2</sub>	1 <sup>3</sup> / <sub>8</sub>	<b>130TH05201</b>
6	2	1400	7 <sup>1</sup> / <sub>2</sub>	1 <sup>9</sup> / <sub>16</sub>	<b>130TH06201</b>

TH

For swivel models add "S" to end of caster number.  
For rigid models add "R" to end of caster number.



**Maxim® (01 Roller Bearing)\***

4	2	800	5 <sup>5</sup> / <sub>8</sub>	1 <sup>3</sup> / <sub>16</sub>	5	<b>130NG04201</b>
5	2	1000	6 <sup>1</sup> / <sub>2</sub>	1 <sup>3</sup> / <sub>8</sub>	5 <sup>1</sup> / <sub>4</sub>	<b>130NG05201</b>
6	2	1200	7 <sup>1</sup> / <sub>2</sub>	1 <sup>9</sup> / <sub>16</sub>	5 <sup>3</sup> / <sub>4</sub>	<b>130NG06201</b>
8	2	1400	10 <sup>1</sup> / <sub>8</sub>	2 <sup>1</sup> / <sub>4</sub>	7	<b>130NG08201</b>

NG

Prevenz™ antimicrobial models available. Add PREV to end of model.  
\*Stainless Steel Roller (01 ZB03), Bronze (22), Pedestal Precision (29), Annular Ball (31) and Delrin (51) bearings available. Change "01" to other bearing code. Pedestal Precision example: 130NG04229.

**Maxim® NR Noise Reduction (01 Roller Bearing)\***

4	2	800	5 <sup>5</sup> / <sub>8</sub>	1 <sup>3</sup> / <sub>16</sub>	<b>130NR04201</b>
5	2	1000	6 <sup>1</sup> / <sub>2</sub>	1 <sup>3</sup> / <sub>8</sub>	<b>130NR05201</b>
6	2	1200	7 <sup>1</sup> / <sub>2</sub>	1 <sup>9</sup> / <sub>16</sub>	<b>130NR06201</b>
8	2	1400	10 <sup>1</sup> / <sub>8</sub>	2 <sup>1</sup> / <sub>4</sub>	<b>130NR08201</b>

NR

Prevenz™ antimicrobial models available. Add PREV to end of model.  
\*Stainless Steel Roller (01 ZB03), Bronze (22), Pedestal Precision (29), Annular Ball (31) and Delrin (51) bearings available. Change "01" to other bearing code. Pedestal Precision example: 130NR04229.

**White Nylon (01 Roller Bearing)\*** **NEW MODEL!**

5	2	600	6 <sup>1</sup> / <sub>2</sub>	1 <sup>3</sup> / <sub>8</sub>	<b>130NW05201</b>
6	2	900	7 <sup>1</sup> / <sub>2</sub>	1 <sup>9</sup> / <sub>16</sub>	<b>130NW06201</b>
8	2	1100	10 <sup>1</sup> / <sub>8</sub>	2 <sup>1</sup> / <sub>4</sub>	<b>130NW08201</b>

NW

\*Delrin (51) Bearings or plain bore (00) models available.  
Change "01" example: 130NW05251.

**Hi-Temp Nylon (01 Roller Bearing)**

4	2	800	5 <sup>5</sup> / <sub>8</sub>	1 <sup>3</sup> / <sub>16</sub>	<b>130HE04201</b>
5	2	1000	6 <sup>1</sup> / <sub>2</sub>	1 <sup>3</sup> / <sub>8</sub>	<b>130HE05201</b>
6	2	1200	7 <sup>1</sup> / <sub>2</sub>	1 <sup>9</sup> / <sub>16</sub>	<b>130HE06201</b>
8	2	1200	10 <sup>1</sup> / <sub>8</sub>	2 <sup>1</sup> / <sub>4</sub>	<b>130HE08201</b>

HE

\*Stainless Steel Roller (01 ZB03) bearings available.  
Change "01" to other bearing code. Example: 130HE04201 ZB03.

**Drop Forged Steel (01 Roller Bearing)\***

4	1 <sup>1</sup> / <sub>2</sub>	1400	5 <sup>5</sup> / <sub>8</sub>	1 <sup>3</sup> / <sub>16</sub>	<b>130FS04101</b>
5	1 <sup>3</sup> / <sub>4</sub>	1400	6 <sup>1</sup> / <sub>2</sub>	1 <sup>3</sup> / <sub>8</sub>	<b>130FS05201</b>
6	2	1400	7 <sup>1</sup> / <sub>2</sub>	1 <sup>9</sup> / <sub>16</sub>	<b>130FS06201</b>

FS

Stainless steel models available, consult factory.  
\*Stainless Steel Roller (01 ZB03) bearings available.  
Change "01" to other bearing code. Example: 130FS04201 ZB03.

**Prevenz™ Antimicrobial Wheels**  
The EPA registered and FDA compliant antimicrobial additive used in Prevenz™ wheels is designed to suppress the growth of a variety of destructive and odor causing microbes including bacteria, molds, mildew and fungi. To order add "PREV" to end of caster number.



# 310

## Contender™ Kingpinless Casters




Designed from high quality, heat treated AISI 1045 stamped steel. Zinc plating delivers greater corrosion resistance than paint. Inside and outside welds deliver superior strength.

### FEATURES

- **Top Plate:** 5/16" AISI 1045 heat treated steel welded inside and out for longer life
- **Swivel Section:** One row of 1/2" ball bearings mounted in a heat treated precision machined race-way. Zerk in swivel section.
- **Yoke Base:** Notched AISI 1045 steel
- **Legs:** welded inside and out
- **Axle:** 3/4" diameter
- **Finish:** Zinc plating
- Alternate or custom caster configurations available

### BEARING OPTIONS



### BRAKE OPTIONS

**Poly Cam**  
specify **P**



**Single Side** specify **SSB310**. **Double Sided** specify **DSB310**

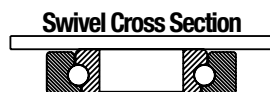
**New! Face Contact**  
specify **FBB**



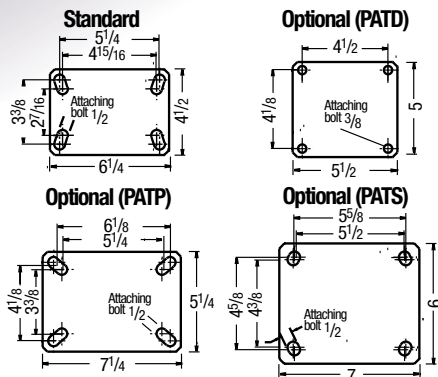
**Hand Operated Swivel Lock**  
specify **SL3000000**

### TYPICAL APPLICATIONS

- Conveyor-drawn tow-trucks
- Heavy duty bakery racks
- Production dollies
- Heavy duty dough troughs



### MOUNTING PLATE



### New! Contender S310 Spring Loaded Caster

Greater capacity and better shock protection. Noise levels are reduced through the dampening effect of these casters. To order put "S" in front of Caster Number (Example S310MR06401S):



For swivel models add "S" to end of caster number.  
For rigid models add "R" to end of caster number.

**Wheel Diameter** (Inches)

**Tread Width** (Inches)

**Capacity (Lbs)** (Based on manual operation)

**Overall Height** (Inches)

**Swivel Lead** (Inches)

**Approx. Wt.** (Lbs)

**Caster Number**

For swivel models add "S" to end of caster number.  
For rigid models add "R" to end of caster number.

**Wheel Diameter** (Inches)

**Tread Width** (Inches)

**Capacity (Lbs)** (Based on manual operation)

**Overall Height** (Inches)

**Swivel Lead** (Inches)

**Approx. Wt.** (Lbs)

**Caster Number**

**Moldon Rubber on Cast Iron (01 Roller Bearing)\***

6	2 1/2	700	7 1/2	1 3/8	<b>310MR06401</b>
6	3	750	7 1/2	1 3/8	<b>310MR06501</b>
8	2 1/2	850	10 1/8	2 1/16	<b>310MR08401</b>
8	3	900	10 1/8	2 1/16	<b>310MR08501</b>
10	2 1/2	950	11 1/2	2 1/4	<b>310MR10401</b>
10	3	1000	11 1/2	2 1/4	<b>310MR10501</b>
12	2 1/2	950	13 1/2	2 11/16	<b>310MR12401</b>
12	3	1200	13 1/2	2 11/16	<b>310MR12501</b>

\*Tapered Roller (09) bearings available. Change "01" to "09"  
Example: 310MR10409

**Moldon Rubber on Cast Iron (01 Roller Bearing)**

8	2 1/2	670	10 1/8	2 1/16	<b>310MH08401</b>
10	2 1/2	790	11 1/2	2 1/4	<b>310MH10401</b>
10	3	1000	11 1/2	2 1/4	<b>310MH10501</b>
12	2 1/2	900	13 1/2	2 11/16	<b>310MH12401</b>

\*Tapered Roller (09) bearings available. Change "01" to "09"  
Example: 310MH10409

**X-tra Soft Round Tread (01 Roller Bearing)\***

10	2 1/2	850	11 1/2	2 1/4	<b>310XR10401</b>
----	-------	-----	--------	-------	-------------------

Prevenz™ antimicrobial models available.  
Add PREV to end of caster number.  
\*Precision Ball (28) bearings available. Change "01" to "28". Precision example: 310XR10428

**Polyurethane on Aluminum (01 Roller Bearing)\***

8	2 1/2	2010	10 1/8	2 1/16	<b>310PD08401</b>
8	3	2520	10 1/8	2 1/16	<b>310PD08501</b>
10	2 1/2	2370	11 1/2	2 1/4	<b>310PD10401</b>
10	3	3000	11 1/2	2 1/4	<b>310PD10501</b>

Standard durometer 95 Shore A. Other durometers available.  
\*Tapered Roller (09) bearings available. Change "01" to "09"  
Example: 310PD10409

Continue on next page



# 330

NEW MODEL!

## Contender™ Premium Stainless Steel Kingpinless



Designed from premium grade 304 stainless steel caster rig with a strong premium 316 stainless swivel section. Excellent finish to protect caster from cleaning agents, steam, caustic solutions, or other corrosive agents which could cause rust.

### TYPICAL APPLICATIONS

- Conveyor-drawn tow-trucks
- Heavy duty bakery racks
- Production dollies
- Heavy duty dough troughs



### FEATURES

- **Top Plate:** 5/16" 304 stainless steel welded inside and out to 316 stainless steel raceway for longer life
- **Swivel Section:** One row of 1/2" ball bearings mounted in a precision machined raceway. Zerkl in swivel section.
- **Yoke Base:** Notched 316 stainless steel.
- **Legs:** 304 stainless steel welded inside and out
- **Axle:** 3/4" diameter
- Alternate or custom caster configurations available

### BEARING OPTIONS



### BRAKE OPTIONS

**Poly Cam**  
specify **P**



**Single Side** specify **SSB330**. **Double Sided** specify **DSB330**

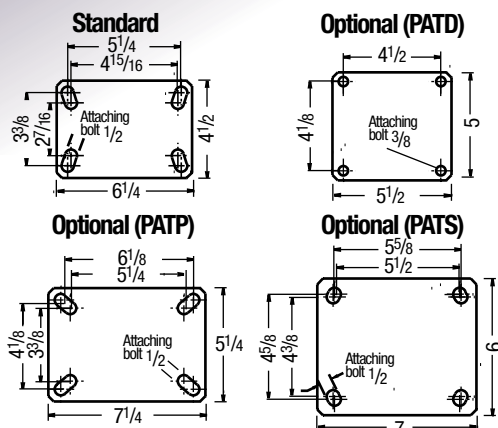
**New! Face Contact**  
specify **FBB**



Hand Operated **Swivel Lock**  
specify **SL3000000**

**Note:** above brake options are not stainless

### MOUNTING PLATE



For swivel models add "S" to end of caster number.  
For rigid models add "R" to end of caster number.

For swivel models add "S" to end of caster number.  
For rigid models add "R" to end of caster number.

**Wheel Diameter** (Inches)  
**Tread Width** (Inches)  
**Capacity** (Lbs) (Based on manual operation)  
**Overall Height** (Inches)  
**Swivel Lead** (Inches)  
**Approx. Wt.** (Lbs)  
**Caster Number**

**Wheel Diameter** (Inches)  
**Tread Width** (Inches)  
**Capacity** (Lbs) (Based on manual operation)  
**Overall Height** (Inches)  
**Swivel Lead** (Inches)  
**Approx. Wt.** (Lbs)  
**Caster Number**

### X-tra Soft Round Tread (01 Roller Bearing)\*

10	2 1/2	850	11 1/2	2 1/4	<b>330XR10401</b>
----	-------	-----	--------	-------	-------------------

Prevenz™ antimicrobial models available. Add PREV to end of caster number.  
\*Precision Ball (28) bearings available. Change "01" to "28". Precision example: 330XR10428

### Polyurethane on Aluminum (01 Roller Bearing)\*

8	2 1/2	2010	10 1/8	2 1/16	<b>330PD08401</b>
8	3	2520	10 1/8	2 1/16	<b>330PD08501</b>
10	2 1/2	2370	11 1/2	2 1/4	<b>330PD10401</b>
10	3	3000	11 1/2	2 1/4	<b>330PD10501</b>

Standard durometer 95 Shore A. Other durometers available.  
\*Tapered Roller (09) bearings available. Change "01" to "09"  
Example: 330PD10409

### Vulkollan on Cast Iron (01 Roller Bearing)\*

6	2 1/2	2350	7 1/2	1 3/8	<b>330VY06401</b>
6	3	3000	7 1/2	1 3/8	<b>330VY06501</b>
8	2 1/2	2900	10 1/8	2 1/16	<b>330VY08401</b>
8	3	3000	10 1/8	2 1/16	<b>330VY08501</b>
10	3	3000	11 1/2	2 1/4	<b>330VY10501</b>

\*Tapered Roller (09) bearings available. Change "01" to "09"  
Example: 310VY10409

### Vulkollan Thick Tread Polyurethane (01 Roller Bearing)\*

6	3	3000	7 1/2	1 3/8	<b>330VX06501</b>
8	3	3000	10 1/8	2 1/16	<b>330VX08501</b>
10	3	3000	11 1/2	2 1/4	<b>330VX10501</b>

\*Tapered Roller (09) bearings available. Change "01" to "09"  
Example: 310VX10509



For swivel models add "S" to end of caster number.  
For rigid models add "R" to end of caster number.

**Wheel Diameter** (Inches)

**Tread Width** (Inches)

**Capacity** (Lbs)  
(Based on normal operation)

**Overall Height** (Inches)

**Swivel Lead** (Inches)

**Approx. Wt.** (Lbs)

**Caster Number**

For swivel models add "S" to end of caster number.  
For rigid models add "R" to end of caster number.

**Wheel Diameter** (Inches)

**Tread Width** (Inches)

**Capacity** (Lbs)  
(Based on normal operation)

**Overall Height** (Inches)

**Swivel Lead** (Inches)


**Approx. Wt.** (Lbs)

**Caster Number**

**X-treme Plus Solid Polyurethane (28 Precision Bearing)**

8	2 1/2	2000	10 1/8	2 1/16	<b>330XP08428</b>
8	3	2000	10 1/8	2 1/16	<b>330XP08528</b>
10	2 1/2	2500	11 1/2	2 1/4	<b>330XP10428</b>
10	3	2500	11 1/2	2 1/4	<b>310XP10528</b>


Prevenz™ antimicrobial models available.  
Add PREV to end of caster number.



**XP**

**Trionix™ NX High Impact Polymer (28 Precision Ball Bearing)**


6	2 1/2	3000	7 1/2	1 3/8	<b>330NX06428</b>
6	3	3000	7 1/2	1 3/8	<b>330NX06528</b>
8	2 1/2	3000	10 1/8	2 1/16	<b>330NX08428</b>
8	3	3000	10 1/8	2 1/16	<b>330NX08528</b>
10	2 1/2	3000	11 1/2	2 1/4	<b>330NX10428</b>
10	3	3000	11 1/2	2 1/4	<b>330NX10528</b>



**NX**

**Maxim® NR Noise Reduction (01 Roller Bearing)**

10	2 1/2	1400	11 1/2	2 1/4	<b>330NR10401</b>
----	-------	------	--------	-------	-------------------




**NR**

**Drop Forged V-Groove Cast Iron (01 Roller Bearing)**

8	3	3000	10 1/8	2 1/16	<b>330VF08501</b>
---	---	------	--------	--------	-------------------

\*Tapered Roller (09) bearings available. Change "01" to "09"  
Example: 330VF10409




**VF**

**Phenolic (01 Roller Bearing)\***

6	2 1/2	1600	7 1/2	1 3/8	<b>330TM06401</b>
6	3	2000	7 1/2	1 3/8	<b>330TM06501</b>
8	2 1/2	2000	10 1/8	2 1/16	<b>330TM08401</b>
8	3	2500	10 1/8	2 1/16	<b>330TM08501</b>
10	2 1/2	2500	11 1/2	2 1/4	<b>330TM10401</b>
10	3	2900	11 1/2	2 1/4	<b>330TM10501</b>
12	2 1/2	3000	13 1/2	2 11/16	<b>330TM12401</b>
12	3	3000	13 1/2	2 11/16	<b>330TM12501</b>

Prevenz™ antimicrobial models available.  
Add PREV to end of caster number.

\*Tapered Roller (09) bearings available. Change "01" to "09"  
Example: 330TM10409




**TM**

**Drop Forged Steel (01 Roller Bearings)\***

6	2 1/2	3000	7 1/2	1 3/8	<b>330FS06401</b>
8	2 1/2	3000	10 1/8	2 1/16	<b>330FS08401</b>
8	3	3000	10 1/8	2 1/16	<b>330FS08501</b>
10	3	3000	11 1/2	2 1/4	<b>330FS10501</b>


\*Tapered Roller (09) bearings available. Change "01" to "09"  
Example: 330FS10509



**FS**

**Trionix™ High Impact Polymer (28 Precision Ball Bearing)**


10	3	2500	11 1/2	2 1/4	<b>330NY10528</b>
----	---	------	--------	-------	-------------------




**NY**

**Prevenz™ Antimicrobial Wheels**

The EPA registered and FDA compliant antimicrobial additive used in Prevenz™ wheels is designed to suppress the growth of a variety of destructive and odor causing microbes including bacteria, molds, mildew and fungi. To order add "PREV" to end of caster number.



XR Prevenz™      NG Prevenz™      XP Prevenz™



**POLYURETHANE EXPERTS**

Albion Industries knows polyurethane. With more than 50 years experience leading the caster and wheel industry, our customers are depending on us to keep business on the move. Although this catalog focuses on our wheel capability, ALBION polyurethane expertise is applied to a wide range of industrial products in a variety of shapes and sizes.

**330 SERIES • CAPACITY TO 3000**

# 410

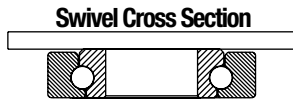
## Contender™ Kingpinless Casters



Designed from high quality, heat treated AISI 1045 stamped steel. Zinc plating delivers greater corrosion resistance than paint. Inside and outside welds deliver superior strength.

### TYPICAL APPLICATIONS

- Conveyor-drawn tow-trucks
- Heavy duty bakery racks
- Production dollies
- Heavy duty dough troughs



### FEATURES

- **Top Plate:** 3/8" AISI 1045 heat treated steel welded inside and out for longer life
- **Swivel Section:** One row of 1/2" ball bearings mounted in a heat treated precision machined race-way. Zerk in swivel section.
- **Yoke Base:** Notched AISI 1045 steel
- **Legs:** welded inside and out
- **Axle:** 3/4" diameter
- **Finish:** Zinc plating
- Alternate or custom caster configurations available

### BEARING OPTIONS



### BRAKE OPTIONS

**Poly Cam**  
specify **P**



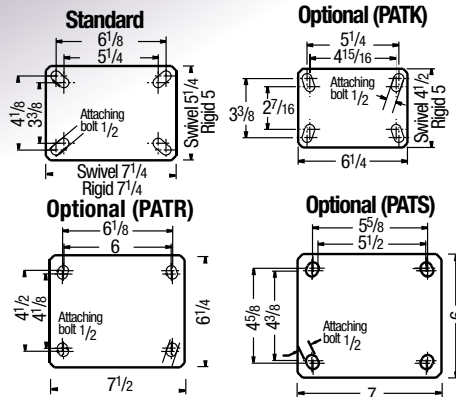
**Single Side** specify **SSB410**. **Double Sided** specify **DSB410**

**New! Face Contact**  
specify **FBB**



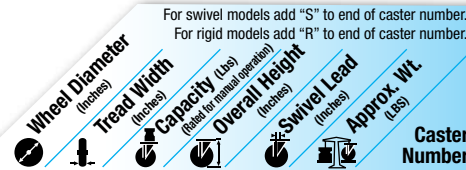
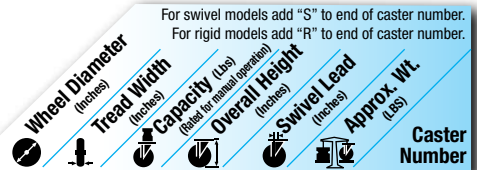
Hand Operated **Swivel Lock**  
specify **SL4000000**

### MOUNTING PLATE



### New! Contender S410 Spring Loaded Caster

Greater capacity and better shock protection. Noise levels are reduced through the dampening effect of these casters. To order put "S" in front of Caster Number (Example (S410MR06401S):



### X-tra Soft Round Tread (01 Roller Bearing)\*

10	2 1/2	850	12 1/2	3 3/8	<b>410XR10401</b>
----	-------	-----	--------	-------	-------------------

Prevenz™ antimicrobial models available. Add PREV to end of caster number.  
\*Precision Ball (28) bearings available. Change "01" to other bearing code. Precision example: 410XR10428

### Polyurethane on Aluminum (01 Roller Bearing)\*

8	2 1/2	2010	10 1/2	2 15/16	<b>410PD08401</b>
8	3	2520	10 1/2	2 15/16	<b>410PD08501</b>
10	2 1/2	2370	12 1/2	4 5/16	<b>410PD10401</b>
10	3	3000	12 1/2	4 5/16	<b>410PD10501</b>

\*Tapered Roller (09) bearings and Precision Bearing (28) available. Change "01" to bearing code. Tapered example: 410PD08409

### Moldon Rubber on Cast Iron (01 Roller Bearing)

6	2 1/2	700	8	2 7/32	<b>410MR06401</b>
6	3	750	8	2 7/32	<b>410MR06501</b>
8	2 1/2	850	10 1/2	2 15/16	<b>410MR08401</b>
8	3	900	10 1/2	2 15/16	<b>410MR08501</b>
10	2 1/2	950	12 1/2	3 3/8	<b>410MR10401</b>
10	3	1000	12 1/2	3 3/8	<b>410MR10501</b>
12	2 1/2	950	15 1/2	4 5/16	<b>410MR12401</b>
12	3	1200	15 1/2	4 5/16	<b>410MR12501</b>

\*Tapered Roller (09) bearings available. Change "01" to "09"  
Example: 410MR10409

### Heavy Duty Moldon Rubber on Cast Iron (01 Roller Bearing) NEW MODEL!

8	2 1/2	1300	10 1/2	2 15/16	<b>410MH08401</b>
10	3	1500	12 1/2	3 3/8	<b>410MH10401</b>
10	2 1/2	1800	12 1/2	3 3/8	<b>410MH10501</b>
12	3	1700	15 1/2	4 5/16	<b>410MH12401</b>

\*Tapered Roller (09) bearings available. Change "01" to "09"  
Example: 410MH10409

### Polyurethane on Cast Iron (01 Roller Bearing)\*

6	2 1/2	1620	8	2 7/32	<b>410PY06401</b>
6	3	240	8	2 7/32	<b>410PY06501</b>
8	2 1/2	2010	10 1/2	2 15/16	<b>410PY08401</b>
8	3	2520	10 1/2	2 15/16	<b>410PY08501</b>
10	2 1/2	2370	12 1/2	3 3/8	<b>410PY10401</b>
10	3	3000	12 1/2	3 3/8	<b>410PY10501</b>
12	2 1/2	2700	15 1/2	4 5/16	<b>410PY12401</b>
12	3	3420	15 1/2	4 5/16	<b>410PY12501</b>

Prevenz™ antimicrobial models available (add PREV).  
\*Tapered Roller (09) bearings available. Change "01" to "09"  
Example: 410PY10509

For swivel models add "S" to end of caster number.  
For rigid models add "R" to end of caster number.

**Wheel Diameter**  
(Inches)

**Tread Width**  
(Inches)

**Capacity**  
(Lbs)  
(Rated for normal operation)

**Overall Height**  
(Inches)

**Swivel Lead**  
(Inches)

**Approx. Wt.**  
(Lbs)

**Caster Number**

For swivel models add "S" to end of caster number.  
For rigid models add "R" to end of caster number.

**Wheel Diameter**  
(Inches)

**Tread Width**  
(Inches)

**Capacity**  
(Lbs)  
(Rated for normal operation)

**Overall Height**  
(Inches)

**Swivel Lead**  
(Inches)

**Approx. Wt.**  
(Lbs)

**Caster Number**

**Thick Tread Polyurethane (01 Roller Bearing)\***

6	3	2040	8	27/32	<b>410PX06501</b>
8	3	2520	10 1/2	215/16	<b>410PX08501</b>
10	2 1/2	2370	12 1/2	33/8	<b>410PX10401</b>
10	3	3000	12 1/2	33/8	<b>410PX10501</b>
12	2 1/2	2370	15 1/2	45/16	<b>410PX12401</b>
12	3	3420	15 1/2	45/16	<b>410PX12501</b>

**PX**

\*Tapered Roller (09) bearings available. Change "01" to "09"  
Example: 410PX10509

**Phenolic (01 Roller Bearing)\***

6	2 1/2	1600	8	27/32	<b>410TM06401</b>
6	3	2000	8	27/32	<b>410TM06501</b>
8	2 1/2	2000	10 1/2	215/16	<b>410TM08401</b>
8	3	2500	10 1/2	215/16	<b>410TM08501</b>
10	2 1/2	2500	12 1/2	33/8	<b>410TM10401</b>
10	3	2900	12 1/2	33/8	<b>410TM10501</b>
12	2 1/2	3000	15 1/2	45/16	<b>410TM12401</b>
12	3	3500	15 1/2	45/16	<b>410TM12501</b>

**TM**

\*Tapered Roller (09) bearings available. Change "01" to "09"  
Example: 410TM10409

**Polyurethane on Cast Iron (01 Roller Bearing)\***

6	2 1/2	1600	8	27/32	<b>410PI06401</b>
6	3	2000	8	27/32	<b>410PI06501</b>
8	2 1/2	2000	10 1/2	215/16	<b>410PI08401</b>
8	3	2500	10 1/2	215/16	<b>410PI08501</b>
10	2 1/2	2200	12 1/2	33/8	<b>410PI10401</b>
10	3	3000	12 1/2	33/8	<b>410PI10501</b>
12	2 1/2	2500	15 1/2	45/16	<b>410PI12401</b>
12	3	3500	15 1/2	45/16	<b>410PI12501</b>

**PI**

**Trionix™ NX High Impact Polymer (28 Precision Ball Bearings)**

6	2 1/2	5400	8	27/32	<b>410NX06428</b>
6	3	5400	8	27/32	<b>410NX06528</b>
8	2 1/2	5400	10 1/2	215/16	<b>410NX08428</b>
8	3	5400	10 1/2	215/16	<b>410NX08528</b>
10	2 1/2	5400	12 1/2	33/8	<b>410NX10428</b>
10	3	5400	12 1/2	33/8	<b>410NX10528</b>

**NX**

**Vulkollan on Cast Iron (01 Roller Bearing)\***

6	2 1/2	2350	8	27/32	<b>410VY06401</b>
6	3	3000	8	27/32	<b>410VY06501</b>
8	2 1/2	2900	10 1/2	215/16	<b>410VY08401</b>
8	3	4000	10 1/2	215/16	<b>410VY08501</b>
10	3	5000	12 1/2	33/8	<b>410VY10501</b>

**VY**

\*Tapered Roller (09) bearings available. Change "01" to "09"  
Example: 410VY10509

**Cast Iron (01 Roller Bearing)\***

6	2 1/2	2300	8	27/32	<b>410CA06401</b>
6	3	2800	8	27/32	<b>410CA06501</b>
8	2 1/2	2300	10 1/2	215/16	<b>410CA08401</b>
8	3	2800	10 1/2	215/16	<b>410CA08501</b>
10	2 1/2	2300	12 1/2	33/8	<b>410CA10401</b>
10	3	2800	12 1/2	33/8	<b>410CA10501</b>
12	3	2800	15 1/2	45/16	<b>410CA12501</b>

**CA**

\*Tapered Roller (09) bearings available. Change "01" to "09"  
Example: 410CA10509

**Vulkollan Thick Tread Polyurethane (01 Roller Bearing)\***

6	3	3000	8	27/32	<b>410VX06501</b>
8	3	4000	10 1/2	215/16	<b>410VX08501</b>
10	3	5000	12 1/2	33/8	<b>410VX10501</b>

**VX**

\*Tapered Roller (09) bearings available. Change "01" to "09"  
Example: 410VX10509

**V-Grooved Cast Iron (01 Roller Bearing)\***

6	2 1/2	2500	8	27/32	<b>410VG06401</b>
8	2 1/2	2500	10 1/2	215/16	<b>410VG08401</b>
8	3	2500	10 1/2	215/16	<b>410VG08501</b>
10	3	3500	12 1/2	33/8	<b>410VG10501</b>

**VG**

\*Tapered Roller (09) bearings available. Change "01" to "09"  
Example: 410VG10509

**X-treme Plus Solid Polyurethane (28 Precision Ball Bearing)\***

8	2 1/2	2000	10 1/2	215/16	<b>410XP08428</b>
8	3	2000	10 1/2	215/16	<b>410XP08528</b>
10	2 1/2	2500	12 1/2	33/8	<b>410XP10428</b>
10	3	2500	12 1/2	33/8	<b>410XP10528</b>

**XP**

Prevenz™ antimicrobial models available.  
Add PREV to end of caster number.

**Drop Forged V-Grooved Cast Iron (01 Roller Bearing)\***

8	3	4100*	10 1/2	215/16	<b>410VF08501</b>
---	---	-------	--------	--------	-------------------

**VF**

\*Tapered Roller (09) bearings available. Change "01" to "09"  
Example: 410VF08509. 8x3 VF capacity increases to 5400.

**Maxim® NR Noise Reduction (01 Roller Bearing)\***

10	2 1/2	1500	12 1/2	33/8	<b>410NR10401</b>
----	-------	------	--------	------	-------------------

**NR**

**Drop Forged Steel (01 Roller Bearing)\***

6	2 1/2	4000	8	27/32	<b>410FS06401</b>
8	2 1/2	4000	10 1/2	215/16	<b>410FS08401</b>
8	3	4500	10 1/2	215/16	<b>410FS08501</b>
10	3	5000	12 1/2	33/8	<b>410FS10501</b>

**FS**

\*Tapered Roller (09) bearings available. Change "01" to "09"  
Example: 410FS10509. 6x2-1/2 capacity increases to 5000, 8x3 capacity increases to 5400, 10x3 capacity increases to 5400.

**Trionix™ High Impact Polymer (28 Precision Ball Bearing)**

10	3	2500	12 1/2	33/8	<b>410NY10528</b>
----	---	------	--------	------	-------------------

**NY**


**Ductile Iron Crowned Tread (01 Roller Bearing)**

6	2 1/2	3500	8	27/32	<b>410FR06401</b>
6	3	5400	8	27/32	<b>410FR06501</b>
8	3	5400	10 1/2	215/16	<b>410FR08501</b>
10	3	5400	12 1/2	33/8	<b>410FR10501</b>

**FR, FM, VM**

\*Tapered Roller (09) available.  
(Tapered Roller example: 410FR06409).  
Ductile Iron Flat Tread (FM) and V-Groove (VM) models available.  
Change FR wheel code to FM or VM. Example: 410FM06401.

**Prevenz™ Antimicrobial Wheels**



# 610

NEW MODEL!

## Contender™ Kingpinless Casters



Highly recommended for automotive and aerospace applications. This caster is built to take the punishment of constant swiveling or for service where shock or impact loads might damage less rugged casters.


### TYPICAL APPLICATIONS

- Body dolly carts
- Engine dollies
- Material carts
- Chassis rack carts
- Paint line dollies
- Towed trash gondolas

### FEATURES

- **Top Plate:** 1/2" thick AISI 1045 steel precision machined and through-hardened for long life
- **Swivel Section:** 3/4" ball bearings mounted in a 4-3/8" precision machined raceway. Zerk in swivel section.
- **Legs:** 3/8" thick steel welded to yoke base using 100,000 psi weld filler
- **Axle:** 2-1/2" and 3" tread width wheels feature a 3/4" axle, 3-1/2" and 4" tread width wheels feature a 1" axle
- Alternate or custom caster configurations available

### BEARING OPTIONS



### RIG OPTIONS

- Spring-loaded, dual wheel models available, consult factory.
- Shear disk mounting consult factory.

### BRAKE OPTIONS

**Poly Cam**  
specify **P**



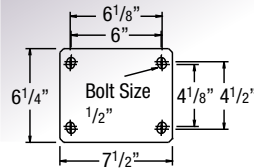
**Single Side** specify **SSB610**. **Double Sided** specify **DSB610**

**Face Contact**  
specify **F**

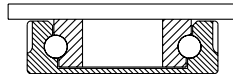


**Hand Operated Swivel Lock**  
specify **SL6000000**

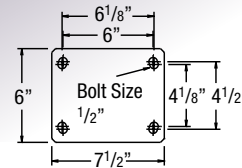
### MOUNTING PLATE: SWIVEL



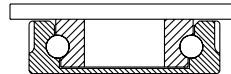
Swivel Cross Section



### MOUNTING PLATE: RIGID



Swivel Cross Section



### New! Contender S610 Spring Loaded Caster

Greater capacity and better shock protection. Noise levels are reduced through the dampening effect of these casters. To order put "S" in front of Caster Number (Example: S610MR06401S).



S610 shown

For swivel models add "S" to end of caster number.  
For rigid models add "R" to end of caster number.

Wheel Diameter (Inches)	Tread Width (Inches)	Capacity (Lbs) (Rated for normal operation)	Overall Height (Inches)	Swivel Lead (Inches)	Approx. Wt. (Lbs)	Caster Number
-------------------------	----------------------	---	-------------------------	----------------------	-------------------	---------------

### Moldon Rubber on Cast Iron (01 Roller Bearing)

6	2 1/2	540	8 1/2	1 3/4	<b>610MR06401</b>
6	3	680	8 1/2	1 3/4	<b>610MR06501</b>
8	2 1/2	670	10 1/2	2 1/4	<b>610MR08401</b>
8	3	840	10 1/2	2 1/4	<b>610MR08501</b>
10	3	1000	12 1/2	2 3/4	<b>610MR10501</b>
10	4	1400	12 1/2	2 3/4	<b>610MR10701</b>
12	3 1/2	1370	15 1/2	3 5/8	<b>610MR12601</b>
12	4	1600	15 1/2	3 5/8	<b>610MR12701</b>
14	3	1280	18	4 3/8	<b>610MR14501</b>

\*Tapered Roller (09) bearings available. Change "01" to "09"  
Example: 610MR10509

MR

### Polyurethane on Aluminum (01 Roller Bearing)

8	2 1/2	2010	10 1/2	2 1/4	<b>610PD08401</b>
8	3	2520	10 1/2	2 1/4	<b>610PD08501</b>
10	2 1/2	2370	12 1/2	2 3/4	<b>610PD10401</b>
10	3	3000	12 1/2	2 3/4	<b>610PD10501</b>

\*Tapered Roller (09) bearings available. Change "01" to "09"  
Example: 610PD08409

PD

For swivel models add "S" to end of caster number.  
For rigid models add "R" to end of caster number.

Wheel Diameter (Inches)	Tread Width (Inches)	Capacity (Lbs) (Rated for normal operation)	Overall Height (Inches)	Swivel Lead (Inches)	Approx. Wt. (Lbs)	Caster Number
-------------------------	----------------------	---	-------------------------	----------------------	-------------------	---------------

### Polyurethane on Cast Iron (01 Roller Bearing)

6	2 1/2	1620	8 1/2	1 3/4	<b>610PY06401</b>
6	3	2040	8 1/2	1 3/4	<b>610PY06501</b>
8	2 1/2	2010	10 1/2	2 1/4	<b>610PY08401</b>
8	3	2520	10 1/2	2 1/4	<b>610PY08501</b>
8	3	3500	10 1/2	2 1/4	<b>610PY08701</b>
10	3	3000	12 1/2	2 3/4	<b>610PY10501</b>
10	4	4200	12 1/2	2 3/4	<b>610PY10701</b>
12	3 1/2	4110	15 1/2	3 5/8	<b>610PY12601</b>
12	4	4800	15 1/2	3 5/8	<b>610PY12701</b>
14	3	5000	18	4 3/8	<b>610PY14701</b>

Prevenz™ antimicrobial models available.  
Add PREV to end of caster number.

\*Tapered Roller (09) bearings available. Change "01" to "09"  
Example: 610PY10509

PY

For swivel models add "S" to end of caster number.  
For rigid models add "R" to end of caster number.


Wheel Diameter (Inches)  
Tread Width (Inches)  
Capacity (Lbs)  
Overall Height (Inches)  
Swivel Lead (Inches)  
Approx. Wt. (Lbs)  
Caster Number

For swivel models add "S" to end of caster number.  
For rigid models add "R" to end of caster number.

Wheel Diameter (Inches)  
Tread Width (Inches)  
Capacity (Lbs)  
Overall Height (Inches)  
Swivel Lead (Inches)  
Approx. Wt. (Lbs)  
Caster Number

**Polyurethane on Cast Iron (01 Roller Bearing)**


6	2 1/2	1600	8 1/2	1 3/4	<b>610PI06401</b>
6	3	2000	8 1/2	1 3/4	<b>610PI06501</b>
8	2 1/2	2000	10 1/2	2 1/4	<b>610PI08401</b>
8	3	2500	10 1/2	2 1/4	<b>610PI08501</b>
10	2 1/2	2200	12 1/2	2 3/4	<b>610PI10401</b>
10	3	3000	12 1/2	2 3/4	<b>610PI10501</b>
12	2 1/2	2500	15 1/2	3 5/8	<b>610PI12401</b>
12	3	3500	15 1/2	3 5/8	<b>610PI12501</b>



PI

**Trionix™ NX High Impact Polymer (28 Precision Ball Bearings)**


6	2 1/2	7200	8 1/2	1 3/4	<b>610NX06428</b>
6	3	7200	8 1/2	1 3/4	<b>610NX06528</b>
8	2 1/2	7200	10 1/2	2 1/4	<b>610NX08428</b>
8	3	7200	10 1/2	2 1/4	<b>610NX08528</b>
10	2 1/2	7200	12 1/2	2 3/4	<b>610NX10528</b>



NX

**Thick Tread Polyurethane (01 Roller Bearing)**

6	3	2040	8 1/2	1 3/4	<b>610PX06501</b>
8	3	2520	10 1/2	1 3/4	<b>610PX08501</b>
8	4	3500	10 1/2	2 1/4	<b>610PX08701</b>
10	3	3000	12 1/2	2 3/4	<b>610PX10501</b>
10	4	4200	12 1/2	2 3/4	<b>610PX10701</b>
12	4	4800	15 1/2	3 5/8	<b>610PX12701</b>




PX

\*Tapered Roller (09) bearings available. Change "01" to "09"  
Example: 610PX10509

**Cast Iron (01 Roller Bearing)**

6	3	2800	8 1/2	1 3/4	<b>610CA06501</b>
8	2 1/2	2300	10 1/2	2 1/4	<b>610CA08401</b>
8	3	2800	10 1/2	2 1/4	<b>610CA08501</b>
8	4	4000	10 1/2	2 1/4	<b>610CA08701</b>
10	3	2800	12 1/2	2 3/4	<b>610CA10501</b>
10	4	4000	12 1/2	2 3/4	<b>610CA10701</b>




CA

\*Tapered Roller (09) bearings available. Change "01" to "09"  
Example: 610CA10509

**Vulkollan on Cast Iron (01 Roller Bearing)**

6	2 1/2	2350	8 1/2	1 3/4	<b>610VY06401</b>
6	3	3000	8 1/2	1 3/4	<b>610VY06501</b>
8	2 1/2	2900	10 1/2	2 1/4	<b>610VY08401</b>
8	3	3025	10 1/2	2 1/4	<b>610VY08501</b>
10	3	3600	12 1/2	2 3/4	<b>610VY10501</b>




VY

\*Tapered Roller (09) bearings available. Change "01" to "09"  
Example: 610VY10509

**V-Grooved Cast Iron (01 Roller Bearing)\***

6	2 1/2	2500	8 1/2	1 3/4	<b>610VG06401</b>
8	2 1/2	2500	10 1/2	2 1/4	<b>610VG08401</b>
8	3	2500	10 1/2	2 1/4	<b>610VG08501</b>




VG

\*Tapered Roller (09) bearings available. Change "01" to "09"  
Example: 610VG10509

**Vulkollan Thick Tread Polyurethane (01 Roller Bearing)**

6	3	3000	8 1/2	1 3/4	<b>610VX06501</b>
8	3	4000	10 1/2	2 1/4	<b>610VX08501</b>
10	3	5000	12 1/2	2 3/4	<b>610VX10501</b>




VX

\*Tapered Roller (09) bearings available. Change "01" to "09"  
Example: 610VX10509

**Drop Forged V-Grooved Cast Iron (01 Roller Bearing)**

6	3	6000**	8 1/2	1 3/4	<b>610VF06501</b>
8	4	6000**	10 1/2	2 1/4	<b>610VF08701</b>
10	4	8350	12 1/2	2 3/4	<b>610VF10701</b>




VF

\*Tapered Roller (09) bearings available. Change "01" to "09"  
Example: 610VF10509  
\*\*Capacity increases to 9500 lbs. if specifying tapered roller bearing.

**X-treme Plus Solid Polyurethane (28 Precision Ball Bearing)**

8	2 1/2	2000	10 1/2	2 1/4	<b>610XP08428</b>
8	3	2000	10 1/2	2 1/4	<b>610XP08528</b>
10	3	2500	12 1/2	2 3/4	<b>610XP10528</b>




XP

Prevenz™ antimicrobial models available.  
Add PREV to end of caster number.

**Drop Forged Steel (01 Roller Bearings)\***

6	2 1/2	4000	8 1/2	1 3/4	<b>610FS06401</b>
8	2 1/2	4000	10 1/2	2 1/4	<b>610FS08401</b>
8	3	5000	10 1/2	2 1/4	<b>610FS08501</b>
10	3	5000	12 1/2	2 3/4	<b>610FS10501</b>
10	4	8350	12 1/2	2 3/4	<b>610FS10701</b>




FS

\*Tapered Roller (09) bearings available. Change "01" to "09"  
Example: 610FS10509. 6x2-1/2 capacity increases to 5000,  
8x3 capacity increases to 5500, 10x3 capacity increases to 6000,  
10x4 capacity increases to 9500.

**Phenolic (01 Roller Bearing)**

6	2 1/2	1600	8 1/2	1 3/4	<b>610TM06401</b>
6	3	2000	8 1/2	1 3/4	<b>610TM06501</b>
8	2 1/2	2000	10 1/2	2 1/4	<b>610TM08401</b>
8	3	2500	10 1/2	2 1/4	<b>610TM08501</b>
10	3	2900	12 1/2	2 3/4	<b>610TM10501</b>
12	3 1/2	4000	15 1/2	3 5/8	<b>610TM12601</b>
12	4	8000	15 1/2	3 5/8	<b>610TM12701</b>




TM

\*Tapered Roller (09) bearings available. Change "01" to "09"  
Example: 610TM10509

**Heavy Duty Drop Forged Steel (01 Roller Bearings)\***

8	3	6000	10 1/2	2 1/4	<b>610FH08501</b>
10	3	6000	12 1/2	2 3/4	<b>610FH10501</b>




FH

\*Tapered Roller (09) bearings available. Change "01" to "09"  
Example: 610FH10509. 10x3 capacity increases to 6500.  
All FH models include 1" axle.

**Trionix™ High Impact Polymer (28 Precision Ball Bearings)**


10	3	2500	12 1/2	2 3/4	<b>610NY10528</b>
----	---	------	--------	-------	-------------------



NY

**Ductile Iron Crowned Tread (01 Roller Bearing)** **NEW MODEL!**

6	2 1/2	3500	8 1/2	1 3/4	<b>610FR06401</b>
6	3	6000	8 1/2	1 3/4	<b>610FR06501</b>
8	3	6000	10 1/2	2 1/4	<b>610FR08501</b>
10	3	6000	12 1/2	2 3/4	<b>610FR10501</b>



FR, FM, VM

\*Tapered Roller (09) available.  
(Tapered Roller example: 610FR06409).  
Ductile Iron Flat Tread (FM) and V-Groove (VM) models available.  
Change FR wheel code to FM or VM. Example: 610FM06401.

**610 SERIES • CAPACITY TO 9500**

# 100

## Shockmaster™ Kingpinless Casters



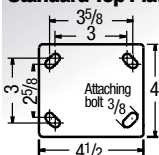
Particularly well-suited to any type of power-towed applications where impact and shock loading cause failure in conventional king bolt and nut swivel casters.

### TYPICAL APPLICATIONS

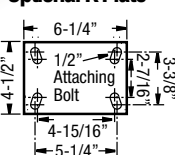
- Dough troughs
- Platform trucks
- Tow line
- Utility carts
- Tooling fixtures
- Scrap metal carriers

### MOUNTING OPTIONS

#### Standard Top Plate



#### Optional K Plate



### Swivel Cross Section



### FEATURES

- **Top Plate:** 1/4" thick AISI 1045 steel one-piece forging precision machined and through-hardened for long life
- **Yoke Base:** Notched AISI 1023 steel hardened to 50 Rockwell C
- **Swivel Section:** 3/8" ball bearings mounted in a precision machined raceway. Zerk in swivel section.
- **Axle:** 1/2" diameter hollow axle with zerk fitting on roller and tapered bearing models (Solid axle on Delrin, precision ball, and Oilex models)
- **Finish:** Zinc plating
- Alternate or custom caster configurations available

### BEARING OPTIONS



### BRAKE OPTIONS

Cam specify **CB100**



**Single Side** specify **SSB100**. **Double Sided** specify **DSB100**.

### NEW! Face Brake

Specify **FBB**



**New! Face Brake** specify **FBC**



### Hand operated field installable swivel lock

specify **SL160000**



**Foot operated field installable swivel lock** specify **SL160002**



Lasts Up to 10 Times Longer than the Competition

For swivel models add "S" to end of caster number.  
For rigid models add "R" to end of caster number.

<b>Wheel Diameter</b> (Inches)	<b>Tread Width</b> (Inches)	<b>Capacity</b> (Lbs) <small>(Based on manual operation)</small>	<b>Overall Height</b> (Inches)	<b>Swivel Lead</b> (Inches)	<b>Approx. Wt.</b> (Lbs)	<b>Caster Number</b>
-----------------------------------	--------------------------------	---	-----------------------------------	--------------------------------	-----------------------------	----------------------

### Moldon Rubber on Cast Iron (02 Drawn Cup Roller Bearing)

	4	2	300	5 <sup>5</sup> / <sub>8</sub>	11 <sup>1</sup> / <sub>16</sub>	<b>100MR04202</b>
	5	2	450	6 <sup>1</sup> / <sub>2</sub>	11 <sup>1</sup> / <sub>16</sub>	<b>100MR05202</b>
	6	2	500	7 <sup>1</sup> / <sub>2</sub>	1 <sup>5</sup> / <sub>8</sub>	<b>100MR06202</b>
	8	2	600	10 <sup>1</sup> / <sub>8</sub>	1 <sup>3</sup> / <sub>4</sub>	<b>100MR08202</b>

### Moldon Rubber on Aluminum (02 Drawn Cup Roller Bearing)

	4	2	400	5 <sup>5</sup> / <sub>8</sub>	11 <sup>1</sup> / <sub>16</sub>	<b>100MD04102</b>
	5	2	500	6 <sup>1</sup> / <sub>2</sub>	11 <sup>1</sup> / <sub>16</sub>	<b>100MD05102</b>
	6	2	550	7 <sup>1</sup> / <sub>2</sub>	1 <sup>5</sup> / <sub>8</sub>	<b>100MD06202</b>
	8	2	600	10 <sup>1</sup> / <sub>8</sub>	1 <sup>3</sup> / <sub>4</sub>	<b>100MD08202</b>

### X-tra Soft (Flat Tread) (02 Drawn Cup Roller Bearing)\*

	4	2	350	5 <sup>5</sup> / <sub>8</sub>	11 <sup>1</sup> / <sub>16</sub>	<b>100XS04202</b>
	5	2	375	6 <sup>1</sup> / <sub>2</sub>	11 <sup>1</sup> / <sub>16</sub>	<b>100XS05202</b>
	6	2	600	7 <sup>1</sup> / <sub>2</sub>	1 <sup>5</sup> / <sub>8</sub>	<b>100XS06202</b>
	8	2	675	10 <sup>1</sup> / <sub>8</sub>	1 <sup>3</sup> / <sub>4</sub>	<b>100XS08202</b>

Prevenz™ antimicrobial models available.  
Add PREV to end of caster number.  
\*Precision Ball (28) and Delrin (51) Bearings available.  
Change "02" to other bearing code. Precision Ball example: 100XS04228. Note: For precision 6x2 and 8x2 cap. is 500lbs each.

For swivel models add "S" to end of caster number.  
For rigid models add "R" to end of caster number.

<b>Wheel Diameter</b> (Inches)	<b>Tread Width</b> (Inches)	<b>Capacity</b> (Lbs) <small>(Based on manual operation)</small>	<b>Overall Height</b> (Inches)	<b>Swivel Lead</b> (Inches)	<b>Approx. Wt.</b> (Lbs)	<b>Caster Number</b>
-----------------------------------	--------------------------------	---	-----------------------------------	--------------------------------	-----------------------------	----------------------

### X-tra Soft Round Tread (02 Drawn Cup Roller Bearing)\*

	6	2	450	7 <sup>1</sup> / <sub>2</sub>	1 <sup>5</sup> / <sub>8</sub>	<b>100XR06202</b>
	8	2	600	10 <sup>1</sup> / <sub>8</sub>	1 <sup>3</sup> / <sub>4</sub>	<b>100XR08202</b>

Prevenz™ antimicrobial models available.  
Add PREV to end of caster number.  
\*Precision Ball (28) and Delrin (51) Bearings available.  
Change "02" to other bearing code. Precision Ball example: 100XR06228. Note: For precision 8x2 cap. is 500lbs each.

### High Modulus Rubber on Aluminum (28 Precision Ball Bearings)

	5	2	300	6 <sup>1</sup> / <sub>2</sub>	1 <sup>3</sup> / <sub>8</sub>	<b>100RM05228</b>
	6	2	350	7 <sup>1</sup> / <sub>2</sub>	1 <sup>9</sup> / <sub>16</sub>	<b>100RM06228</b>
	8	2	450	10 <sup>1</sup> / <sub>8</sub>	2 <sup>1</sup> / <sub>4</sub>	<b>100RM08228</b>

**NEW MODEL!** For black tread specify "RL" wheel code (example 110RL05228).

For swivel models add "S" to end of caster number.  
For rigid models add "R" to end of caster number.

For swivel models add "S" to end of caster number.  
For rigid models add "R" to end of caster number.

### Pneumatic (27 Industrial Ball Bearing)

6	2	200	7 1/2	1 5/8	100SF06227 100SF08227
8	2	210	10 1/8	1 3/4	

SF

### Polypropylene (02 Drawn Cup Roller Bearing)\*

4	2	450	5 5/8	1 11/16	100PB04202 100PB05202 100PB06202 100PB08202
5	2	650	6 1/2	1 11/16	
6	2	750	7 1/2	1 5/8	
8	2	1000	10 1/8	1 3/4	

PB  
\*Delrin (51) Bearings or plain bore (41) models available.  
Change "01" example: 100PB04251.

### White Polypropylene (41 Plain Bore)

4	2	450	5 5/8	1 11/16	100PW04241 100PW05241 100PW06241
5	2	650	6 1/2	1 11/16	
6	2	750	7 1/2	1 5/8	

PW

### Fiberglass Filled Polypropylene (01 Roller Bearing)\*

NEW MODEL!

4	2	350	5 5/8	1 11/16	100GP04202 100GP05202 100GP06202 100GP08202
5	2	800	6 1/2	1 11/16	
6	2	1000	7 1/2	1 5/8	
8	2	1400	10 1/8	1 3/4	

GP  
\*Delrin (51) Bearings or plain bore (41) models available.  
Change "01" example: 100GP04251.

### High Temp Polypropylene (41 Plain Bore)

4	2	500	5 5/8	1 11/16	100RW04241 100RW05241 100RW06241 100RW08241
5	2	650	6 1/2	1 11/16	
6	2	700	7 1/2	1 5/8	
8	2	900	10 1/8	1 3/4	

RW

### Polyurethane on Aluminum (02 Drawn Cup)

POPULAR MODEL!

4	2	700	5 5/8	1 11/16	100PD04202 100PD05202 100PD06202 100PD08202
5	2	1050	6 1/2	1 11/16	
6	2	1230	7 1/2	1 5/8	
8	2	1500	10 1/8	1 3/4	

PD

### Polyurethane on Cast Iron (02 Drawn Cup Roller Bearing)

4	2	700	5 5/8	1 11/16	100PI04202 100PI05202 100PI06202 100PI08202
5	2	1000	6 1/2	1 11/16	
6	2	1200	7 1/2	1 5/8	
8	2	1500	10 1/8	1 3/4	

PI

### Polyurethane on Aluminum Round Tread (28 Precision Ball Bearings)

5	2	1000	6 1/2	1 11/16	100PM05228 100PM06228 100PM08228
6	2	1250	7 1/2	1 11/16	
8	2	1500	10 1/8	1 3/4	

PM

### Polyurethane on Polypropylene (02 Drawn Cup Roller)

POPULAR MODEL!

4	2	600	5 5/8	1 11/16	100XA04202 100XA05202 100XA06202 100XA08202
5	2	750	6 1/2	1 11/16	
6	2	900	7 1/2	1 3/4	
8	2	1000	10 1/8	1 3/4	

XA  
Prevenz™ antimicrobial models available.  
Add PREV to end of caster number.

### X-Treme™ Solid Polyurethane (02 Drawn Cup Roller)\*

4	2	1000	5 5/8	1 11/16	100XI04202 100XI05202 100XI06202 100XI08202
5	2	1000	6 1/2	1 11/16	
6	2	1000	7 1/2	1 5/8	
8	2	1400	10 1/8	1 3/4	

XI  
\*Drawn Cup Roller (02), Bronze (22), Pedestal Precision (29), Annular Ball (31) and Delrin (51) bearings available. Change "01" to other bearing code. Pedestal Precision example: 100XI04229.

### X-Treme™ Plus Solid Polyurethane (02 Drawn Cup Roller)\*

4	2	1400	5 5/8	1 11/16	100XP04202 100XP05202 100XP06202 100XP08202
5	2	1200	6 1/2	1 11/16	
6	2	1400	7 1/2	1 5/8	
8	2	1200	10 1/8	1 3/4	

XP  
Prevenz™ antimicrobial models available. Add PREV to end of model.  
\*Drawn Cup Roller (02), Bronze (22), Pedestal Precision (29), Annular Ball (31) and Delrin (51) bearings available. Change "01" to other bearing code. Pedestal Precision example: 100XP04228.

### V-Grooved Polyurethane (02 Drawn Cup Roller Bearing)\*

4	2	300	5 5/8	1 11/16	100XV04202 100XV05202 100XV06202
5	2	300	6 1/2	1 11/8	
6	2	300	7 1/2	1 5/8	

XV

### Phenolic (02 Drawn Cup Roller Bearing)

4	2	800	5 5/8	1 11/16	100TM04202 100TM05202 100TM06202 100TM08202
5	2	1000	6 1/2	1 11/8	
6	2	1200	7 1/2	1 5/8	
8	2	1200	10 1/8	1 3/4	

TM

### Straight Sided Phenolic (02 Drawn Cup Roller Bearing)

4	2	1000	5 5/8	1 11/16	5	100TH04202 100TH05202 100TH06202
5	2	1200	6 1/2	1 11/16	5 1/2	
6	2	1400	7 1/2	1 5/8	6 1/4	

TH

### Maxim® (02 Drawn Cup Roller Bearing)\*

4	2	800	5 5/8	1 11/16	100NG04202 100NG05202 100NG06202 100NG08202
5	2	1000	6 1/2	1 11/16	
6	2	1200	7 1/2	1 5/8	
8	2	1400	10 1/8	1 3/4	

NG  
Prevenz™ antimicrobial models available. Add PREV to end of number.  
\*Drawn Cup Roller (02), Bronze (22), Pedestal Precision (29), Annular Ball (31) and Delrin (51) bearings available. Change "01" to other bearing code. Precision example: 100NG04228.

### Maxim® NR Noise Reduction (02 Drawn Cup Bearing)\*

4	2	800	5 5/8	1 11/16	100NR04202 100NR05202 100NR06202 100NR08202
5	2	1000	6 1/2	1 11/16	
6	2	1200	7 1/2	1 5/8	
8	2	1400	10 1/8	1 3/4	

NR  
\*Drawn Cup Roller (02), Bronze (22), Pedestal Precision (29), Annular Ball (31) and Delrin (51) bearings available. Change "02" to other bearing code. Pedestal Precision example: 100NR04228.

### White Nylon (01 Roller Bearing)\*

NEW MODEL!

5	2	600	6 1/2	1 11/16	100NW05202 100NW06202 100NW08202
6	2	900	7 1/2	1 5/8	
8	2	1100	10 1/8	1 3/4	

NW  
\*Delrin (51) Bearings or plain bore (00) models available.  
Change "01" example: 100NW05251.

For swivel models add "S" to end of caster number.  
For rigid models add "R" to end of caster number.

Wheel Diameter (Inches)

Tread Width (Inches)

Capacity (Lbs) (Rated for manual operation)

Overall Height (Inches)

Swivel Lead (Inches)

Approx. Wt. (Lbs)

Caster Number

For swivel models add "S" to end of caster number.  
For rigid models add "R" to end of caster number.

Wheel Diameter (Inches)

Tread Width (Inches)

Capacity (Lbs) (Rated for manual operation)

Overall Height (Inches)

Swivel Lead (Inches)

Approx. Wt. (Lbs)

Caster Number

**Hi-Temp Nylon (02 Drawn Cup Roller Bearing)**

4	2	800	5 <sup>5</sup> / <sub>8</sub>	1 <sup>11</sup> / <sub>16</sub>	<b>100HE04202</b>
5	2	1000	6 <sup>1</sup> / <sub>2</sub>	1 <sup>11</sup> / <sub>16</sub>	<b>100HE05202</b>
6	2	1200	7 <sup>1</sup> / <sub>2</sub>	1 <sup>5</sup> / <sub>8</sub>	<b>100HE06202</b>
8	2	1400	10 <sup>1</sup> / <sub>8</sub>	1 <sup>3</sup> / <sub>4</sub>	<b>100HE08202</b>

HE

**Heavy Duty Cast Iron (02 Drawn Cup Roller Bearings)**

5	2	1500	6 <sup>1</sup> / <sub>2</sub>	1 <sup>11</sup> / <sub>16</sub>	<b>100CH05202</b>
6	2	1700	7 <sup>1</sup> / <sub>2</sub>	1 <sup>5</sup> / <sub>8</sub>	<b>100CH06202</b>
8	2	1700	10 <sup>1</sup> / <sub>8</sub>	1 <sup>3</sup> / <sub>4</sub>	<b>100CH08202</b>

CH

**Trionix™ High Impact Polymer (28 Precision Ball Bearings)**

8	2	1700	10 <sup>1</sup> / <sub>8</sub>	1 <sup>3</sup> / <sub>4</sub>	<b>100NY08228</b>
---	---	------	--------------------------------	-------------------------------	-------------------

NY

**Drop Forge Steel (02 Drawn Cup Roller Bearings)\***

4	1 <sup>1</sup> / <sub>2</sub>	1400	5 <sup>5</sup> / <sub>8</sub>	1 <sup>11</sup> / <sub>16</sub>	<b>100FS04102</b>
5	1 <sup>3</sup> / <sub>4</sub>	1500	6 <sup>1</sup> / <sub>2</sub>	1 <sup>11</sup> / <sub>16</sub>	<b>100FS05202</b>
6	2	1500	7 <sup>1</sup> / <sub>2</sub>	1 <sup>5</sup> / <sub>8</sub>	<b>100FS06202</b>

FS

\*Tapered Roller bearings (09) available. Change "01" to other bearing code. (Example: 100FS04109).

**Trionix™ NX High Impact Polymer (28 Precision Ball Bearings)**

4	2	1700	5 <sup>5</sup> / <sub>8</sub>	1 <sup>11</sup> / <sub>16</sub>	<b>100NX04228</b>
5	2	1700	6 <sup>1</sup> / <sub>2</sub>	1 <sup>11</sup> / <sub>16</sub>	<b>100NX05228</b>
6	2	1700	7 <sup>1</sup> / <sub>2</sub>	1 <sup>5</sup> / <sub>8</sub>	<b>100NX06228</b>
8	2	1700	10 <sup>1</sup> / <sub>8</sub>	1 <sup>3</sup> / <sub>4</sub>	<b>100NX08228</b>

NX

**V-Groove Cast Iron (02 Drawn Cup Roller Bearings)\***

4	2	800	5 <sup>5</sup> / <sub>8</sub>	1 <sup>11</sup> / <sub>16</sub>	<b>100VG04102</b>
5	2	800	6 <sup>1</sup> / <sub>2</sub>	1 <sup>11</sup> / <sub>16</sub>	<b>100VG05202</b>
6	2	1000	7 <sup>1</sup> / <sub>2</sub>	1 <sup>5</sup> / <sub>8</sub>	<b>100VG06202</b>

VG

\*Tapered Roller bearings (09) available. Change "01" to other bearing code. (Example: 100VG04109).  
A Tapered bearing in a Forge Steel wheel can increase capacities to 2000 lbs

**Cast Iron (02 Drawn Cup Roller Bearings)**

4	2	700	5 <sup>5</sup> / <sub>8</sub>	1 <sup>11</sup> / <sub>16</sub>	<b>100CA04202</b>
5	2	1000	6 <sup>1</sup> / <sub>2</sub>	1 <sup>11</sup> / <sub>16</sub>	<b>100CA05202</b>
6	2	1400	7 <sup>1</sup> / <sub>2</sub>	1 <sup>5</sup> / <sub>8</sub>	<b>100CA06202</b>
8	2	1700	10 <sup>1</sup> / <sub>8</sub>	1 <sup>3</sup> / <sub>4</sub>	<b>100CA08202</b>

CA

**Ductile Iron Crowned Tread (02 Drawn Cup Roller Bearing) NEW MODEL!**

5	2	1500	6 <sup>1</sup> / <sub>2</sub>	1 <sup>11</sup> / <sub>16</sub>	<b>100FR05202</b>
6	2	1700	7 <sup>1</sup> / <sub>2</sub>	1 <sup>5</sup> / <sub>8</sub>	<b>100FR06202</b>
8	2	1700	10 <sup>1</sup> / <sub>8</sub>	1 <sup>3</sup> / <sub>4</sub>	<b>100FR08202</b>

FR, FM

\*Tapered Roller bearings (09) and Precision Ball (28) available. (Tapered Roller example: 100FR05209).  
Note: Ductile Iron Flat Tread (FM) models available. Change FR wheel code to FM. Example: 100FM05201.

**Prevenz™ Antimicrobial Wheels**

The EPA registered and FDA compliant antimicrobial additive used in Prevenz™ wheels is designed to suppress the growth of a variety of destructive and odor causing microbes including bacteria, molds, mildew and fungi. To order add "PREV" to end of caster number.

XS Prevenz™ XR Prevenz™ XA Prevenz™ NG Prevenz™ XP Prevenz™



# 300

## Shockmaster™ Kingpinless Casters



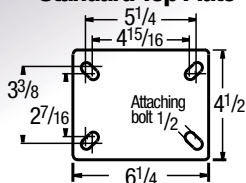
Extra heavy duty durable forged steel construction. Shockmaster through-hardened construction is much more durable than competitor's case or induction hardened construction.

### TYPICAL APPLICATIONS

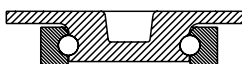
- Tire building support equipment
- Fixture carts
- Trash gondolas
- Drywall dollies
- Autoclave dollies

### MOUNTING PLATE

#### Standard Top Plate



#### Swivel Cross Section



Premium Forged Steel

For swivel models add "S" to end of caster number. For rigid models add "R" to end of caster number.

Wheel Diameter (Inches)	Tread Width (Inches)	Capacity (Lbs) (Based on normal operation)	Overall Height (Inches)	Swivel Lead (Inches)	Approx. Wt. (Lbs)	Caster Number
-------------------------	----------------------	--	-------------------------	----------------------	-------------------	---------------

### Moldon Rubber on Cast Iron (01 Roller Bearing)

6	2 1/2	700	7 1/2	1 1/2		300MR06401
6	3	750	7 1/2	1 1/2		300MR06501
8	2 1/2	850	10 1/8	2 1/4		300MR08401
8	3	900	10 1/8	2 1/4		300MR08501
10	2 1/2	950	11 1/2	2 1/2		300MR10401
10	3	1000	11 1/2	2 1/2		300MR10501
12	2 1/2	950	13 1/2	3		300MR12401
12	3	1200	13 1/2	3		300MR12501

\*Tapered Roller (09) bearings available. Change "01" to "09"  
Example: 300MR10409

### Heavy Duty Moldon Rubber on Cast Iron (01 Roller Bearing)

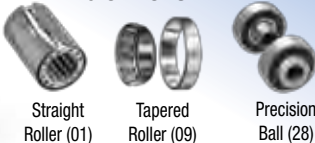
8	2 1/2	1300	10 1/8	2 1/4		300MH08401
10	2 1/2	1500	11 1/2	2 1/2		300MH10401
10	3	1800	11 1/2	2 1/2		300MH10501
12	2 1/2	1700	13 1/2	3		300MH12401

\*Tapered Roller (09) bearings available. Change "01" to "09"  
Example: 300MH10409

### FEATURES

- **Top Plate:** 5/16" AISI 1045 steel one-piece forging precision machined and through-hardened for long life
- **Swivel Section:** 1/2" ball bearings mounted in a 3" precision machined raceway. Zerk in swivel section.
- **Legs:** 3/8" thick steel welded to yoke base using 100,000 psi weld filler, welded inside and out for added strength
- **Axle:** 3/4" diameter
- Alternate or custom caster configurations available

### BEARING OPTIONS



### New! Contender S300 Spring Loaded Caster

To order put "S" in front of Caster Number (Example (S300MR06401S):



S610 shown

### RIG OPTIONS

- Spring-loaded, dual wheel models available, consult factory.

### BRAKE OPTIONS

**Poly Cam** specify **P**



**Single Side** specify **SSB300**. **Double Sided** specify **DSB300**

**Face Contact** specify **F**



**NEW! Face Brake** specify **FBB**

**Hand Operated Detachable Swivel Lock** specify **L**  
**Hand Operated Swivel Lock** specify **SL3000000**



Wheel Diameter (Inches)	Tread Width (Inches)	Capacity (Lbs) (Based on normal operation)	Overall Height (Inches)	Swivel Lead (Inches)	Approx. Wt. (Lbs)	Caster Number
-------------------------	----------------------	--	-------------------------	----------------------	-------------------	---------------

### X-tra Soft Round Tread (01 Roller Bearing)\*

10	2 1/2	850	11 1/2	2 1/2		300XR10401
----	-------	-----	--------	-------	--	------------

Prevenz™ antimicrobial models available. Add PREV to end of caster number.  
\*Precision Ball (28) bearings available. Change "01" to other bearing code. Precision example: 300XR10428

### Polyurethane on Aluminum (01 Roller Bearing)\*

8	2 1/2	2010	10 1/8	2 1/4		300PD08401
8	3	2520	10 1/8	2 1/4		300PD08501
10	2 1/2	2370	11 1/2	2 1/2		300PD10401
10	3	3000	11 1/2	2 1/2		300PD10501

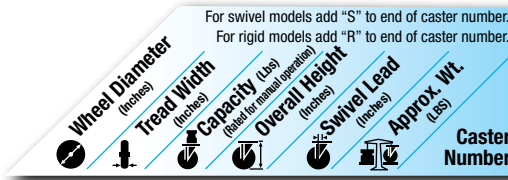
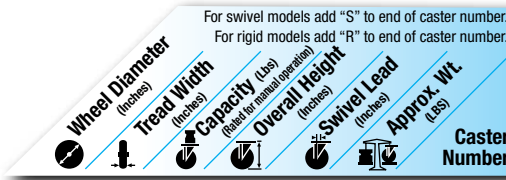
\*Tapered Roller (09) and Precision Ball (28) bearings available. Change "01" to bearing code. Tapered example: 300PD10409

### Polyurethane on Cast Iron (01 Roller Bearing)

6	2 1/2	1620	7 1/2	1 1/2		300PY06401
6	3	2040	7 1/2	1 1/2		300PY06501
8	2 1/2	2010	10 1/8	2 1/4		300PY08401
8	3	2520	10 1/8	2 1/4		300PY08501
10	2 1/2	2370	11 1/2	2 1/2		300PY10401
10	3	3000	11 1/2	2 1/2		300PY10501
12	2 1/2	2700	13 1/2	3		300PY12401
12	3	3420	13 1/2	3		300PY12501

Prevenz™ antimicrobial models available. Add PREV to end of caster number.  
\*Tapered Roller (09) bearings available. Change "01" to "09"  
Example: 300PY10409

300 Series Continued



**Polyurethane on Cast Iron (01 Roller Bearing)**

6	2 1/2	1600	7 1/2	1 1/2	<b>300PI06401</b>
6	3	2000	7 1/2	1 1/2	<b>300PI06501</b>
8	2 1/2	2000	10 1/8	2 1/4	<b>300PI08401</b>
8	3	2500	10 1/8	2 1/4	<b>300PI08501</b>
10	2 1/2	2500	11 1/2	2 1/2	<b>300PI10401</b>
10	3	3000	11 1/2	2 1/2	<b>300PI10501</b>
12	2 1/2	2500	13 1/2	3	<b>300PI12401</b>
12	3	2500	13 1/2	3	<b>300PI12501</b>



**Thick Tread Polyurethane (01 Roller Bearing)\***

6	3	2040	7 1/2	1 1/2	<b>300PX06501</b>
8	3	2520	10 1/8	2 1/4	<b>300PX08501</b>
10	2 1/2	2370	11 1/2	2 1/2	<b>300PX10401</b>
10	3	3000	11 1/2	2 1/2	<b>300PX10501</b>
12	2 1/2	2700	13 1/2	3	<b>300PX12401</b>
12	3	3420	13 1/2	3	<b>300PX12501</b>

\*Tapered Roller (09) bearings available. Change "01" to "09"  
Example: 300PX10509



**Vulkollan on Cast Iron (01 Roller Bearing)\***

6	2 1/2	2350	7 1/2	1 1/2	<b>300VY06401</b>
6	3	3000	7 1/2	1 1/2	<b>300VY06501</b>
8	2 1/2	2900	10 1/8	2 1/4	<b>300VY08401</b>
8	3	4000	10 1/8	2 1/4	<b>300VY08501</b>
10	2 1/2	3450	11 1/2	2 1/2	<b>300VY10401</b>
10	3	5000	11 1/2	2 1/2	<b>300VY10501</b>

\*Tapered Roller (09) bearings available. Change "01" to "09"  
Example: 300VY10509



**Vulkollan Thick Tread Polyurethane (01 Roller Bearing)\***

6	2 1/2	2350	7 1/2	1 1/2	<b>300VX06401</b>
6	3	3000	7 1/2	1 1/2	<b>300VX06501</b>
8	2 1/2	2900	10 1/8	2 1/4	<b>300VX08401</b>
8	3	4000	10 1/8	1 1/2	<b>300VX08501</b>
10	2 1/2	3450	11 1/2	2 1/2	<b>300VX10401</b>
10	3	5000	11 1/2	2 1/2	<b>300VX10501</b>

\*Tapered Roller (09) bearings available. Change "01" to "09"  
Example: 300VX10409



**X-treme Plus Solid Polyurethane (01 Roller Bearing)\***

8	2 1/2	2000	10 1/8	2 1/4	<b>300XP08401</b>
8	3	2000	10 1/8	2 1/4	<b>300XP08501</b>
10	2 1/2	2500	11 1/2	2 1/2	<b>300XP10401</b>
10	3	2500	11 1/2	2 1/2	<b>300XP10501</b>

\*Precision Ball (28) bearings available. Change "01" to "28"  
Example: 300XP10428. Prevenz™ antimicrobial models available.  
Add PREV to end of caster number.



**Phenolic (01 Roller Bearing)\***

6	2 1/2	1600	7 1/2	1 1/2	<b>300TM06401</b>
6	3	2000	7 1/2	1 1/2	<b>300TM06501</b>
8	2 1/2	2000	10 1/8	2 1/4	<b>300TM08401</b>
8	3	2500	10 1/8	2 1/4	<b>300TM08501</b>
10	2 1/2	2500	11 1/2	2 1/2	<b>300TM10401</b>
10	3	2900	11 1/2	2 1/2	<b>300TM10501</b>
12	2 1/2	3000	13 1/2	3	<b>300TM12401</b>
12	3	3500	13 1/2	3	<b>300TM12501</b>

\*Tapered Roller (09) bearings available. Change "01" to "09"  
Example: 300TM10409



**Trionix™ High Impact Polymer (28 Precision Ball Bearings)**

10	3	2500	11 1/2	2 1/2	<b>300NY10528</b>
----	---	------	--------	-------	-------------------



**Trionix™ NX High Impact Polymer (28 Precision Ball Bearings)**

6	2 1/2	5500	7 1/2	1 1/2	<b>300NX06428</b>
6	3	5500	7 1/2	1 1/2	<b>300NX06528</b>
8	2 1/2	5500	10 1/8	2 1/4	<b>300NX08428</b>
8	3	5500	10 1/8	1 1/2	<b>300NX08528</b>
10	2 1/2	5500	11 1/2	2 1/2	<b>300NX10428</b>
10	3	5500	11 1/2	2 1/2	<b>300NX10528</b>



**Cast Iron (01 Roller Bearing)\***

6	2 1/2	2000	7 1/2	1 1/2	<b>300CA06401</b>
6	3	2800	7 1/2	1 1/2	<b>300CA06501</b>
8	2 1/2	2300	10 1/8	2 1/4	<b>300CA08401</b>
8	3	2800	10 1/8	2 1/4	<b>300CA08501</b>
10	2 1/2	2300	11 1/2	2 1/2	<b>300CA10401</b>
10	3	2800	11 1/2	2 1/2	<b>300CA10501</b>
12	3	2800	13 1/2	3	<b>300CA12501</b>

\*Tapered Roller (09) bearings available. Change "01" to "09"  
Example: 300CA10409



**V-Grooved Cast Iron (01 Roller Bearing)\***

6	2 1/2	2500	7 1/2	1 1/2	<b>300VG06401</b>
8	2 1/2	2500	10 1/8	2 1/4	<b>300VG08401</b>
8	3	2500	10 1/8	2 1/4	<b>300VG08501</b>
10	3	3500	11 1/2	2 1/2	<b>300VG10501</b>

\*Tapered Roller (09) bearings available. Change "01" to "09"  
Example: 300VG10509.



**Drop Forged Steel V-Grooved (01 Roller Bearing)\***

8	3	5500	10 1/8	2 1/4	<b>300VF08501</b>
10	3	5000	11 1/2	2 1/2	<b>300VF10501</b>

\*Tapered Roller (09) bearings available. Change "01" to "09"  
Example: 300VF10509. Note: Capacity increases to 5,500lbs on VF model.



**Drop Forged Steel (01 Roller Bearings)\***

6	2 1/2	4000	7 1/2	1 1/2	<b>300FS06401</b>
8	2 1/2	4000	10 1/8	2 1/4	<b>300FS08401</b>
8	3	5000	10 1/8	2 1/4	<b>300FS08501</b>
10	3	5000	11 1/2	2 1/2	<b>300FS10501</b>

\*Tapered Roller (09) bearings available. Change "01" to "09"  
Example: 300FS10409 Note: Capacity increases to 5,500lbs on 8" and 10" dia.



**Ductile Iron Crowned Tread (01 Roller Bearing)\***

6	2 1/2	3500	7 1/2	1 1/2	<b>300FR06401</b>
6	3	5500	7 1/2	1 1/2	<b>300FR06501</b>
8	3	5500	10 1/8	2 1/4	<b>300FR08501</b>
10	3	5500	11 1/2	2 1/2	<b>300FR10501</b>

\*Tapered Roller (09) available.  
(Tapered Roller example: 300FR08509).  
Ductile Iron Flat Tread (FM) and V-Groove (VM) models available.  
Change FR wheel code to FM or VM. Example: 300FM08501.



**Prevenz™ Antimicrobial Wheels**

The EPA registered and FDA compliant antimicrobial additive used in Prevenz™ wheels is designed to suppress the growth of a variety of destructive and odor causing microbes including bacteria, molds, mildew and fungi. These wheels are suitable for a variety of applications including medical equipment, food equipment, pharmaceutical, chemical, meat & poultry, processing plants and more. To order add "PREV" to end of caster number.



XR Prevenz™ PY Prevenz™ PX Prevenz™ XP Prevenz™

# 400

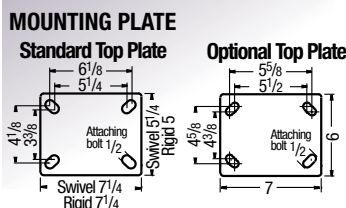
## Shockmaster™ Kingpinless Casters



Extra heavy duty durable forged steel construction. Shockmaster through-hardened construction is much more durable than competitor's case or induction hardened construction.

### TYPICAL APPLICATIONS


- Heavy duty power drawn applications
- High capacity die tables
- Portable work benches
- Machinery dollies
- Heavy production fixtures or jigs
- Corrugated steel box trucks
- Heavy portable storage racks



### FEATURES

- **Top Plate:** 3/8" thick AISI 1045 steel one-piece forging precision machined and through-hardened for long life
- **Swivel Section:** 1/2" ball bearings mounted in a 3" precision machined raceway. Zerk in swivel section.
- **Legs:** 3/8" thick steel welded to yoke base using 100,000 psi weld filler, welded inside and out for added strength
- **Axle:** 3/4" diameter
- Alternate or custom caster configurations available

### BEARING OPTIONS



### RIG OPTIONS

- Spring-loaded, dual wheel models available, consult factory.

### BRAKE OPTIONS

**Poly Cam**  
specify **P**



**Single Side** specify **SSB400**. **Double Sided** specify **DSB400**



**Face Contact**  
specify **F**

### New! Contender S400 Spring Loaded Caster

To order put "S" in front of Caster Number (Example (S400MR06401S):

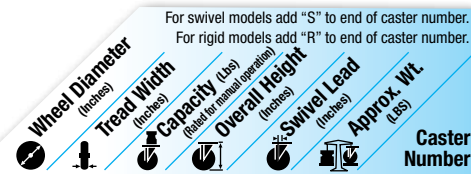
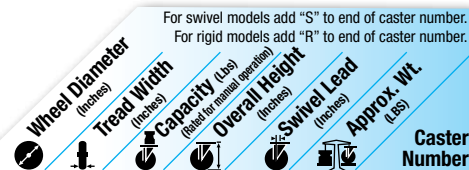


S610 shown



**NEW! Face Brake**  
specify **FBB**

Hand Operated Detachable Swivel Lock specify **L**  
Hand Operated Swivel Lock specify **SL4000000**



### Moldon Rubber on Cast Iron (01 Roller Bearing)

8	2 1/2	850	10 1/2	2 1/2	<b>400MR08401</b>
8	3	900	10 1/2	2 1/2	<b>400MR08501</b>
10	2 1/2	950	12 1/2	2 1/2	<b>400MR10401</b>
10	3	1000	12 1/2	2 1/2	<b>400MR10501</b>
12	2 1/2	950	15 1/2	2 1/2	<b>400MR12401</b>
12	3	1200	15 1/2	2 1/2	<b>400MR12501</b>

\*Tapered Roller (09) bearings available. Change "01" to "09"  
Example: 400MR10409

### Heavy Duty Moldon Rubber on Cast Iron (01 Roller Bearing)

8	2 1/2	1300	10 1/2	2 1/2	<b>400MH08401</b>
10	2 1/2	1500	12 1/2	2 1/2	<b>400MH10401</b>
10	3	1800	12 1/2	2 1/2	<b>400MH10501</b>
12	2 1/2	1700	15 1/2	2 1/2	<b>400MH12401</b>

\*Tapered Roller (09) bearings available. Change "01" to "09"  
Example: 400MH10409

### X-tra Soft Round Tread (01 Roller Bearing)\*

10	2 1/2	850	12 1/2	2 1/2	<b>400XR10401</b>
----	-------	-----	--------	-------	-------------------

Prevenz™ antimicrobial models available. Add PREV to end of caster number.  
\*Precision Ball (28) bearings available. Change "01" to "28".  
Precision example: 400XR10428

### Polyurethane on Aluminum (01 Roller Bearing)

8	2 1/2	2010	10 1/2	2 1/2	<b>400PD08401</b>
8	3	2520	10 1/2	2 1/2	<b>400PD08501</b>
10	2 1/2	2370	12 1/2	2 1/2	<b>400PD10401</b>
10	3	3000	12 1/2	2 1/2	<b>400PD10501</b>

\*Tapered Roller (09) and Precision Ball (28) bearings available. Change "01" to "09". Tapered example: 400PD10409

### Polyurethane on Cast Iron (01 Roller Bearing)

6	2 1/2	1620	8	2 1/4	<b>400PY06401</b>
6	3	2040	8	2 1/4	<b>400PY06501</b>
8	2 1/2	2010	10 1/2	2 1/2	<b>400PY08401</b>
8	3	2520	10 1/2	2 1/2	<b>400PY08501</b>
10	2 1/2	2370	12 1/2	2 1/2	<b>400PY10401</b>
10	3	3000	12 1/2	2 1/2	<b>400PY10501</b>
12	2 1/2	2700	15 1/2	2 1/2	<b>400PY12401</b>
12	3	3420	15 1/2	2 1/2	<b>400PY12501</b>

Prevenz™ antimicrobial models available. Add PREV to end of caster number.  
\*Tapered Roller (09) bearings available. Change "01" to "09"  
Example: 400PY10409

400 SERIES • CAPACITY TO 5500

For swivel models add "S" to end of caster number.  
For rigid models add "R" to end of caster number.

Wheel Diameter (Inches)  
Tread Width (Inches)  
Capacity (Lbs)  
Overall Height (Inches)  
Swivel Lead (Inches)  
Approx. Wt. (Lbs)  
Caster Number

For swivel models add "S" to end of caster number.  
For rigid models add "R" to end of caster number.

Wheel Diameter (Inches)  
Tread Width (Inches)  
Capacity (Lbs)  
Overall Height (Inches)  
Swivel Lead (Inches)  
Approx. Wt. (Lbs)  
Caster Number

**Polyurethane on Cast Iron (01 Roller Bearing)**

6	2 1/2	1600	8	2 1/4	400PI06401
6	3	2000	8	2 1/4	400PI06501
8	2 1/2	2000	10 1/2	2 1/2	400PI08401
8	3	2500	10 1/2	2 1/2	400PI08501
10	2 1/2	2200	12 1/2	2 1/2	400PI10401
10	3	3000	12 1/2	2 1/2	400PI10501
12	2 1/2	2500	15 1/2	2 1/2	400PI12401
12	3	3500	15 1/2	2 1/2	400PI12501

**Trionix™ NX High Impact Polymer (28 Precision Ball Bearings)**

6	2 1/2	5500	8	2 1/4	400NX06428
6	3	5500	8	2 1/4	400NX06528
8	2 1/2	5500	10 1/2	2 1/2	400NX08428
8	3	5500	10 1/2	2 1/2	400NX08528
10	2 1/2	5500	12 1/2	2 1/2	400NX10428
10	3	5500	12 1/2	2 1/2	400NX10528

**Thick Tread Polyurethane (01 Roller Bearing)\***

6	3	2040	8	2 1/4	400PX06501
8	3	2520	10 1/2	2 1/2	400PX08501
10	2 1/2	2370	12 1/2	2 1/2	400PX10401
10	3	3000	12 1/2	2 1/2	400PX10501
12	2 1/2	2700	15 1/2	2 1/2	400PX12401
12	3	3420	15 1/2	2 1/2	400PX12501

\*Tapered Roller (09) bearings available. Change "01" to "09"  
Example: 400PX10509

**Cast Iron (01 Roller Bearing)\***

6	2 1/2	2000	8	2 1/4	400CA06401
6	3	2800	8	2 1/4	400CA06501
8	2 1/2	2300	10 1/2	2 1/2	400CA08401
8	3	2800	10 1/2	2 1/2	400CA08501
10	2 1/2	2300	12 1/2	2 1/2	400CA10401
10	3	2800	12 1/2	2 1/2	400CA10501
12	3	2800	15 1/2	2 1/2	400CA12501

\*Tapered Roller (09) bearings available. Change "01" to "09"  
Example: 400CA10409

**Vulkollan on Cast Iron (01 Roller Bearing)\***

6	2 1/2	2350	8	2 1/4	400VY06401
6	3	3000	8	2 1/4	400VY06501
8	2 1/2	2900	10 1/2	2 1/2	400VY08401
8	3	4000	10 1/2	2 1/2	400VY08501
10	2 1/2	3450	12 1/2	2 1/2	400VY10401
10	3	5000	12 1/2	2 1/2	400VY10501

\*Tapered Roller (09) bearings available. Change "01" to "09"  
Example: 400VY10509

**V-Grooved Cast Iron (01 Roller Bearing)\***

6	2 1/2	2500	8	2 1/4	400VG06401
8	2 1/2	2500	10 1/2	2 1/2	400VG08401
8	3	2500	10 1/2	2 1/2	400VG08501
10	3	3500	12 1/2	2 1/2	400VG10501

\*Tapered Roller (09) bearings available. Change "01" to "09"  
Example: 400VG10509

**Vulkollan Thick Tread Polyurethane (01 Roller Bearing)\***

6	2 1/2	2350	8	2 1/4	400VX06401
6	3	3000	8	2 1/4	400VX06501
8	2 1/2	2900	10 1/2	2 1/2	400VX08401
8	3	3025	10 1/2	2 1/2	400VX08501
10	2 1/2	3450	12 1/2	2 1/2	400VX10401
10	3	3600	12 1/2	2 1/2	400VX10501

\*Tapered Roller (09) bearings available. Change "01" to "09"  
Example: 400VX10509

**Drop Forged Steel V-Grooved (01 Roller Bearing)\***

8	3	5500	10 1/2	2 1/2	400VF08501
10	3	5000	12 1/2	2 1/2	400VF10501

\*Tapered Roller (09) bearings available. Change "01" to "09"  
Example: 400VF08509. 8x3 VF capacity increases to 5500lbs.

**X-treme Plus Solid Polyurethane (01 Roller Bearing)\***

8	2 1/2	2000	10 1/2	2 1/2	400XP08401
8	3	2000	10 1/2	2 1/2	400XP08501
10	2 1/2	2500	13 1/2	2 1/2	400XP10401
10	3	2500	13 1/2	2 1/2	400XP10501

\*Precision Ball (28) bearings available. Change "01" to "28"  
Example: 400XP10428. Prevenz™ antimicrobial models available.  
Add PREV to end of caster number.

**Drop Forged Steel (01 Roller Bearing)\***

6	2 1/2	4000	8	2 1/4	400FS06401
8	2 1/2	4000	10 1/2	2 1/2	400FS08401
8	3	4100	10 1/2	2 1/2	400FS08501
10	3	5100	12 1/2	2 1/2	400FS10501

\*Tapered Roller (09) bearings available. Change "01" to "09"  
Example: 400FS10509. 6x2-1/2 capacity increases to 5000, 8x3 capacity increases to 5500, 10x3 capacity increases to 5500.

**Phenolic (01 Roller Bearing)\***

6	2 1/2	1600	8	2 1/4	400TM06401
6	3	2000	8	2 1/4	400TM06501
8	2 1/2	2000	10 1/2	2 1/2	400TM08401
8	3	2500	10 1/2	2 1/2	400TM08501
10	2 1/2	2500	12 1/2	2 1/2	400TM10401
10	3	2900	12 1/2	2 1/2	400TM10501
12	2 1/2	3000	15 1/2	2 1/2	400TM12401
12	3	3500	15 1/2	2 1/2	400TM12501

\*Tapered Roller (09) bearings available. Change "01" to "09"  
Example: 400TM10409

**Ductile Iron Crowned Tread (01 Roller Bearing)\***

6	2 1/2	3500	8	2 1/4	400FR06401
6	3	5500	8	2 1/4	400FR06501
8	3	5500	10 1/2	2 1/2	400FR08501
10	3	5500	12 1/2	2 1/2	400FR10501


\*Tapered Roller (09) available.  
(Tapered Roller example: 400FR08509).  
Ductile Iron Flat Tread (FM) and V-Groove (VM) models available.  
Change FR wheel code to FM or VM. Example: 400FM08501.

**Trionix™ High Impact Polymer (28 Precision Ball Bearing)**

10	3	2500	12 1/2	2 1/2	400NY10528
----	---	------	--------	-------	------------

**Prevenz™ Antimicrobial Wheels**

The EPA registered and FDA compliant antimicrobial additive used in Prevenz™ wheels is designed to suppress the growth of a variety of destructive and odor causing microbes including bacteria, molds, mildew and fungi. These wheels are suitable for a variety of applications including medical equipment, food equipment, pharmaceutical, chemical, meat & poultry, processing plants and more. To order add "PREV" to end of caster number.



# 600

## Shockmaster™ Kingpinless Casters

### RIG OPTIONS

- Notched yoke for swivel locks specify NY600.
- Spring-loaded, dual wheel models available, consult factory.

### BRAKE OPTIONS

**Poly Cam**  
specify **P**



**Single Side** specify **SSB600**. **Double Sided** specify **DSB600**

**Face Contact**  
specify **F**




**Hand Operated Detachable Swivel Lock** specify **L**.  
**Hand Operated field installable Swivel Lock** specify **SL6000000**



### FEATURES

- **Top Plate:** 1/2" thick AISI 1045 steel one-piece forging precision machined and for long life
- **Swivel Section:** 3/4" ball bearings mounted in a 4-1/2" precision machined raceway. Zerk in swivel section.
- **Legs:** 3/8" thick steel welded to yoke base using 100,000 psi weld filler
- **Axle:** 1" diameter
- Alternate or custom caster configurations available

### BEARING OPTIONS



Straight Roller (01)

Tapered Roller (09)

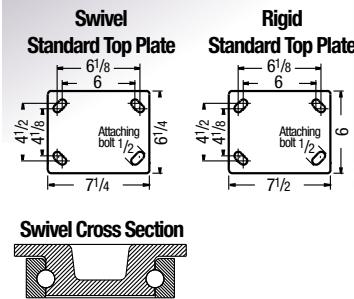
Precision Ball (28)

Highly recommended for automotive and aerospace applications. This caster is built to take the punishment of constant swiveling or for service where shock or impact loads might damage less rugged casters.

### TYPICAL APPLICATIONS

- Body dolly carts
- Engine dollies
- Material carts
- Chassis rack carts
- Paint line dollies
- Towed trash gondolas

### MOUNTING PLATE



### New! Contender S600 Spring Loaded Caster

To order put "S" in front of Caster Number (Example (S600MR06401S):



S610 shown

For swivel models add "S" to end of caster number. For rigid models add "R" to end of caster number.

**Wheel Diameter** (Inches)

**Tread Width** (Inches)

**Capacity** (Lbs) (Based on normal operation)

**Overall Height** (Inches)

**Swivel Lead** (Inches)

**Approx. Wt.** (Lbs)

**Caster Number**

For swivel models add "S" to end of caster number. For rigid models add "R" to end of caster number.

**Wheel Diameter** (Inches)

**Tread Width** (Inches)

**Capacity** (Lbs) (Based on normal operation)

**Overall Height** (Inches)

**Swivel Lead** (Inches)

**Approx. Wt.** (Lbs)

**Caster Number**

### Moldon Rubber on Cast Iron (01 Roller Bearing)

6	2 1/2	700	8 1/2	2 1/2	<b>600MR06401</b>
6	3	750	8 1/2	2 1/2	<b>600MR06501</b>
8	2 1/2	850	10 1/2	2 1/2	<b>600MR08401</b>
8	3	900	10 1/2	2 1/2	<b>600MR08501</b>
10	3	1000	12 1/2	2 1/2	<b>600MR10501</b>
10	4	1400	12 1/2	2 1/2	<b>600MR10701</b>
12	3 1/2	1500	15 1/2	2 1/2	<b>600MR12601</b>
12	4	1600	15 1/2	2 1/2	<b>600MR12701</b>

\*Tapered Roller (09) bearings available. Change "01" to "09"  
Example: 600MR10509

### Heavy Duty Moldon Rubber on Cast Iron (01 Roller Bearing)

8	2 1/2	1300	10 1/2	2 1/2	<b>600MH08401</b>
10	3	1800	12 1/2	2 1/2	<b>600MH10501</b>

\*Tapered Roller (09) bearings available. Change "01" to "09"  
Example: 600MH10509

### Polyurethane on Aluminum (01 Roller Bearing)

8	2 1/2	2010	10 1/2	2 1/2	<b>600PD08401</b>
8	3	2520	10 1/2	2 1/2	<b>600PD08501</b>
10	2 1/2	2370	12 1/2	2 1/2	<b>600PD10401</b>
10	3	3000	12 1/2	2 1/2	<b>600PD10501</b>

\*Tapered Roller (09) bearings available. Change "01" to "09"  
Example: 600PD08409

### Polyurethane on Cast Iron (01 Roller Bearing)

6	2 1/2	1620	8 1/2	2 1/2	<b>600PY06401</b>
6	3	2040	8 1/2	2 1/2	<b>600PY06501</b>
8	2 1/2	2010	10 1/2	2 1/2	<b>600PY08401</b>
8	3	2520	10 1/2	2 1/2	<b>600PY08501</b>
8	4	3500	10 1/2	2 1/2	<b>600PY08701</b>
10	3	3000	12 1/2	2 1/2	<b>600PY10501</b>
10	4	4200	12 1/2	2 1/2	<b>600PY10701</b>
12	3 1/2	4110	15 1/2	2 1/2	<b>600PY12601</b>
12	4	4800	15 1/2	2 1/2	<b>600PY12701</b>

Prevenz™ antimicrobial models available.  
Add PREV to end of caster number.  
\*Tapered Roller (09) bearings available. Change "01" to "09"  
Example: 600PY06409

Continue on next page

For swivel models add "S" to end of caster number.  
For rigid models add "R" to end of caster number.

**Wheel Diameter** (Inches)

**Tread Width** (Inches)

**Capacity** (Lbs) (Note: for manual operation)

**Overall Height** (Inches)

**Swivel Lead** (Inches)

**Approx. Wt.** (Lbs)

**Caster Number**

For swivel models add "S" to end of caster number.  
For rigid models add "R" to end of caster number.

**Wheel Diameter** (Inches)

**Tread Width** (Inches)

**Capacity** (Lbs) (Note: for manual operation)

**Overall Height** (Inches)


**Swivel Lead** (Inches)

**Approx. Wt.** (Lbs)

**Caster Number**

**Polyurethane on Cast Iron (01 Roller Bearing)**


6	2 1/2	1600	8 1/2	2 1/2	<b>600PI06401</b>
6	3	2000	8 1/2	2 1/2	<b>600PI06501</b>
8	2 1/2	2000	10 1/2	2 1/2	<b>600PI08401</b>
8	3	2500	10 1/2	2 1/2	<b>600PI08501</b>
10	2 1/2	2200	12 1/2	2 1/2	<b>600PI10401</b>
10	3	3000	12 1/2	2 1/2	<b>600PI10501</b>
12	2 1/2	2500	15 1/2	2 1/2	<b>600PI12401</b>
12	3	3500	15 1/2	2 1/2	<b>600PI12501</b>



**PI**

**Cast Iron (01 Roller Bearing)**

6	3	2800	8 1/2	2 1/2	<b>600CA06501</b>
8	2 1/2	2300	10 1/2	2 1/2	<b>600CA08401</b>
8	3	2800	10 1/2	2 1/2	<b>600CA08501</b>
8	4	4000	10 1/2	2 1/2	<b>600CA08701</b>
10	3	2800	12 1/2	2 1/2	<b>600CA10501</b>
10	4	4000	12 1/2	2 1/2	<b>600CA10701</b>




**CA**

\*Tapered Roller (09) bearings available. Change "01" to "09"  
Example: 600CA10509

**Thick Tread Polyurethane (01 Roller Bearing)**

6	3	2040	8 1/2	2 1/2	<b>600PX06501</b>
8	3	2520	10 1/2	2 1/2	<b>600PX08501</b>
8	4	3500	10 1/2	2 1/2	<b>600PX08701</b>
10	3	3000	12 1/2	2 1/2	<b>600PX10501</b>
10	4	4200	12 1/2	2 1/2	<b>600PX10701</b>
12	4	4800	15 1/2	2 1/2	<b>600PX12701</b>




**PX**

\*Tapered Roller (09) bearings available. Change "01" to "09"  
Example: 600PX10509

**V-Grooved Cast Iron (01 Roller Bearing)\***

6	2 1/2	2500	8 1/2	2 1/2	<b>600VG06401</b>
8	2 1/2	2500	10 1/2	2 1/2	<b>600VG08401</b>
8	3	4000	10 1/2	2 1/2	<b>600VG08501</b>




**VG**

\*Tapered Roller (09) bearings available. Change "01" to "09"  
Example: 600VG06409

**Vulkollan on Cast Iron (01 Roller Bearing)**

6	2 1/2	2350	8 1/2	2 1/2	<b>600VY06401</b>
6	3	3000	8 1/2	2 1/2	<b>600VY06501</b>
8	2 1/2	2900	10 1/2	2 1/2	<b>600VY08401</b>
8	3	4000	10 1/2	2 1/2	<b>600VY08501</b>
10	2 1/2	3450	12 1/2	2 1/2	<b>600VY10401</b>
10	3	5000	12 1/2	2 1/2	<b>600VY10501</b>




**VY**

\*Tapered Roller (09) bearings available. Change "01" to "09"  
Example: 600VY10509

**Drop Forged Steel V-Grooved (01 Roller Bearing)**

6	3	6000**	8 1/2	2 1/2	<b>600VF06501</b>
8	4	6000**	10 1/2	2 1/2	<b>600VF08701</b>
10	4	8350**	12 1/2	2 1/2	<b>600VF08701</b>




**VF**

\*Tapered Roller (09) bearings available. Change "01" to "09"  
Example: 600VF0509

\*\*Capacity increases to 10000 lbs. if specifying tapered roller bearing.

**Vulkollan Thick Tread Polyurethane (01 Roller Bearing)**

6	2 1/2	2350	8 1/2	2 1/2	<b>600VX06401</b>
6	3	3000	8 1/2	2 1/2	<b>600VX06501</b>
8	2 1/2	2900	10 1/2	2 1/2	<b>600VX08401</b>
8	3	4000	10 1/2	2 1/2	<b>600VX08501</b>
10	2 1/2	3450	12 1/2	2 1/2	<b>600VX10401</b>
10	3	5000	12 1/2	2 1/2	<b>600VX10501</b>




**VX**

\*Tapered Roller (09) bearings available. Change "01" to "09"  
Example: 600VX10509

**Drop Forged Steel (01 Roller Bearings)\***

6	2 1/2	4000	8 1/2	2 1/2	<b>600FS06401</b>
8	2 1/2	4000	10 1/2	2 1/2	<b>600FS08401</b>
8	3	5000	10 1/2	2 1/2	<b>600FS08501</b>
10	3	5000	12 1/2	2 1/2	<b>600FS10501</b>
10	4	8350	12 1/2	2 1/2	<b>600FS10701</b>




**FS**

\*Tapered Roller (09) bearings available. Change "01" to "09"  
Example: 600FS10509. 6x2-1/2 capacity increases to 5000, 8x3 capacity increases to 5500, 10x3 capacity increases to 6000, 10x4 capacity increases to 10,000.

**X-treme Plus Solid Polyurethane (01 Roller Bearing)**

8	2 1/2	2000	10 1/2	2 1/2	<b>600XP08401</b>
8	3	2000	10 1/2	2 1/2	<b>600XP08501</b>
10	3	2500	12 1/2	2 1/2	<b>600XP10501</b>




**XP**

\*Precision Ball (28) bearings available. Change "01" to "28"  
Example: 600XP08428. Prevenz™ antimicrobial models available.  
Add PREV to end of caster number.

**Heavy Duty Drop Forged Steel (01 Roller Bearings)\***

8	3	6000	10 1/2	2 1/2	<b>600FH08501</b>
10	3	6000	12 1/2	2 1/2	<b>600FH10501</b>




**FH**

\*Tapered Roller (09) bearings available. Change "01" to "09"  
Example: 600FH10509. 10x3 capacity increases to 6500.

**Phenolic (01 Roller Bearing)**

6	2 1/2	1600	8 1/2	2 1/2	<b>600TM06401</b>
6	3	2000	8 1/2	2 1/2	<b>600TM06501</b>
8	2 1/2	2000	10 1/2	2 1/2	<b>600TM08401</b>
8	3	2500	10 1/2	2 1/2	<b>600TM08501</b>
10	3	2900	12 1/2	2 1/2	<b>600TM10501</b>
12	3 1/2	4000	15 1/2	2 1/2	<b>600TM12601</b>
12	4	8000	15 1/2	2 1/2	<b>600TM12701</b>




**TM**

\*Tapered Roller (09) bearings available. Change "01" to "09"  
Example: 600TM10509

**Ductile Iron Crowned Tread (01 Roller Bearing)** **NEW MODEL!**

6	2 1/2	3500	8 1/2	2 1/2	<b>600FR06401</b>
6	3	6000	8 1/2	2 1/2	<b>600FR06501</b>
8	3	6000	10 1/2	2 1/2	<b>600FR08501</b>
10	3	6000	12 1/2	2 1/2	<b>600FR10501</b>




**FR, FM, VM**

\*Tapered Roller (09) available.  
(Tapered Roller example: 600FR08509).  
Ductile Iron Flat Tread (FM) and V-Groove (VM) models available.  
Change FR wheel code to FM or VM. Example: 600FM08501.

**Trionix™ NX High Impact Polymer (28 Precision Ball Bearings)**

6	2 1/2	7200	8 1/2	2 1/2	<b>600NX06428</b>
6	3	7200	8 1/2	2 1/2	<b>600NX06528</b>
8	2 1/2	7200	10 1/2	2 1/2	<b>600NX08428</b>
8	3	7200	10 1/2	2 1/2	<b>600NX08528</b>
10	2 1/2	7200	12 1/2	2 1/2	<b>600NX10428</b>
10	3	7200	12 1/2	2 1/2	<b>600NX10528</b>



**NX**

**Prevenz™ Antimicrobial Wheels**



XR Prevenz™ PY Prevenz™ PX Prevenz™ XP Prevenz™

# 700

## Shockmaster™ Kingpinless Casters



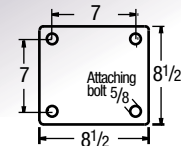
These super duty casters are built specifically for that severe application where reliability is essential.

### TYPICAL APPLICATIONS

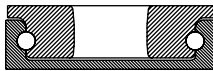
- Aircraft engine stands
- Ground support equipment
- Aerospace A-frame skin dollies
- Portable jigs
- Tooling fixtures
- Die carts
- Large platform work

### MOUNTING PLATE

#### Standard Top Plate




#### Swivel Cross Section



### FEATURES

- **Top Plate:** 1/2" thick AISI 1045 steel one-piece forging precision machined and for long life
- **Swivel Section:** 3/4" ball bearings mounted in a 7" diameter precision machined raceway. Zerk in swivel section.
- **Legs:** 1/2" thick steel welded to yoke base using 100,000 psi weld filler
- **Axle:** 1-1/4" diameter
- Alternate or custom caster configurations available

### BEARING OPTIONS



Straight Roller (01)

Tapered Roller (09)

### RIG OPTIONS

- Notched yoke base for swivel locks specify **NY700**
- Spring-loaded, dual wheel models available, consult factory.

### BRAKE OPTIONS

**Poly Cam**  
specify **P**



**Face Contact**  
specify **F**

Hand Operated field installable  
**Swivel Lock**  
specify **SL7000000**



700 SERIES • CAPACITY TO 20000

### New! Contender S700 Spring Loaded Caster

Greater capacity and better shock protection. Noise levels are reduced through the dampening effect of these casters. To order put "S" in front of Caster Number (Example (S700MR10701S):



S610 shown

For swivel models add "S" to end of caster number.  
For rigid models add "R" to end of caster number.

Wheel Diameter (Inches)	Tread Width (Inches)	Capacity (Lbs) (Rated for normal operation)	Overall Height (Inches)	Swivel Lead (Inches)	Approx. Wt. (LBS)	Caster Number
-------------------------	----------------------	---	-------------------------	----------------------	-------------------	---------------

For swivel models add "S" to end of caster number.  
For rigid models add "R" to end of caster number.

Wheel Diameter (Inches)	Tread Width (Inches)	Capacity (Lbs) (Rated for normal operation)	Overall Height (Inches)	Swivel Lead (Inches)	Approx. Wt. (LBS)	Caster Number
-------------------------	----------------------	---	-------------------------	----------------------	-------------------	---------------

### Moldon Rubber on Cast Iron (01 Roller Bearing)

10	4	1400	13	2 1/2	<b>700MR10701</b>
12	4	1600	15 1/2	3 1/4	<b>700MR12701</b>
16	4	2000	19	4 1/2	<b>700MR16701</b>
16	5	2570	19	4 1/2	<b>700MR16801</b>

\*Tapered Roller (09) bearings available. Change "01" to "09"  
Example: 700MR10709

### Polyurethane on Aluminum (09 Tapered Roller Bearing)

12	6	7500	15 1/2	3 1/4	<b>700PA12909</b>
----	---	------	--------	-------	-------------------

### Polyurethane on Cast Iron (01 Roller Bearing)

8	4	3500	11	2 1/4	<b>700PY08701</b>
10	4	4200	13	2 1/2	<b>700PY10701</b>
10	5	5000	13	2 1/2	<b>700PY10801</b>
12	4	4800	15 1/2	3 1/4	<b>700PY12701</b>
12	5	6000	15 1/2	3 1/4	<b>700PY12801</b>
16	4	5970	19	4 1/2	<b>700PY16701</b>
16	5	7700	19	4 1/2	<b>700PY16801</b>

Prevenz™ antimicrobial models available.  
Add PREV to end of caster number.  
\*Tapered Roller (09) bearings available. Change "01" to "09"  
Example: 700PY10709

Continue on next page

700 Series Continued

For swivel models add "S" to end of caster number.  
For rigid models add "R" to end of caster number.

Wheel Diameter (Inches) | Tread Width (Inches) | Capacity (Lbs) (rated for manual operation) | Overall Height (Inches) | Swivel Lead (Inches) | Approx. Wt. (Lbs) | Caster Number


For swivel models add "S" to end of caster number.  
For rigid models add "R" to end of caster number.

Wheel Diameter (Inches) | Tread Width (Inches) | Capacity (Lbs) (rated for manual operation) | Overall Height (Inches) | Swivel Lead (Inches) | Approx. Wt. (Lbs) | Caster Number

**Thick Tread Polyurethane (01 Roller Bearing)**

8	4	3500	11	2 1/4	700PX08701
10	4	4200	13	2 1/2	700PX10701
10	5	5000	13	2 1/2	700PX10801
12	4	4800	15 1/2	3 1/4	700PX12701
12	5	6000	15 1/2	3 1/4	700PX12801
16	4	5970	19	4 1/2	700PX16701
16	5	7700	19	4 1/2	700PX16801

\*Tapered Roller (09) bearings available. Change "01" to "09"  
Example: 700PX10709




PX

**Drop Forged Steel (01 Roller Bearings)\***

8	4	8350	11	2 1/4	700FS08701
10	4	8350	13	2 1/2	700FS10701


\*Tapered Roller (09) bearings available. Change "01" to "09"  
Example: 700FS10509. Capacity increases to 10,000.



FS

**Phenolic (09 Tapered Roller Bearing)**


12	4	8000	15 1/2	4 1/4	700TM12709
----	---	------	--------	-------	------------



TM

**Heavy Duty Drop Forged Steel (09 Tapered Roller Bearings)**

8	4	20000	11	2 1/4	700FH08709
10	4	20000	13	2 1/2	700FH10709




FH

**Cast Iron (01 Roller Bearing)**

8	4	4000	11	2 1/4	700CA08701
10	4	4000	13	2 1/2	700CA10701


\*Tapered Roller (09) bearings available. Change "01" to "09"  
Example: 700CA10709



CA

**Prevenz™ Antimicrobial Wheels**


The EPA registered and FDA compliant antimicrobial additive used in Prevenz™ wheels is designed to suppress the growth of a variety of destructive and odor causing microbes including bacteria, molds, mildew and fungi. These wheels are suitable for a variety of applications including medical equipment, food equipment, pharmaceutical, chemical, meat & poultry, processing plants and more. To order add "PREV" to end of caster number.



PY Prevenz™      PX Prevenz™

**V-Grooved Drop Forged (01 Roller Bearing/09 Tapered Roller Bearing)**


8	4	10000	11	2 1/4	700VF08709
10	4	8350	13	2 1/2	700VF10701



VF

**V-Grooved HD Drop Forged (09 Tapered Roller Bearing)**

8	4	15000	11	2 1/4	700VH08709
10	4	15000	13	2 1/2	700VH10709



VH



# 850

## Shockmaster™ Kingpinless Casters



This dual wheel caster has been designed with features tailored to meet the varied needs of the aviation ground support equipment industry. Equally at home in other extremely abusive and rugged applications.


### TYPICAL APPLICATIONS

- Custom applications
- Towable transportation equipment
- Aircraft wing jacks and dollies
- Aircraft assembly fixtures
- Aircraft work platform stands

### FEATURES

- **Top Plate:** 3/4" thick AISI 1045 steel one-piece forging precision machined and through-hardened for long life
- **Yoke Base:** AISI 1045 steel forging welded using 100,000 psi weld filler to 3/4" thick adapter plate
- **Swivel Section:** 7/8" ball bearings mounted in a 7" diameter precision machined raceway. Zerk in swivel section.
- **Legs:** 3/4" thick through-hardened steel welded to yoke base using 100,000 psi weld filler
- **Axle:** 1-1/4" diameter
- Alternate or custom caster configurations available

### BEARING OPTIONS



Straight Roller (01)      Tapered Roller (09)

### RIG OPTIONS

- Notched yoke base for swivel locks specify **NY850**
- Spring-loaded models available, consult factory. Single models available also.

### BRAKE OPTIONS

**Face Contact**  
specify **F**



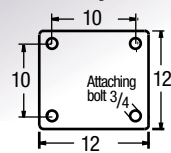
Hand Operated  
Detachable  
**Swivel Lock**  
specify **L**



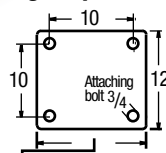
Hand Operated  
**Swivel Lock**  
specify **SL8000000**

### MOUNTING PLATE

#### Swivel Top Plate



#### Rigid Top Plate



#### Swivel Cross Section



- 10" for 3" Wide Wheels
- 15-3/8" for 4 to 5" Wide Wheels
- 17-1/4" for 6" Wide Wheels
- 23-1/4" for 9" Wide Wheels

# 30,000 lbs Capacity!

Wheel Diameter (Inches)	Tread Width (Inches)	Capacity (Lbs) <small>(Rate for normal operation)</small>	Overall Height (Inches)	Swivel Lead (Inches)	Approx. Wt. (Lbs)	Wheel Type	Caster Number
-------------------------	----------------------	--	-------------------------	----------------------	-------------------	------------	---------------

For swivel models add "S" to end of caster number.  
For rigid models add "R" to end of caster number.

6	3	30000	11	3 1/4		HD Drop Forged	<b>850FH06509</b>
10	4	30000	14 3/4	3 1/4		HD Drop Forged	<b>850FH10709</b>
12	4	3200	15 3/4	3 1/4		Moldon Rubber/Iron Core	<b>850MR12701</b>
12	4	9600	15 3/4	3 1/4		Polyurethane/Iron Core	<b>850PY12701</b>
12	4	9600	15 3/4	3 1/4		Thick Tread Polyurethane	<b>850PX12701</b>
12	4 1/2	6600	15 3/4	3 1/4		Press-on Polyurethane	<b>8500G12709</b>
12	5	12000	15 3/4	3 1/4		Thick Tread Polyurethane	<b>850PX12801</b>
12	6	15000	15 3/4	3 1/4		Polyurethane/Aluminum	<b>850PA12909</b>
16	4	3980	19 3/4	4 1/2		Moldon Rubber/Iron Core	<b>850MR16701</b>
16	4	11940	19 3/4	4 1/2		Polyurethane/Iron Core	<b>850PY16701</b>
16	4	11940	19 3/4	4 1/2		Thick Tread Polyurethane	<b>850PX16701</b>
16	5	5140	19 3/4	4 1/2		Moldon Rubber/Iron Core	<b>850MR16801</b>
16	5	15400	19 3/4	4 1/2		Polyurethane/Iron Core	<b>850PY16801</b>
16	5	15400	19 3/4	4 1/2		Thick Tread Polyurethane	<b>850PX16801</b>
18	5	5600	22	5 1/4		Moldon Rubber/Iron Core	<b>850MR18801</b>
18	5	16800	22	5 1/4		Polyurethane/Iron Core	<b>850PY18801</b>
18	5	21800	22	4 1/2		Press-on Polyurethane	<b>8500G18809</b>
18	9	20000	22	4 1/2		Press-on Polyurethane	<b>8500G18909</b>



# 141

NEW MODEL!

## Contender Poly Spring

### BEARING OPTIONS



(28) Precision Ball



### FEATURES

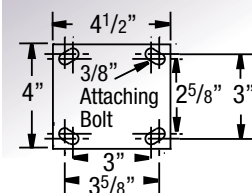
- Protects cargo from damaging shocks and unwanted vibration
- Unique polyurethane spring design is durable and corrosion resistant
- Solid spring material features no spring coil where debris can jam spring action
- Yellow Dichromate finish is attractive and features better corrosion resistance compared to zinc plating
- Rugged kingpinless caster rig
- Recommended for aircraft tripod jacks, portable medical equipment, computer equipment, or any shock sensitive load

This dual wheel caster has been designed with features tailored to meet the varied needs of the aviation ground support equipment industry. Equally at home in other extremely abusive and rugged applications.

### TYPICAL APPLICATIONS

- Aircraft tripod jacks
- Portable medical equipment, computer equipment
- Any shock sensitive load

### MOUNTING PLATE



### High Modulus Grey (28 Precision Ball Bearing)

5	2	300	3	141RM05228S
6	2	350	3	141RM06228S
8	2	450	3	141RM08228S

RM

### High Modulus Black (28 Precision Ball Bearing)

5	2	300	3	141RL05228S
6	2	350	3	141RL06228S
8	2	450	3	141RL08228S

RL

### X-tra Soft Rubber Flat Tread (28 Precision Ball Bearing)

5	2	375	3	141XS05228S
6	2	500	3	141XS06228S
8	2	500	3	141XS08228S

XS

### X-tra Soft Rubber Round Tread (28 Precision Ball Bearing)

6	2	450	3	14XR06228S
8	2	500	3	14XR08228S

XR

### Polyurethane on Aluminum 80A Durometer (28 Precision Ball Bearing)

5	2	1000	3	141PM05228S80A
6	2	1250	3	141PM06228S80A
8	2	1500	3	141PM08228S80A

PM80A

### Polyurethane on Aluminum 90A Durometer (28 Precision Ball Bearing)

5	2	1000	3	141PM05228S
6	2	1250	3	141PM06228S
8	2	1500	3	141PM08228S

PM90A

Unique polyurethane spring design is durable and corrosion resistant

Poly Spring is Here!

Introducing a New Revolutionary Kingpinless Shock Absorbing Caster



Perfect for Automotive and Aviation Industry

# ALBION

www.albioninc.com

NEW MODEL!

# Shockmaster/Contender Spring Loaded Casters



### FEATURES

- **Load Springs:** Different load springs for each series permits wide variation in ride "softness."
- **Complete Line:** Available on all 300 series to 700 series Shockmaster and Contender Kingpinless models. See Shockmaster and Contender section of catalog for more information.
- **Swivel Section:** Kingpinless design. Ball bearing mounted in a machined raceway.
- **Axle:** 3/4" diameter standard. Optional 1" diameter available.
- Alternate or custom caster configurations available

Available across our Shockmaster and Contender kingpinless line, our newly designed spring loaded casters offer greater capacity and protection from damaging shock or unwanted vibration and movement. Noise levels are reduced through the dampening effect of these casters.

Albion offers many custom spring loaded solutions for the automotive and aviation industry.

### TYPICAL APPLICATIONS

- Aviation Ground Support
- Aircraft tripod jacks
- Portable medical equipment
- Computer equipment
- Shock sensitive loads



# Contender

\$310  
\$410  
\$610

# Shockmaster

\$300  
\$400  
\$600  
\$700

SHOCKMASTER/CONTENDER SPRING LOADED

# Shockmaster/Contender Spring Loaded Casters

Rig Number	Wheel Diameter (inches)	Tread Width (inches)	Capacity at 50 % Wheel Defl.	Total Whl. Deflection	Overall Height (no load)	Swivel Lead	Swivel Radius
<b>S300 Shockmaster</b>							
S300YA06501R	6	3	2000	1.30"	10.88"		
S300YA06501S	6	3	2000	1.30"	10.88"	4.88"	8.06"
S300YA08501R	8	3	2000	1.30"	11.88"		
S300YA08501S	8	3	2000	1.30"	11.88"	4.88"	9.06"
S300YA10501R	10	3	2000	1.30"	14"		
S300YA10501S	10	3	2000	1.30"	14"	4.88"	10.06"
S300YA12501R	12	3	3000	1.30"	16"		
S300YA12501S	12	3	3000	1.30"	16"	5.69"	11.88"
<b>S310 Contender</b>							
S310YA06501R	6	3	2000	1.30"	10.88"		
S310YA06501S	6	3	2000	1.30"	10.88"	4.88"	8.06"
S310YA08501R	8	3	2000	1.30"	11.88"		
S310YA08501S	8	3	2000	1.30"	11.88"	4.88"	9.06"
S310YA10501R	10	3	2000	1.30"	14"		
S310YA10501S	10	3	2000	1.30"	14"	4.88"	10.06"
S310YA12501R	12	3	3000	1.30"	16"		
S310YA12501S	12	3	3000	1.30"	16"	5.69"	11.88"
<b>S400 Shockmaster</b>							
S400YA06501R	6	3	2000	1.30"	11"		
S400YA06501S	6	3	2000	1.30"	11"	4.88"	8.06"
S400YA08501R	8	3	2000	1.30"	12"		
S400YA08501S	8	3	2000	1.30"	12"	4.88"	9.06"
S400YA10501R	10	3	2000	1.30"	14.12"		
S400YA10501S	10	3	2000	1.30"	14.12"	4.88"	10.06"
S400YA12401R	12	2-1/2	2700	1.30"	16.12"		
S400YA12401S	12	2-1/2	2700	1.30"	16.12"	5.69"	11.81"
S400YA12501R	12	3	3000	1.30"	16.12"		
S400YA12501S	12	3	3000	1.30"	16.12"	5.69"	11.88"
<b>S410 Contender</b>							
S410YA06501R	6	3	2000	1.30"	10.88"		
S410YA06501S	6	3	2000	1.30"	10.88"	4.88"	8.06"
S410YA08501R	8	3	2000	1.30"	11.88"		
S410YA08501S	8	3	2000	1.30"	11.88"	4.88"	9.06"
S410YA10501R	10	3	2000	1.30"	14.00"		
S410YA10501S	10	3	2000	1.30"	14.00"	4.88"	10.06"
S410YA12501R	12	3	3000	1.30"	16.00"		
S410YA12501S	12	3	3000	1.30"	16.00"	5.69"	11.88"
<b>S600 Shockmaster</b>							
S600YA06501R	6	3	2000	1.30"	11.75"		
S600YA06501S	6	3	2000	1.30"	11.75"	4.50"	7.68"
S600YA08501R	8	3	2000	1.30"	12.75"		
S600YA08501S	8	3	2000	1.30"	12.75"	4.50"	8.62"
S600YA10501R	10	3	2000	1.30"	14.88"		
S600YA10501S	10	3	2000	1.30"	14.88"	4.50"	9.56"
S600YA10701R	10	4	2000	1.30"	14.88"		
S600YA10701S	10	4	2000	1.30"	14.88"	4.50"	9.75"
S600YA10801R	10	5	3000	1.30"	14.88"		
S600YA10801S	10	5	3000	1.30"	14.88"	4.50"	9.75"
S600YA12901R	12	6	3000	1.30"	17.25"		
S600YA12901S	12	6	3000	1.30"	17.25"	5.31"	11.62"

Rig Number	Wheel Diameter (inches)	Tread Width (inches)	Capacity at 50 % Wheel Defl.	Total Whl. Deflection	Overall Height (no load)	Swivel Lead	Swivel Radius
<b>S600 Shockmaster</b>							
<b>(Continued)</b>							
S600YA10801S	10	5	3000	1.30"	14.88"	4.50"	9.75"
S600YA12501R	12	3	3000	1.30"	16.88"		
S600YA12501S	12	3	3000	1.30"	16.88"	5.31"	11.44"
S600YA12601R	12	3-1/2	3000	1.30"	16.88"		
S600YA12601S	12	3-1/2	3000	1.30"	16.88"	5.31"	11.44"
S600YA12701R	12	4	3000	1.30"	16.88"		
S600YA12701S	12	4	3000	1.30"	16.88"	5.31"	11.50"
S600YA12801R	12	5	3000	1.30"	16.88"		
S600YA12801S	12	5	3000	1.30"	16.88"	5.31"	11.62"
<b>S610 Contender</b>							
S610YA06501R	6	3	2000	1.30"	11.75"		
S610YA06501S	6	3	2000	1.30"	11.75"	4.50"	7.68"
S610YA08501R	8	3	2000	1.30"	12.75"		
S610YA08501S	8	3	2000	1.30"	12.75"	4.50"	8.62"
S610YA10501R	10	3	2000	1.30"	14.88"		
S610YA10501S	10	3	2000	1.30"	14.88"	4.50"	9.56"
S610YA10701R	10	4	2000	1.30"	14.88"		
S610YA10701S	10	4	2000	1.30"	14.88"	4.50"	9.75"
S610YA10801R	10	5	3000	1.30"	14.88"		
S610YA10801S	10	5	3000	1.30"	14.88"	4.50"	9.75"
S610YA12501R	12	3	3000	1.30"	16.88"		
S610YA12501S	12	3	3000	1.30"	16.88"	5.31"	11.44"
S610YA12601R	12	3-1/2	3000	1.30"	16.88"		
S610YA12601S	12	3-1/2	3000	1.30"	16.88"	5.31"	11.44"
S610YA12701R	12	4	3000	1.30"	16.88"		
S610YA12701S	12	4	3000	1.30"	16.88"	5.31"	11.50"
S610YA12801R	12	5	3000	1.30"	16.88"		
S610YA12801S	12	5	3000	1.30"	16.88"	5.31"	11.62"
S610YA14701R	14	4	3000	1.30"			
S610YA14701S	14	4	3000	1.30"	19.88"	6.13"	13.50"
<b>S700 Shockmaster</b>							
S700YA08701R	8	4	2000	1.30"	13.12"		
S700YA08701S	8	4	2000	1.30"	13.12"	4.50"	8.75"
S700YA10701R	10	4	2000	1.30"	15.25"		
S700YA10701S	10	4	2000	1.30"	15.25"	4.50"	9.75"
S700YA10801R	10	5	3000	1.30"	15.25"		
S700YA10801S	10	5	3000	1.30"	15.25"	4.50"	9.75"
S700YA12701R	12	4	3000	1.30"	17.25"		
S700YA12701S	12	4	3000	1.30"	17.25"	5.31"	11.50"
S700YA12801R	12	5	3000	1.30"	17.25"		
S700YA12801S	12	5	3000	1.30"	17.25"	5.31"	11.62"
S700YA12901R	12	6	3000	1.30"	17.25"		
S700YA12901S	12	6	3000	1.30"	17.25"	5.31"	11.75"

# ALBION®

**Item** **Page**

## Dual Wheel Casters

Aviation/GSE Introduction Page . . . . 131



216 Cantilever-Style Casters . . . . . 132  
Capacity to 900 lbs.



263 Cantilever-Style Casters . . . . . 133  
Capacity to 2000 lbs.



281 Cantilever-Style Casters . . . . . 134  
Capacity to 2000 lbs.



290 Cantilever-Style Casters . . . . . 135  
Capacity to 3500 lbs.



272 Standard Casters . . . . . 136  
Capacity to 1440 lbs.



281 Standard Casters . . . . . 136  
Capacity to 2000 lbs.



290/292/293 Standard Casters . . . . 137  
Capacity to 5800 lbs.



295BBL/295TRL Standard Casters. . 138  
Capacity to 12000 lbs.



298 Aviation Ground Equipment. . . . 139  
Casters, Capacity to 20000 lbs.

**Item** **Page**

## Pneumatic Casters



12/16/72 Semi-Pneumatic. . . . . 140  
Casters, Capacity to 540 lbs.



12/72/90 Pneumatic Casters . . . . . 141  
Capacity to 1170 lbs.



94/95 Pneumatic Casters . . . . . 142  
Capacity to 3630 lbs.



272/290/295BBL/295TRL . . . . . 143  
Pneumatic Cantilever-Style Casters  
Capacity to 7260 lbs.



GATECASTER:  
02 Series Solid Rubber Casters . . . . 144  
Capacity to 125 lbs.



GATECASTER:  
14 Series Pneumatic Casters . . . . . 144  
Capacity to 210 lbs.



14 Series Polished Brass . . . . . 145  
Pneumatic Hospitality Casters  
Capacity to 210 lbs.



NEVER-FLAT TIRES  
Perfect replacement tire for . . . . . 146  
pneumatic or semi-pneumatic  
applications, Capacity to 350 lbs.



# Albion Aviation/GSE

## Before You Fly ... You Have to Roll!

Albion gives you REAL GSE caster support ...  
From stock products to custom engineered solutions.



### Popular Aviation and Automotive Industry Casters

Shockmaster and Contender.....	101-127
Spring Loaded Casters.....	128-130
Dual Wheel Casters.....	132-139
Pneumatic Casters.....	140-143

**Aviation  
Ground Support Equipment**  
**ALBION®**  
[www.albioninc.com](http://www.albioninc.com)

# 216

## Cantilever-Style Dual Wheel Casters



In most instances, these casters offer greater capacity, while maintaining the lowest possible overall height. Differential action helps to reduce scrubbing when changing directions. Because they are made from the single wheel caster rig, cantilever-style dual wheel casters can be field built.

### FEATURES and OPTIONS

- See 16 Series section for features and mounting options. Note 216 Series is a dual wheel 16 Series.
- **Swivel Lock** (welded) specify **L**
- Foot operated field installable swivel lock specify **SL160002**

### BEARING OPTIONS



Straight Roller (01)

Industrial Ball Bearing (27)

Pedestal Precision (29)

For swivel models add "SK" to end of caster number.  
For rigid models add "RK" to end of caster number.

Wheel Diameter (Inches)	Tread Width (Inches)	Capacity (lbs) (Based on manual operation)	Overall Height (Inches)	Swivel Lead (Inches)	Swivel Radius (Inches)	Approx. Wt. (Lbs)	Wheel Type	Caster Number Roller Bearing (01)
3 1/4	1 1/2	280	4 1/4	1 3/4	4 5/8	5 3/4	Mold-on Rubber/Iron	<b>216MR03101</b>
3 1/4	1 1/2	840	4 1/4	1 3/4	4 5/8	5 1/2	Polyurethane/Iron	<b>216PY03101</b>
3 1/4	1 1/2	900	4 1/4	1 3/4	4 5/8	5 1/4	Phenolic	<b>216TM03101</b>
4	1 1/2	340	5 5/8	1 3/4	4 7/8	6 1/2	Rubber	<b>216RR04101</b>
4	1 1/2	500	5 5/8	1 3/4	4 7/8	8	Mold-on Rubber/Iron	<b>216MR04101</b>
4	1 1/2	500	5 5/8	1 3/4	4 7/8	6	Mold-on Rubber/Alu.	<b>216MD04101</b>
4	1 1/2	800	5 5/8	1 3/4	4 7/8	5 1/2	Polypropylene	<b>216PB04101</b>
4	1 1/2	900	5 5/8	1 3/4	4 7/8	5 3/4	Phenolic	<b>216TM04101</b>
4	1 1/2	900	5 5/8	1 3/4	4 7/8	5 3/4	Polyurethane/Alum.	<b>216PD04101</b>
5	1 1/2	480	6 1/2	1 5/8	5 1/4	7 1/2	Rubber	<b>216RR05101</b>
5	1 1/2	600	6 1/2	1 5/8	5 1/4	8 1/2	Mold-on Rubber/Iron	<b>216MR05101</b>
5	1 1/2	600	6 1/2	1 5/8	5 1/4	6 1/2	Mold-on Rubber/Alu.	<b>216MD05101</b>
5	1 1/2	900	6 1/2	1 5/8	5 1/4	6 1/4	Polypropylene	<b>216PB05101</b>
5	1 1/2	900	6 1/2	1 5/8	5 1/4	6 1/2	Phenolic	<b>216TM05101</b>
5	1 1/2	900	6 1/2	1 5/8	5 1/4	6 1/4	Polyurethane/Alum.	<b>216PD05101</b>
6	1 1/2	540	7 1/4	1 5/8	5 3/4	9	Rubber	<b>216RR06101</b>
6	1 1/2	900	7 1/4	1 5/8	5 3/4	7	Polypropylene	<b>216PB06101</b>
6	1 1/2	900	7 1/4	1 5/8	5 3/4	7	Phenolic	<b>216TM06101</b>
6	1 1/2	900	7 1/4	1 5/8	5 3/4	12	Polyurethane/Alum.	<b>216PY06101</b>
8	1 1/2	720	9 1/2	1 5/8	5 3/4	12	Rubber	<b>216RR08101</b>

See 16 Series section for wheel appearance and descriptions

Note: The same wheel kit can be used on the 12, 61, 62, 71 and 72 Series casters.

## Field Installable Kits Also Available

### Cantilever Kits

Kit Number	For Series	Includes Axle
CK216000	16	ZJ08120004

These include the axle, nut, and spacers required to mount two wheels on a standard rig.



# 263

## Cantilever-Style Dual Wheel Casters



In most instances, these casters offer greater capacity, while maintaining the lowest possible overall height. Differential action helps to reduce scrubbing when changing directions. Because they are made from the single wheel caster rig, cantilever-style dual wheel casters can be field built.

### FEATURES and OPTIONS

- See 63 Series section for features and mounting options. Note 263 Series is a dual wheel 63 Series.
- **Face Contact Brake** specify **F**
- **Swivel Lock** (welded) specify **L**

### BEARING OPTIONS



Straight Roller (01)



Precision Ball (28)

## Cantilever Kits

Kit Number	For Series	Includes Axle
CK263000	63	ZJ121300

These include the axle, nut, and spacers required to mount two wheels on a standard rig.

Wheel Diameter (Inches)	Tread Width (Inches)	Capacity (Lbs) <small>(Rate for normal operation)</small>	Overall Height (Inches)	Swivel Lead (Inches)	Swivel Radius (Inches)	Approx. Wt. (Lbs)	Wheel Type	Caster Number Roller (01)
4	2	700	6	2-1/4	5-7/8	14	Mold-on Rubber/Iron	263MR04201
4	2	700	6	2-1/4	5-7/8	12	Mold-on Rubber/Alum.	263MD04201
4	2	700	6	2-1/4	5-7/8	10	X-tra Soft Rubber Flat Tread	263XS04201
4	2	800	6	2-1/4	5-7/8	10	Fiberglass Filled Polypropylene	263GP04201
4	2	1600	6	2-1/4	5-7/8	10-3/4	Phenolic	263TM04201
4	2	1600	6	2-1/4	5-7/8	10-3/4	Maxim	263NG04201
4	2	1400	6	2-1/4	5-7/8	10	Polyurethane/Alum.	263PD04201
4	2	1200	6	2-1/4	5-7/8	10	Polyurethane/Poly	263XA04201
5	2	600	6-1/2	2-1/4	6-3/4	11	White Nylon	263NW05201
5	2	750	6-1/2	2-1/4	6-3/4	13	X-tra Soft Rubber Flat Tread	263XS05201
5	2	800	6-1/2	2-1/4	6-3/4	14-1/4	Mold-on Rubber/Iron	263MR05201
5	2	800	6-1/2	2-1/4	6-3/4	13	Mold-on Rubber/Alum.	263MD05201
5	2	1000	6-1/2	2-1/4	6-3/4	11	Fiberglass Filled Polypropylene	263GP05201
5	2	2000	6-1/2	2-1/4	6-3/4	12	Phenolic	263TM05201
5	2	2000	6-1/2	2-1/4	6-3/4	12	Maxim	263NG05201
5	2	2000	6-1/2	2-1/4	6-3/4	12	Polyurethane/Alum.	263PD05201
5	2	1300	6-1/2	2-1/4	6-3/4	11	Polypropylene	263PB05201
5	2	1500	6-1/2	2-1/4	6-3/4	11	Polyurethane/Poly	263XA05201
5	2	2000	6-1/2	2-1/4	6-3/4	11	Cast Iron (Heavy Duty)	263CH05201
5	2	2000	6-1/2	2-1/4	6-3/4	11	X-treme™ Solid Poly	263XI05201
6	2	820	7-1/2	2-1/4	6-3/4	18	Mold-on Rubber/Iron	263MR06201
6	2	820	7-1/2	2-1/4	6-3/4	14	Mold-on Rubber/ Alum.	263MD06201
6	2	900	7-1/2	2-1/4	6-3/4	11	White Nylon	263NW06201
6	2	900	7-1/2	2-1/4	6-3/4	14	X-tra Soft Rubber Round Tread	263XR06201
6	2	1200	7-1/2	2-1/4	6-3/4	14	X-tra Soft Rubber Flat Tread	263XS06201
6	2	1200	7-1/2	2-1/4	6-3/4	11	Fiberglass Filled Polypropylene	263GP06201
6	2	2000	7-1/2	2-1/4	6-3/4	14	Phenolic	263TM06201
6	2	2000	7-1/2	2-1/4	6-3/4	14	Maxim	263NG06201
6	2	2000	7-1/2	2-1/4	6-3/4	13-3/4	Polyurethane/Alum.	263PD06201
6	2	1500	7-1/2	2-1/4	6-3/4	11	Polypropylene	263PB06201
6	2	1400	7-1/2	2-1/4	6-3/4	12	Polyurethane/Poly	263XA06201
6	2	2000	7-1/2	2-1/4	6-3/4	18	Cast Iron (Heavy Duty)	263CH06201
6	2	2000	7-1/2	2-1/4	6-3/4	12	X-treme™ Solid Poly	263XI06201
8	2	1000	10-1/8	2-1/4	7-1/2	21-1/2	Mold-on Rubber/Iron	263MR08201
8	2	1000	10-1/8	2-1/4	7-1/2	16	Mold-on Rubber/Alum.	263MD08201
8	2	1100	10-1/8	2-1/4	7-1/2	13	White Nylon	263NW08201
8	2	1200	10-1/8	2-1/4	7-1/2	16	X-tra Soft Rubber Round Tread	263XR08201
8	2	1350	10-1/8	2-1/4	7-1/2	16	X-tra Soft Rubber Flat Tread	263XS08201
8	2	1400	10-1/8	2-1/4	7-1/2	13	Fiberglass Filled Polypropylene	263GP08201
8	2	2000	10-1/8	2-1/4	7-1/2	17	Phenolic	263TM08201
8	2	2000	10-1/8	2-1/4	7-1/2	17	Maxim	263NG08201
8	2	2000	10-1/8	2-1/4	7-1/2	14	Polyurethane/Alum.	263PD08201
8	2	2000	10-1/8	2-1/4	7-1/2	13	Polypropylene	263PB08201
8	2	2000	10-1/8	2-1/4	7-1/2	14	Cast Iron (Heavy Duty)	263CH08201
8	2	2000	10-1/8	2-1/4	7-1/2	14	X-treme™ Solid Poly	263XI08201

See 63 Series section for wheel appearance and descriptions.

# 281

## Cantilever-Style Dual Wheel Casters



In most instances, these casters offer greater capacity, while maintaining the lowest possible overall height. Differential action helps to reduce scrubbing when changing directions. Because they are made from the single wheel caster rig, cantilever-style dual wheel casters can be field built.

### FEATURES and OPTIONS

- See 81 Series section for features and mounting options. Note 281 Series is a dual wheel 81 Series.
- **Face Contact Brake** specify **F**
- **Swivel Lock** (welded) specify **L**

### BEARING OPTIONS



	Wheel Diameter (Inches)	Tread Width (Inches)	Capacity (Lbs) (Load for normal operation)	Overall Height (Inches)	Swivel Lead (Inches)	Swivel Radius (Inches)	Approx. Wt. (Lbs)	Wheel Type	Caster Number Roller Bearing (05), Precision Ball (28)
6	2-1/2	1080	7-5/8	1-1/2	6-5/8	28-1/2		Mold-on Rubber/Iron	<b>281MR06405</b>
6	2-1/2	2000	7-5/8	1-1/2	6-5/8	17-3/4		Phenolic	<b>281TM06405</b>
6	2-1/2	2000	7-5/8	1-1/2	6-5/8	26-3/4		Polyurethane/Iron	<b>281PY06405</b>
6	2-1/2	2000	7-5/8	1-1/2	6-5/8	26-3/4		Vulkollan/Iron	<b>281VY06405</b>
6	2-1/2	2000	7-5/8	1-1/2	6-5/8	26-3/4		Thick Tread Vulkollan/Iron	<b>281VX06405</b>
6	2-1/2	2000	7-5/8	1-1/2	6-5/8			Cast Iron	<b>281CA06405</b>
6	2-1/2	2000	7-5/8	1-1/2	6-5/8			Trinonix™ NX	<b>281NX06428</b>
8	2-1/2	1700	10-1/8	2-1/4	7-7/8	29-1/4		Mold-on Rubber/Iron	<b>281MR08405</b>
8	2-1/2	2000	10-1/8	2-1/4	7-7/8	20-1/2		Phenolic	<b>281TM08405</b>
8	2-1/2	2000	10-1/8	2-1/4	7-7/8	34		Polyurethane/Iron	<b>281PY08405</b>
8	2-1/2	2000	10-1/8	2-1/4	7-7/8	34		Vulkollan/Iron	<b>281VY08405</b>
8	2-1/2	2000	10-1/8	2-1/4	7-7/8	34		Thick Tread Vulkollan/Iron	<b>281VX08405</b>
8	2-1/2	2000	10-1/8	2-1/4	7-7/8			Cast Iron	<b>281CA08405</b>
8	2-1/2	2000	10-1/8	2-1/4	7-7/8			Trinonix™ NX	<b>281NX08428</b>
10	2-1/2	1580	11-1/2	2-1/2	9	35		Mold-on Rubber/Iron	<b>281MR10405</b>
10	2-1/2	2000	11-1/2	2-1/2	9	24-1/2		Phenolic	<b>281TM10405</b>
10	2-1/2	2000	11-1/2	2-1/2	9	40		Polyurethane/Iron	<b>281PY10405</b>
10	2-1/2	2000	11-1/2	2-1/2	9	40		Vulkollan/Iron	<b>281VY10405</b>
10	2-1/2	2000	11-1/2	2-1/2	9	40		Thick Tread Vulkollan/Iron	<b>281VX10405</b>
10	2-1/2	2000	11-1/2	2-1/2	9			Cast Iron	<b>281CA10405</b>
10	2-1/2	2000	11-1/2	2-1/2	9			Trinonix™ NX	<b>281NX10428</b>
12	2-1/2	1800	13-1/2	3	10-1/4	42		Mold-on Rubber/Iron	<b>281MR12405</b>
12	2-1/2	2000	13-1/2	3	10-1/4	31-1/4		Phenolic	<b>281TM12405</b>
12	2-1/2	2000	13-1/2	3	10-1/4	51		Polyurethane/Iron	<b>281PY12405</b>
12	2-1/2	2000	13-1/2	3	10-1/4			Cast Iron	<b>281CA12405</b>

For swivel models add "SK" to end of caster number.  
For rigid models add "RK" to end of caster number.

See 81 Series section for wheel appearance and descriptions.

## Cantilever Kits

Kit Number	For Series	Includes Axle
CK281000	81	ZJ121610

These include the axle, nut, and spacers required to mount two wheels on a standard rig.

# 290



In most instances, these casters offer greater capacity, while maintaining the lowest possible overall height. Differential action helps to reduce scrubbing when changing directions. Because they are made from the single wheel caster rig, cantilever-style dual wheel casters can be field built.

### FEATURES and OPTIONS

- See 90 Series section for features and mounting options. Note: 290 Series is a dual wheel 90 Series. 295 Series is a dual wheel 95 Series.

- **Swivel Lock** (welded) specify **L**

### BEARING OPTIONS



Straight Roller (01)



Precision Ball (28)

## Cantilever-Style Dual Wheel Casters

Wheel Diameter (Inches)	Tread Width (Inches)	Capacity (Lbs) <small>(Rate for minimal operation)</small>	Overall Height (Inches)	Swivel Lead (Inches)	Swivel Radius (Inches)	Approx. Wt. (Lbs)	Wheel Type	Caster Number Roller (01), Precision Ball (28)
8	3	1700	10-1/2	2-1/2	8-1/2	37-3/4	Mold-on Rubber/Iron	<b>290MR08501</b>
8	3	3500	10-1/2	2-1/2	8-1/2	28-1/4	Phenolic	<b>290TM08501</b>
8	3	3500	10-1/2	2-1/2	8-1/2		X-treme™ Plus Solid Poly	<b>290XP08528</b>
8	3	3500	10-1/2	2-1/2	8-1/2	45-1/4	Polyurethane/Iron	<b>290PY08501</b>
8	3	3500	10-1/2	2-1/2	8-1/2	45-1/4	Vulkollan/Iron	<b>290VY08501</b>
8	3	3500	10-1/2	2-1/2	8-1/2	45-1/4	Thick Tread Polyurethane/Iron	<b>290PX08501</b>
8	3	3500	10-1/2	2-1/2	8-1/2	45-1/4	Thick Tread Vulkollan/Iron	<b>290VX08501</b>
8	3	3500	10-1/2	2-1/2	8-1/2	45-1/4	Trionix™	<b>290NX08528</b>
10	3	2000	12-1/2	2-1/2	9-1/4	48	Mold-on Rubber/Iron	<b>290MR10501</b>
10	3	3500	12-1/2	2-1/2	9-1/4	34	Phenolic	<b>290TM10501</b>
10	3	3500	12-1/2	2-1/2	9-1/4	34	X-treme™ Plus Solid Poly	<b>290XP10528</b>
10	3	3500	12-1/2	2-1/2	9-1/4	34	Trionix™	<b>290NY10528</b>
10	3	3500	12-1/2	2-1/2	9-1/4	51-1/2	Polyurethane/Iron	<b>290PY10501</b>
10	3	3500	12-1/2	2-1/2	9-1/4	51-1/2	Vulkollan/Iron	<b>290VY10501</b>
10	3	3500	12-1/2	2-1/2	9-1/4	51-1/2	Thick Tread Polyurethane/Iron	<b>290PX10501</b>
10	3	3500	12-1/2	2-1/2	9-1/4	51-1/2	Thick Tread Vulkollan/Iron	<b>290VX10501</b>
10	3	3500	12-1/2	2-1/2	9-1/4	51-1/2	Trionix™	<b>290NX10528</b>
12	3	2280	15-1/2	2-1/2	10-1/8	54	Mold-on Rubber/Iron	<b>290MR12501</b>
12	3	3500	15-1/2	2-1/2	10-1/8	38-1/2	Phenolic	<b>290TM12501</b>
12	3	3500	15-1/2	2-1/2	10-1/8	74-1/2	Polyurethane/Iron	<b>290PY12501</b>
12	3	3500	15-1/2	2-1/2	10-1/8	74-1/2	Thick Tread Polyurethane/Iron	<b>290PX12501</b>

For swivel models add "SK" to end of caster number.  
For rigid models add "RK" to end of caster number.

See 90 Series section for wheel appearance and descriptions.

### Cantilever Kits

Kit Number	For Series	Includes Axle
CK290000	90	ZJ121600

These include the axle, nut, and spacers required to mount two wheels on a standard rig.

# 295



Wheel Diameter (Inches)	Tread Width (Inches)	Capacity (Lbs) <small>(Rate for minimal operation)</small>	Overall Height (Inches)	Swivel Lead (Inches)	Swivel Radius (Inches)	Approx. Wt. (Lbs)	Wheel Type	Caster Number Roller Bearing (01)
8	4	7000	11	2-1/4	10-1/4	88	Polyurethane/Iron	<b>295PY08701</b>
10	4	8000	13	2-1/2	11	102	Polyurethane/Iron	<b>295PY10701</b>
12	3-1/2	8000	15-1/2	2-1/2	11-3/4	105	Polyurethane/Iron	<b>295PY12601</b>
12	3-1/2	8000	15-1/2	2-1/2	12	86	Phenolic	<b>295TM12601</b>
12	4	8000	15-1/2	2-1/2	12	108	Polyurethane/Iron	<b>295PY12701</b>

For swivel models add "SK" to end of caster number.  
For rigid models add "RK" to end of caster number.

See 95 Series section for wheel appearance and descriptions.

### Cantilever Kits

Kit Number	For Series	Includes Axle
CK295000	95	ZJ201200

These include the axle, nut, and spacers required to mount two wheels on a standard rig.

# 272



Designed for greater capacity and better distribution of floor load with lowest possible overall height. These casters have differential action when changing direction, thus greatly reducing the scrubbing effect resulting from use of wide faced, small diameter wheels.

### FEATURES and OPTIONS

- See 72 Series section for features and mounting options. Note 272 Series is a dual wheel 72 Series.

### BEARING OPTIONS



# 281



## Standard Dual Wheel Casters

For swivel models add "S" to end of caster number.  
For rigid models add "R" to end of caster number.

Wheel Diameter (Inches)	Tread Width (Inches)	Capacity (Lbs) (Based on manual operation)	Overall Height (Inches)	Swivel Lead (Inches)	Approx. Wt. (Lbs)	Wheel Type	Caster Number Roller Bearing (01), Industrial Ball (27) Precision Ball (28)
-------------------------	----------------------	---	-------------------------	----------------------	-------------------	------------	--

### 272 Models

3-1/4	1-1/2	280	5-1/4	1-7/16	9	Mold-on Rubber/Iron	272MR03101
3-1/4	1-1/2	800	5-1/4	1-7/16	8-1/2	Cast Iron	272CA03101
3-1/4	1-5/8	840	5-1/4	1-7/16	8-1/2	Polyurethane/Iron	272PY03101
3-1/4	1-1/2	1200	5-1/4	1-7/16	8-1/2	Phenolic	272TM03101
4	1-1/2	500	5-5/8	1-7/16	9-1/4	Mold-on Rubber/Iron	272MR04101
4	1-1/2	500	5-5/8	1-7/16	9-1/2	Mold-on Rubber/Alum.	272MD04101
4	1-1/2	1200	5-5/8	1-7/16	11-1/2	Cast Iron	272CA04101
4	1-1/2	1200	5-5/8	1-7/16	9	Phenolic	272TM04101
4	1-1/2	1200	5-5/8	1-7/16	9	Polyurethane/Alum.	272PD04101
5	1-1/2	600	6-1/2	1-13/16	10	Mold-on Rubber/Iron	272MR05101
5	1-1/2	600	6-1/2	1-13/16	9-1/2	Mold-on Rubber/Alum.	272MD05101
5	1-1/2	1200	6-1/2	1-13/16	10	Phenolic	272TM05101
5	1-1/2	1200	6-1/2	1-13/16	13-1/4	Cast Iron	272CA05101
5	1-1/2	1440	6-1/2	1-13/16	9-3/4	Polyurethane/Alum.	272PD05101

See 72 Series section for wheel appearance and descriptions.

### 281 Models

4	1-1/2	2000	5-1/2	2-1/4	14	Drop Forged	281FS04101
4	2	700	5-1/2	2-1/4	10-1/2	Mold-on Rubber/Alum.	281MD04201
4	2	700	5-1/2	2-1/4	10-3/4	Mold-on Rubber/Iron	281MR04201
4	2	700	5-1/2	2-1/4	10-3/4	X-tra Soft Flat Tread	281XS04201
4	2	1200	5-1/2	2-1/4	10-1/2	Poly/Polypropylene	281XA04201
4	2	1400	5-1/2	2-1/4	14	Cast Iron	281CA04201
4	2	1600	5-1/2	2-1/4	10-1/4	Phenolic	281TM04201
4	2	1600	5-1/2	2-1/4	10-1/4	Maxim®	281NG04201
4	2	1400	5-1/2	2-1/4	10-1/2	Polyurethane/Alum.	281PD04201
4	2	2000	5-1/2	2-1/4		Trionix™ NX	281NX04228
5	1-3/4	2000	6-1/2	2-1/4	16-1/4	Drop Forged	281FS05201
5	2	750	6-1/2	2-1/4	11-1/2	X-tra Soft Flat Tread	281XS05201
5	2	800	6-1/2	2-1/4	11-1/2	Mold-on Rubber/Iron	281MR05201
5	2	1500	6-1/2	2-1/4	9-1/2	Poly/Polypropylene	281XA05201
5	2	2000	6-1/2	2-1/4	18	Cast Iron	281CA05201
5	2	2000	6-1/2	2-1/4	11-1/4	Phenolic	281TM05201
5	2	2000	6-1/2	2-1/4	11-1/4	Maxim®	281NG05201
5	2	2000	6-1/2	2-1/4		Polyurethane/Iron	281PI05201
5	2	2000	6-1/2	2-1/4	10-3/4	Polyurethane/Alum.	281PD05201
5	2	2000	6-1/2	2-1/4	10-3/4	Round Tread Polyurethane/Alum.	281PM05228
5	2	2000	6-1/2	2-1/4	20	Cast Iron (Heavy Duty)	281CH05201
5	2	2000	6-1/2	2-1/4		Trionix™ NX	281NX05228
6	2	400	7-1/2	2-1/4	10	Pneumatic	281SF06227
6	2	820	7-1/2	2-1/4	12-3/4	Mold-on Rubber/Iron	281MR06201
6	2	1200	7-1/2	2-1/4	10	X-tra Soft Rubber Flat Tread	281XS06201
6	2	1800	7-1/2	2-1/4	10	Poly/Polypropylene	281XA06201
6	2	2000	7-1/2	2-1/4	20	Drop Forged	281FS06201
6	2	2000	7-1/2	2-1/4	20-1/4	Cast Iron	281CA06201
6	2	2000	7-1/2	2-1/4	11-3/4	Phenolic	281TM06201
6	2	2000	7-1/2	2-1/4	11-3/4	Maxim®	281NG06201
6	2	2000	7-1/2	2-1/4		Polyurethane/Alum.	281PD06201
6	2	2000	7-1/2	2-1/4		Polyurethane/Iron	281PI06201
6	2	2000	7-1/2	2-1/4	20	Polyurethane Round Tread	281PM06228
6	2	2000	7-1/2	2-1/4	21	Cast Iron (Heavy Duty)	281CH06201
6	2	2000	7-1/2	2-1/4		Trionix™ NX	281NX06228
8	2	420	10-1/8	2-1/4		Pneumatic	281SF08227
8	2	1000	10-1/8	2-1/4	13-3/4	Mold-on Rubber/Iron	281MR08201
8	2	1350	10-1/8	2-1/4	10-1/2	X-tra Soft Rubber Flat Tread	281XS08201
8	2	2000	10-1/8	2-1/4	14-1/4	Cast Iron	281CA08201
8	2	2000	10-1/8	2-1/4	16	Phenolic	281TM08201
8	2	2000	10-1/8	2-1/4	16	Maxim®	281NG08201
8	2	2000	10-1/8	2-1/4	25-1/4	Polyurethane/Alum.	281PD08201
8	2	2000	10-1/8	2-1/4		Polyurethane/Iron	281PI08201
8	2	2000	10-1/8	2-1/4	14	Polyurethane (Round Tread)	281PM08228
8	2	2000	10-1/8	2-1/4	10-1/4	Poly/Polypropylene	281XA08201
8	2	2000	10-1/8	2-1/4	16	Trionix™	281NY08228
8	2	2000	10-1/8	2-1/4	15	Cast Iron (Heavy Duty)	281CH08201
8	2	2000	10-1/8	2-1/4	16	Trionix™ NX	281NX08228

See 81 Series section for wheel appearance and descriptions.

# 290-293

## Standard Dual Wheel Casters



Designed for greater capacity and better distribution of floor load with lowest possible overall height. These casters have differential action when changing direction, thus greatly reducing the scrubbing effect resulting from use of wide faced, small diameter wheels.

### FEATURES and OPTIONS

- See 90/92/93 Series section for features and mounting options.

### BEARING OPTIONS



Straight Roller (01, 05)



Tapered Roller (09)



Precision Ball (28)

For swivel models add "S" to end of caster number.  
For rigid models add "R" to end of caster number.

Wheel Diameter (Inches)	Tread Width (Inches)	Capacity (Lbs) (Based on normal operation)	Overall Height (Inches)	Swivel Lead (Inches)	Approx. Wt. (Lbs)	Wheel Type	Caster Number Roller Bearing (01, 05), Precision Ball (28)	Caster Number Tapered Roller (09)
-------------------------	----------------------	--	-------------------------	----------------------	-------------------	------------	--	-----------------------------------

### 290 Models

6	2-1/2	1080	8	2-1/4	36-1/2	Mold-on Rubber/Iron	290MR06405	
6	2-1/2	3200	8	2-1/4	26-1/4	Phenolic	290TM06405	
6	2-1/2	3240	8	2-1/4	38	Polyurethane/Iron	290PY06405	
6	2-1/2	3500	8	2-1/4	37	Cast Iron	290CA06405	
6	2-1/2	3500	8	2-1/4		Trionix™ NX	290NX06428	
8	2-1/2	1340	10-1/2	2-1/2	37-3/4	Mold-on Rubber/Iron	290MR08405	
8	2-1/2	3500	10-1/2	2-1/2	30-1/4	Polyurethane/Iron	290PY08405	
8	2-1/2	3500	10-1/2	2-1/2	42-3/4	Phenolic	290TM08405	
8	2-1/2	3500	10-1/2	2-1/2	44-1/2	Cast Iron	290CA08405	
8	2-1/2	3500	10-1/2	2-1/2		Trionix™ NX	290NX08428	
10	2-1/2	1580	12-1/2	2-1/2	45	Mold-on Rubber/Iron	290MR10405	
10	2-1/2	3500	12-1/2	2-1/2	52-1/4	Polyurethane/Iron	290PY10405	
10	2-1/2	3500	12-1/2	2-1/2	34-1/2	Phenolic	290TM10405	
10	2-1/2	3500	12-1/2	2-1/2	53-1/4	Cast Iron	290CA10405	
10	2-1/2	3500	12-1/2	2-1/2		Trionix™ NX	290NX10428	
12	2-1/2	1800	14	2-1/2	43	Mold-on Rubber/Iron	290MR12405	
12	2-1/2	3500	14	2-1/2	64-1/2	Polyurethane/Iron	290PY12405	
12	2-1/2	3500	14	2-1/2	61	Phenolic	290TM12405	
12	2-1/2	3500	14	2-1/2	51-3/4	Cast Iron	290CA12405	

### 292 Models

8	3	1680	11	3	62-1/2	Mold-on Rubber/Iron	292MR08501	292MR08509
8	3	4000	11	3		X-treme™ Plus Solid Poly	292XP08528	
8	3	4800	11	3	76	Drop Forged	292FS08501	292FS08509
8	3	4800	11	3	71	Polyurethane/Iron	292PY08501	292PY08509
8	3	4800	11	3	54	Phenolic	292TM08501	292TM08509
8	3	4800	11	3	62-3/4	Cast Iron	292CA08501	292CA08509
8	3	4800	11	3		Trionix™ NX	292NX08528	
10	3	2000	12-7/8	3	67-3/4	Mold-on Rubber/Iron	292MR10501	292MR10509
10	3	4800	12-7/8	3	94-3/4	Drop Forged	292FS10501	292FS10509
10	3	4800	12-7/8	3	79-1/2	Polyurethane/Iron	292PY10501	292PY10509
10	3	4800	12-7/8	3	59	Phenolic	292TM10501	292TM10509
10	3	4800	12-7/8	3		X-treme™ Plus Solid Poly	292XP10528	
10	3	4800	12-7/8	3		Trionix™	292NY10528	
10	3	4800	12-7/8	3	73	Cast Iron	292CA10501	292CA10509
10	3	4800	12-7/8	3		Trionix™ NX	292NX10528	
12	3	2280	14-7/8	3	78-1/2	Mold-on Rubber/Iron	292MR12501	292MR12509
12	3	4800	14-7/8	3	96	Polyurethane/Iron	292PY12501	292PY12509
12	3	4800	14-7/8	3	65-3/4	Phenolic	292TM12501	292TM12509
12	3	4800	14-7/8	3	84-1/4	Cast Iron	292CA12501	292CA12509

### 293 Models

10	4	2800	12-3/4	4	118-3/4	Mold-on Rubber/Iron	293MR10701	293MR10709
10	4	7500	12-3/4	4	126-1/2	Polyurethane/Iron	293PY10701	293PY10709
12	3-1/2	7500	15-3/4	4	150-1/2	Ductile Iron	293FM12601	293FM12609
12	3-1/2	7500	15-3/4	4	130-1/2	Polyurethane/Iron	293PY12601	293PY12609
12	3-1/2	7500	15-3/4	4	140-1/2	Cast Iron	293CA12601	293CA12609
12	4	3200	15-3/4	4	128-1/2	Mold-on Rubber/Iron	293MR12701	293MR12709
16	4	3980	19	4	170-1/2	Mold-on Rubber/Iron	293MR16701	
16	4	7500	19	4	209	Polyurethane/Iron	293PY16701	293PY16709
16	4	7500	19	4	145-1/2	Phenolic	293TM16701	
16	5	5140	19	4	196-1/2	Mold-on Rubber/Iron	293MR16801	
16	5	7500	19	4	237-1/2	Polyurethane/Iron	293PY16801	293PY16809
18	5	5600	21	4	244-1/4	Mold-on Rubber/Iron	293MR18801	

# 295

## Standard Dual Wheel Casters



Designed for greater capacity and better distribution of floor load with lowest possible overall height. These casters have differential action when changing direction, thus greatly reducing the scrubbing effect resulting from use of wide faced, small diameter wheels.

### FEATURES and OPTIONS

- See 95 Series section for features and mounting options.

Wheel Diameter (Inches)	Tread Width (Inches)	Capacity (Lbs) (Based on nominal operation)	Overall Height (Inches)	Swivel Lead (Inches)	Approx. Wt. (Lbs)	Wheel Type	Caster Number Roller Bearing (01)	Caster Number Tapered Roller (09)
-------------------------	----------------------	--	-------------------------	----------------------	-------------------	------------	--------------------------------------	--------------------------------------

Swivel caster numbers shown, for rigid change SBBL to R

### 295BBL Series (Ball Load Swivel Section) Models

6	3	8000	9	2-1/4	83	Drop Forged	295FS06501SBBL	295FS06509SBBL
8	3	5000	11	2-1/2	56	Laminated Phenolic		295TL08509SBBL
8	3	5040	11	2-1/2	78	Polyurethane/Iron	295PH08501SBBL	295PY08509SBBL
8	4	7000	11	2-1/2	91	Polyurethane/Iron	295PY08701SBBL	295PY08709SBBL
10	3	5800	13	2-1/2	64	Laminated Phenolic		295TL10509SBBL
10	3	6000	13	2-1/2	87	Polyurethane/Iron	295PH10501SBBL	295PY10509SBBL
10	3	8000	13	2-1/2	120	Drop Forged	295FH10501SBBL	295FH10509SBBL
10	4	8000	13	2-1/2	136	Drop Forged		295FH10709SBBL
10	4	8000	13	2-3/4	104	Polyurethane/Iron	295PY10701SBBL	295PY10709SBBL
10	5	8000	13	2-3/4	127	Polyurethane/Iron	295PY10801SBBL	295PY10809SBBL
12	3	6840	15-1/2	2-1/2	105	Polyurethane/Iron	295PH12501SBBL	295PY12509SBBL
12	3-1/2	8000	15-1/2	2-1/2	128	Ductile Iron	295FM12601SBBL	295FM12609SBBL
12	3-1/2	8000	15-1/2	2-1/2	94	Laminated Phenolic	295TL12601SBBL	295TL12609SBBL
12	3-1/2	8000	15-1/2	2-1/2	108	Polyurethane/Iron	295PY12601SBBL	295PY12609SBBL
12	3-1/2	8000	15-1/2	2-1/2	94	Phenolic	295TM12601SBBL	295TM12609SBBL
12	4	8000	15-1/2	2-1/2	114	Polyurethane/Iron	295PY12701SBBL	295PY12709SBBL
12	5	8000	15-1/2	2-1/2	141	Polyurethane/Iron		295PY12809SBBL

### BEARING OPTIONS



Straight Roller (01)

Tapered Roller (09)

Precision Ball (28)

- Industry Standard
- Popular Model

Wheel Diameter (Inches)	Tread Width (Inches)	Capacity (Lbs) (Based on nominal operation)	Overall Height (Inches)	Swivel Lead (Inches)	Approx. Wt. (Lbs)	Wheel Type	Caster Number Roller Bearing (01)	Caster Number Tapered Roller (09)
-------------------------	----------------------	--	-------------------------	----------------------	-------------------	------------	--------------------------------------	--------------------------------------

Swivel caster numbers shown, for rigid change STRL to R

### 295TRL Series (Precision Tapered Roller Bearing Swivel Section) Models

6	3	17000	9	2-1/4	83	Drop Forged	295FS06501STRL	295FS06509STRL
8	3	5000	11	2-1/2	56	Laminated Phenolic		295TL08509STRL
8	3	5040	11	2-1/2	78	Polyurethane/Iron	295PH08501STRL	295PY08509STRL
8	4	7000	11	2-1/2	91	Polyurethane/Iron	295PY08701STRL	295PY08709STRL
10	3	5800	13	2-1/2	64	Laminated Phenolic		295TL10509STRL
10	3	6000	13	2-1/2	87	Polyurethane/Iron	295PH10501STRL	295PY10509STRL
10	3	17000	13	2-1/2	120	Drop Forged	295FH10501STRL	295FH10509STRL
10	4	8400	13	2-3/4	10	Polyurethane/Iron	295PY10701STRL	295PY10709STRL
10	4	17000	13	2-1/2	136	Drop Forged		295FH10709STRL
10	5	10000	13	2-3/4	127	Polyurethane/Iron	295PY10801STRL	295PY10809STRL
12	3	6840	15-1/2	2-1/2	105	Polyurethane/Iron	295PH12501STRL	295PY12509STRL
12	3-1/2	12000	15-1/2	2-1/2	128	Ductile Iron	295FM12601STRL	295FM12609STRL
12	3-1/2	8000	15-1/2	2-1/2	94	Laminated Phenolic	295TL12601STRL	295TL12609STRL
12	3-1/2	8000	15-1/2	2-1/2	94	Phenolic	295TM12601STRL	295TM12609STRL
12	3-1/2	8220	15-1/2	2-1/2	108	Polyurethane/Iron	295PY12601STRL	295PY12609STRL
12	4	9600	15-1/2	2-1/2	114	Polyurethane/Iron	295PY12701STRL	295PY12709STRL
12	5	12000	15-1/2	2-1/2	141	Polyurethane/Iron		295PY12809STRL

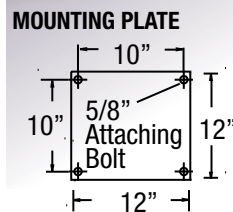
# 298

## Aviation Ground Equipment Casters

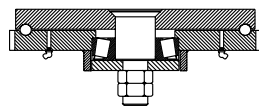


Optional Face Contact Brake Shown

Designed to meet the varied needs of the aviation ground support equipment industry, the 298 series sets the standards. Constructed with an oscillating, compensating wheel axle and cushion suspension leveling, these casters can stand up to even the most rigorous conditions. All optional features can be installed at the factory without an increase to order lead time. A spring assembly can be retrofitted at a later date by returning the caster to Albion. The swivel lock and face contact brake are field installable.



Swivel Cross Section



### FEATURES

- **Top Plate and Yoke Base:** 1" thick 1045 AISI heat treated steel plate for superior strength
- **Swivel Raceways:** 11" diameter precision machined load raceway with 5/8" steel and tapered roller thrust bearing for easy swiveling
- **King Bolt:** 2" diameter bolt and nut heat treated for added strength
- **Legs:** 1/2" thick steel plate welded to form a box section column for maximum load capacity
- **Lubrication:** Zerk fittings in swivel section and wheel hub for ease of lubrication
- **Axle:** 2 1/2" oscillating axle precision machined at each end to accommodate 2" tapered bearings in wheel.
- Alternate or custom caster configurations available

### BEARING



Tapered Roller (09)

### OPTIONS

- **No Options** specify **001**
- **Swivel lock** specify **002**
- **Face contact brake** specify **003**
- **Spring assembly** specify **004**
- **Swivel lock and face contact brake** specify **005**
- **Swivel lock and spring assembly** specify **006**
- **Face contact brake and spring assembly** specify **007**
- **Swivel lock, face contact brake and spring assembly** specify **008**

### TYPICAL APPLICATIONS

- Aviation work stands
- Hangar doors
- Fuel cell transport

Wheel Diameter (Inches)	Tread Width (Inches)	Capacity (Lbs) (Based for manual operation)	Overall Height (Inches)	Swivel Lead (Inches)	Approx. Wt. (Lbs)	Caster Number
-------------------------	----------------------	---	-------------------------	----------------------	-------------------	---------------

#### Press-on Rubber (09 Tapered Roller Bearing)

12	4 1/2	4200	19	3 1/8	280	2980A12709S
16 1/4	6	7800	21 5/16	3 1/8	320	2980A16909S
18	9	13000	22	3 1/8	460	2980A18909S

OA



Wheel Diameter (Inches)	Tread Width (Inches)	Capacity (Lbs) (Based for manual operation)	Overall Height (Inches)	Swivel Lead (Inches)	Approx. Wt. (Lbs)	Caster Number
-------------------------	----------------------	---	-------------------------	----------------------	-------------------	---------------

#### Press-on Polyurethane (09 Tapered Roller Bearing)

12	4 1/2	6600	19	3 1/8	300	2980G12709S
16 1/4	6	12000	21 5/16	3 1/8	340	2980G16909S
18	9	20000	22	3 1/8	480	2980G18909S

OG



# 12/16/72 Semi-Pneumatic Casters



Recommended for light or medium duty dollies, bottlers trucks, hand trucks or other manually operated units. Semi-pneumatics are high profile, solid center cushion rubber tires mounted on stamped centers with lug base rims. Suitable for extra heavy service.

### FEATURES

- **Swivel Casters:** Double ball bearing raceway
- **Shock Absorbing:** Extra Heavy Duty Cushion wheel protects equipment
- **No inflation problems:** As these wheel are not pressurized
- **Pressure Lubrication:** To all bearings 6" diameter wheels must be lubricated thru hollow axle as pressure fitting cannot be inserted in hub Bearings- Ball or roller bearings

### OPTIONS

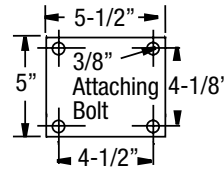
- Swivel lock specify **L**
- Face contact brake **F**
- Foot activated swivel lock specify **SL160001** (16 Series Model)
- Sealed swivel specify **NS**

Wheel Diameter (Inches)	Tread Width/Type (Inches)	Capacity (Lbs) (Rated for manual operation)	Overall Height	Swivel Lead (Inches)	Approx. Wt. (Lbs)	Caster Number Ball Bearing (27)	Caster Number Roller Bearing (01)
----------------------------	------------------------------	--	----------------	-------------------------	----------------------	---------------------------------------	---

For swivel models add "S" to end of caster number.  
For rigid models add "R" to end of caster number.

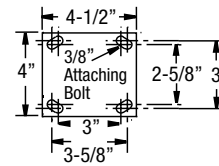
### 12 Series

6	2.00EHS	200	7-3/8	1-3/4	6-3/4	<b>12SN06227</b>	<b>12SN06201</b>
8	2.50EHS	350	10	1-3/4	10-3/4	<b>12SN08427</b>	<b>12SN08401</b>



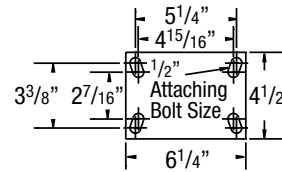
### 16 Series

6	2.00EHS	200	7-3/8	1-3/4	6-1/4	<b>16SN06227</b>	<b>16SN06201</b>
---	---------	-----	-------	-------	-------	------------------	------------------



### 72 Series

10	2.75EHS	350	11-1/2	3-1/2	17	<b>72SN10427</b>	<b>72SN10401</b>
12	3.00EHS	540	14-1/2	3-1/2	22	<b>72SN12527</b>	<b>72SN12501</b>





# 16/72/90

## Pneumatic Casters



For swivel models add "S" to end of caster number.  
For rigid models add "R" to end of caster number.

Wheel Diameter (Inches)	Tread Width/Type (Inches)	Capacity (Lbs) (Based on normal operation)	Overall Height (Inches)	Swivel Lead (Inches)	Approx. Wt. (Lbs)	Caster Number Ball Bearing (27)	Caster Number Roller Bearing (01)
----------------------------	------------------------------	---	----------------------------	-------------------------	----------------------	---------------------------------------	---

### 16 Series

6	2.00/4	200	7-1/4	1-3/4	8-1/2	<b>16SF06227</b>	
8	2.00/4	210	9-1/2	1-3/4		<b>16SF08227</b>	
8	2.50/4	220	10-1/8	1-3/4	7	<b>16SF08427</b>	<b>16SF08401</b>
8	2.80/4	295	11	2-5/8	9-1/2	<b>16SF08527</b>	<b>16SF08501</b>
10	4.10/4	350	13	3-1/4	11	<b>16SF10627</b>	<b>16SF10601</b>
12	4.10/4	445	15-1/2	3-1/2	14-1/4	<b>16SF12727</b>	<b>16SF12701</b>

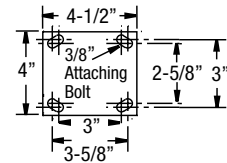
Recommended for the greatest possible protection to both load and floor, or for off-road application. If you transport fragile materials or parts -- or if you move delicate instruments over rough floors, you should consider this product offering. Full pneumatics cushion the load on air as does automobile or truck wheels.

#### FEATURES

- **Swivel Casters:** Double ball bearing raceway
- **Shock Absorbing:** Cushion wheel protects equipment
- **Bearings:** Ball or roller bearings

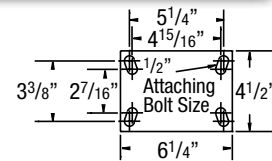
#### OPTIONS

- Swivel lock specify **L**
- Foot activated swivel lock specify **SL160002** (16 Series Models)
- Face contact brake specify **F**
- Sealed Swivel specify **NS**
- Foam fill available please consult factory
- Precision bearings available please consult factory
- For towed applications tapered bearings are recommended



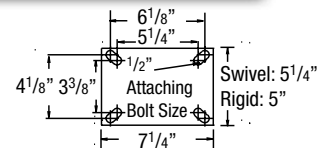
### 72 Series

6	2.00/4	200	7-1/2	2-3/16	8-1/2	<b>72SF06227</b>	
8	2.00/4	210	11	2-5/8		<b>72SF08227</b>	
8	2.80/4	295	11	2-5/8	12-3/4	<b>72SF08527</b>	<b>72SF08501</b>
10	4.10/4	350	13	3-1/4	14-1/4	<b>72SF10627</b>	<b>72SF10601</b>
12	4.10/4	445	15-1/2	3-1/2	17-1/2	<b>72SF12727</b>	<b>72SF12701</b>



### 90 Series

14	5.30/6	785	17-3/4	4	29-1/4	<b>90SF14827</b>	<b>90SF14801</b>
16	4.80/8	1000	19-1/8	4-1/2	35-1/2		<b>90SF16801</b>
18	5.70/8	1170	21-1/4	5	41		<b>90SF18901</b>



# 94/95

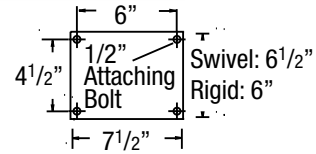
## Pneumatic Casters



Swivel caster numbers shown, for rigid change SBBL to R

### 94BBL Series

16	4.80/8	1300	19-1/8	4	44-1/4	94SF16809SBBL
18	5.70/8	1590	21-1/2	4-1/2	54-3/4	94SF18909SBBL



These casters and wheels are deluxe models. Use them for very heavy duty service. They will handle any job that is practical to mount on pneumatics. The tires are mounted on wide base rims. This permits more air volume, more load capacity, stability and cushioning. Wheel bearings are tapered with dust seals. Note: model ordered may look different than photo above.

#### FEATURES

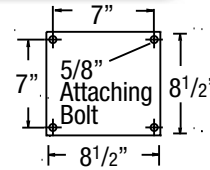
- **Swivel Casters:** Hardened double ball bearing raceway with 1-1/4" tapered roller thrust bearing
- **Shock Absorbing:** Cushion wheel protects equipment
- **Pressure Lubrication:** To all bearings

#### OPTIONS

- Swivel lock specify **L**
- Face contact brake specify **F**
- Sealed Swivel specify **NS**
- Foam fill please consult factory

### 95BBL Series

21	6.90/9	2420	24-1/4	5	84-1/4	95SF21909SBBL
23	6.50/10	2775	26-1/4	5	87-1/4	95SF23909SBBL
25	7.50/10	3630	28-3/4	5	90-1/2	95SF25909SBBL



## CUSTOM FABRICATION

This is not a one-size-fits-all business. In fact, many of our orders require custom fabrication.

If you can't find the right caster for your special application, put the Albion engineering team to work. We will create the perfect solution for your moving problem.



# 272-295

## Pneumatic Cantilever-Style Dual Wheel Casters



Wheel Diameter (Inches)	Tread Width/Type (Inches)	Capacity (Lbs) (Rated for normal operation)	Overall Height (Inches)	Swivel Lead (Inches)	Approx. Wt. (Lbs)	Caster Number Roller Bearing (01), Tapered Bearing (09)
----------------------------	------------------------------	--	----------------------------	-------------------------	----------------------	--

For swivel models add "S" to end of caster number.  
For rigid models add "R" to end of caster number.

### 272 Series Cantilever

8	2.80/4	590	11	2-5/8		<b>272SF08501</b>
10	4.10/4	700	13	3-1/4	21-3/4	<b>272SF10601</b>

Dual wheel models are recommended for the greatest possible protection to both loads and floors with increased capacity. If you transport fragile materials or parts -- or if you move delicate instruments over rough floors, you should consider this product offering.

#### FEATURES and OPTIONS STANDARD MODELS

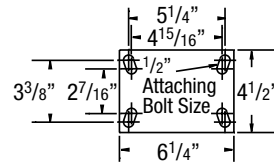
- **Swivel Casters:** Double ball bearing raceway
- **Shock Absorbing:** Cushion wheel protects equipment
- **Bearings:** Ball or roller bearings

#### BBL MODELS

- **Swivel Casters:** Hardened double ball bearing raceway with 1-1/4" tapered roller thrust bearing
- **Shock Absorbing:** Cushion wheel protects equipment
- **Pressure Lubrication:** To all bearings

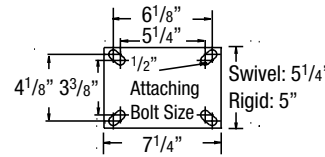
#### OPTIONS

- Swivel lock specify **L**
- Face contact brake specify **F**
- Sealed Swivel specify **NS**
- Foam fill please consult factory



### 290 Series Cantilever

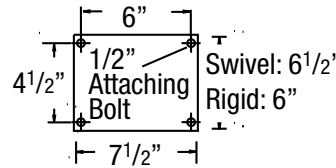
12	4.10/6	890	15-1/2	3-1/2	35	<b>290SF12701</b>
14	5.30/6	1570	17-3/4	4	41	<b>290SF14801</b>
16	4.80/9	2000	19-1/8	4-1/2	53-1/4	<b>290SF16801</b>
18	5.70/8	2340	21-1/4	5	59-3/4	<b>290SF18901</b>



### 294BBL Series Cantilever

Swivel caster numbers shown,  
for rigid change **SBBL** to **R**

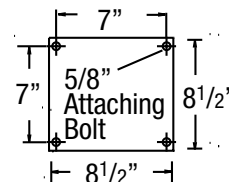
16	4.80/8	2600	19-1/8	4	71	<b>294SF16809SBBL</b>
18	5.70/8	3180	21-1/2	4-1/2	81-3/4	<b>294SF18909SBBL</b>



### 295BBL Series Cantilever

Swivel caster numbers shown,  
for rigid change **SBBL** to **R**

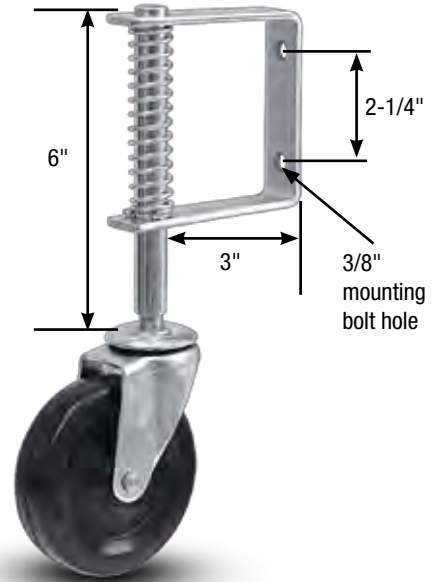
21	6.90/9	4840	24-1/4	5	129-3/4	<b>295SF21909SBBL</b>
23	6.50/10	5550	26-1/4	5	134-1/2	<b>295SF23909SBBL</b>
25	7.50/10	7260	28-3/4	5	139	<b>295SF25909SBBL</b>



# 02/14

NEW MODEL!

## Gate Casters



Castors are designed to make gate opening and closing easy. Castors feature gate mounts and spring loaded shock absorption.

### FEATURES

- Gate mount integrated in caster
- Spring loaded design provides shock absorption

Wheel Diameter (Inches)	Tread Width (Inches)	Capacity (Lbs) (rated for manual operation)	Overall Height (Inches)	Swivel Radius (Inches)	Approx. Wt. (Lbs)	Caster Number
-------------------------	----------------------	--	-------------------------	------------------------	-------------------	---------------

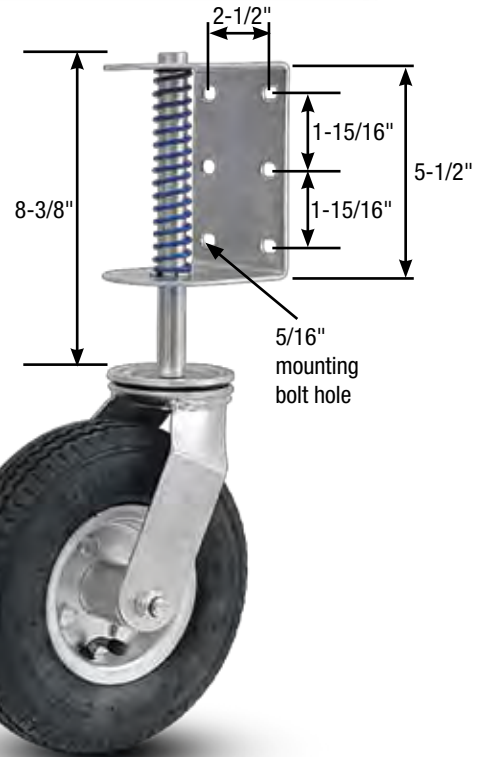
### 02 Series Gate Caster

Solid Rubber (41 Plain Bearing)

4 | 1 | 125 | 10-1/2 | 3.2

NEW PRODUCT!

02RN04041S007



Wheel Diameter (Inches)	Tread Width (Inches)	Capacity (Lbs) (rated for manual operation)	Overall Height (Inches)	Swivel Radius (Inches)	Approx. Wt. (Lbs)	Caster Number
-------------------------	----------------------	--	-------------------------	------------------------	-------------------	---------------

### 14 Series Gate Caster

Pneumatic (27 Radial Ball Bearing)

8 | 2-1/2 | 210 | 18-1/2 | 6.5

NEW PRODUCT!

14SF08427S008



# 14

NEW MODEL!

## Polished Brass Pneumatic Hospitality Casters

### BRAKE OPTIONS



Optional brake models. Black tread brake change last digit to 3. Grey tread brake change last digit to 5.

### FEATURES

- **Top Plate & Yoke Base:** Cold formed from 1/4" steel plate.
- **Swivel Section:** Smooth formed, double ball bearing raceways
- **Fork Legs:** 1/4" steel, formed to increase strength and welded to yoke base
- **King Pin:** 5/8" diameter orbitally spun steel rivet
- **Axle:** 1/2" diameter solid axle complete with lock nut.
- **Wheel seals:** Nylon seal retaining/thrust washers
- **Lubrication:** Zerk fitting in swivel section.
- **Finish:** Polished brass plated for a beautiful appearance.

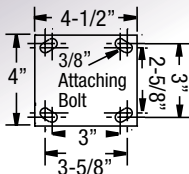


### TYPICAL APPLICATIONS

- Hotels, motels and resorts.
- Laundry and Linen services
- Hospitals and institutions
- Restaurants
- Bellman carts

### MOUNTING OPTIONS

#### Standard Plate



#### Swivel Cross Section



For swivel models add "S002" to end of caster number.  
For rigid models add "R002" to end of caster number.

Wheel Diameter (Inches)	Tread Width (Inches)	Capacity (Lbs) (Rated for normal operation)	Overall Height (Inches)	Swivel Lead (Inches)	Approx. Wt. (Lbs)	Caster Number
-------------------------	----------------------	---	-------------------------	----------------------	-------------------	---------------

### 14 Series Caster with Pneumatic Wheel

	<b>Black Tread</b>	8	2.50/4	210	9 1/2	1 3/4	6 1/2	14SF08427S002
	<b>Grey Tread</b>	8	2.50/4	210	9 1/2	1 3/4	6 1/2	14SF08427S004

SF

## Application Examples



## Replacement Wheels

Wheel Diameter (Inches)	Tread Width (Inches)	Capacity (Lbs) (Rated for normal operation)	Hub Length (Inches)	Bore ID (Inches)	Bearing ID (Inches)	Approx. Wt. (Lbs)	Wheel Number Industrial Ball (27)
-------------------------	----------------------	---	---------------------	------------------	---------------------	-------------------	-----------------------------------



<b>Black Tread</b>	8	2.50/4	210	2-7/16	1-3/8	1/2	3	SF084270805
--------------------	---	--------	-----	--------	-------	-----	---	-------------



<b>Grey Tread</b>	8	2.50/4	210	2-7/16	1-3/8	1/2	3	SF084270806
-------------------	---	--------	-----	--------	-------	-----	---	-------------

POLISHED BRASS PNEUMATIC CASTERS

# NF Never-Flat Tires



Never-Flat (NF) Recommended for the greatest possible protection to both loads and floors. Perfect replacement tire for pneumatic or semi-pneumatic applications. This solid urethane tire has similar rollability characteristics as a pneumatic tire... but they never go flat. Optional colors and caster configurations, consult factory. Replacement parts available. 8" Grey wheel. 10" Black wheel.



Wheel Diameter (Inches)	Tire Size (Inches)	Capacity (Lbs) (Based on normal operation)	Hub Length (Inches)	Hub Description	Bearing ID (Inches)	Approx. Wt. (Lbs)	Wheel Number Ball Bearing (27)
8	2-1/2	300	2-1/4	Offset 1-Piece Hub	1/2	2-1/4	NF0852708
8	2-1/2	300	2-1/4	Offset 1-Piece Hub	5/8	2-1/4	NF0852710
8	2-1/2	300	3	Centered 1-Piece Hub	1/2	3	NF0852708C
8	2-1/2	300	2-1/4	Offset 3-Piece Hub	1/2	2-1/4	NF0852708T
8	2-1/2	300	2-1/4	Offset 3-Piece Hub	5/8	2-1/4	NF0852710T
8	2-1/2	300	3	Centered 3-Piece Hub	1/2	3	NF0852708CT
8	2-1/2	300	3	Centered 3-Piece Hub	5/8	3	NF0852710CT
10	3-1/2	350	2-1/4	Offset 1-Piece Hub	1/2	5	NF1062708
10	3-1/2	350	2-1/4	Offset 1-Piece Hub	5/8	5	NF1062710
10	3-1/2	350	2-1/4	Offset 3-Piece Hub	1/2	5	NF1062708T
10	3-1/2	350	2-1/4	Offset 3-Piece Hub	5/8	5	NF1062710T
10	3-1/2	350	3-1/2	Centered 1-Piece Hub	5/8	5	NF1062710C
10	3-1/2	350	3-1/2	Centered 3-Piece Hub	1/2	5	F1062708CT
10	3-1/2	350	3-1/2	Centered 3-Piece Hub	5/8	5	NF1062710CT

10" precision ball and roller bearing models available, roller bearing ID is 3/4".  
For precision ball models change 27 to 28. For roller bearing models change 27 to 01.

### FEATURES

- Heavy duty 350 pound load capacity!
- Looks and performs similar to pneumatic wheels, but without the hassles of air pressure maintenance and flat tire repair
- Reduces maintenance time and expense
- Closed cell expanded foam construction resists water absorption (unlike others currently in the marketplace)
- Sawtooth tread for easy maneuverability and traction (radial tread on 8" model)
- Quiet, smooth operation
- Non-marking for superior floor protection
- Rolls over obstacles with ease and absorbs shock to protect cargo
- Zerk fittings



- Solid Urethane Never Goes Flat
- Optional Colors
- Replacements Parts Available

Replacement 10" diameter tire less hub available, specify NF1060022.  
Replacement parts available.

[www.neverflattire.com](http://www.neverflattire.com)

Never-Flat! The name says it all. Air gauges and tire patches are now obsolete!  
New Expanded Line!

# ALBION®

# ALBION®

Item	Page	Item	Page
 CA Cast Iron Wheels. . . . .	147-148	 NG Maxim® Glass-filled Nylon . . . . .	156
Capacities to 6000 lbs.		Wheels, Capacities to 1400 lbs.	
 CW Large Bore Cast Iron Wheels . . .	148	 NR Maxim® Noise Reduction . . . . .	156
Capacities to 8000 lbs.		Glass-filled Nylon Wheels	
 CH Premium 2" Width Cast Iron . . . . .	149	Capacities to 1500 lbs.	
Wheels, Capacities to 1800 lbs.		 NY Trionix™ High Impact Polymer . .	157
 IC Empire Economical Cast Iron . . . . .	149	Wheels, Capacities to 2500 lbs.	
Wheels, Capacities to 900 lbs.		 NX Trionix™ High Impact Polymer . .	157
 FL Single Flange and FD Double . . .	150	Wheels, Capacities to 7200 lbs.	
Flange Cast Iron Wheels		 TH/TS Straight Sided Phenolic . . . . .	158
Capacities to 3000 lbs.		Wheels, Capacities to 1400 lbs.	
 VG/VL V-Groove Cast Iron Wheels . . .	151	 TL Laminated Phenolic Wheels . . . . .	158
Capacities to 4000 lbs.		Capacities to 8000 lbs.	
 VM V-Groove Ductile Iron Wheels . . .	151	 TM Phenolic Wheels. . . . .	159-160
Capacities to 6000 lbs. <b>NEW MODEL!</b>		Capacities to 3500 lbs.	
 FS Drop Forged Steel and FH . . . . .	152	 TR Heat Resistant Phenolic . . . . .	159-160
Large Bore Drop Forged Steel Wheels		Wheels, Capacities to 3500 lbs.	
Capacities to 20000 lbs.		 PB Polypropylene Wheels. . . . .	161
 FM Flat Tread Ductile and FR Full . .	153	Capacities to 1000 lbs.	
Radius Tread Ductile Wheels		 PW White Polypropylene Wheels . . .	161
Capacities to 6000 lbs. <b>NEW MODEL!</b>		Capacities to 750 lbs.	
 VF/VH V-Groove Drop Forged Steel . .	154	 RW Retort Polypropylene Wheels . . .	161
Wheels, Capacities to 15000 lbs.		Capacities to 900 lbs.	
 HE Hi-Temp Nylon Wheels . . . . .	155	 GP Fiberglass Filled Polypropylene . .	162
Capacities to 1400 lbs. <b>NEW MODEL!</b>		Wheels, Capacities to 1400 lbs.	
 NW White Nylon Wheels. . . . .	155	 IB Empire Economical Polypropylene	162
Capacities to 1100 lbs. <b>NEW MODEL!</b>		Wheels, Capacities to 900 lbs.	





# CA

## Cast Iron Wheels



Premium cast iron, sometimes referred to as semi-steel, offers the highest tensile strength in the industry (30,000 psi). A cost-effective solution for high capacity applications.

### FEATURES

- **Wheel face:** Machined flat with rounded edges
- **Finish:** Gray enamel
- **Temperature Range:** Up to 800°F, consult factory
- **Hardness:** Brinell 145

### WHEEL OPTIONS

- Note: Select bearings featured are recommended for standard applications. For special applications or alternate bearings consult factory. See bearing information on page 13.
- For customization & special application options, please consult factory.

Highest Tensile Strength in the Industry

	Wheel Diameter (Inches)	Tread Width (Inches)	Capacity (Lbs) (Based on manual operation)	Hub Length (Inches)	Bore ID (Inches)	Bearing ID (Inches)	Approx. Wt. (Lbs)	Wheel Number Roller Bearing (01)	Wheel Number Tapered Roller (09)	Wheel Number Plain Bore (41)
3	1-1/4	300	1-1/2	1/2	-	1-1/4				CA0304108
3	1-5/16	300	1-3/8	1-1/16	1/2	1-1/4	CA0300108			
3-1/4	1-1/2	400	1-5/8	1-3/16	1/2	1	CA0310108			
3-1/4	1-1/2	400	1-5/8	1-3/16	5/8	1	CA0310110			
3-1/4	1-1/2^	400	1-5/8	1-3/16	3/4	1	CA0310112~			
3-1/4	2	700	2-3/16	1-3/16	1/2	3-1/4	CA0320108			
3-1/4	2	700	2-3/16	1-3/16	5/8	3-1/4	CA0320110			
3-1/4	2	700	2-3/16	1-3/16	3/4	3-1/4	CA0320112~			
3-1/4	4	2000	4-1/2	1-15/16	3/4	6-1/2		CA0370912		
3-1/2	1-1/4	350	1-1/2	1/2	-	1				CA03X4108
4	1-1/4	350	1-3/8	1/2	1/2	1-3/4				CA0404108
4	1-5/16	350	1-3/8	1-1/16	1/2	1-3/4	CA0400108			
4	1-1/2	600	1-5/8	1-3/16	1/2	2-1/4	CA0410108			
4	1-1/2	600	1-5/8	1-3/16	5/8	2-1/4	CA0410110			
4	1-1/2^	600	1-5/8	1-3/16	3/4	2-1/4	CA0410112~			
4	1-7/8	1000	2-3/16	1-7/16	1/2	3-1/4	CA0420108			
4	1-7/8	1000	2-3/16	1-7/16	5/8	3-1/4	CA0420110			
4	1-7/8	1000	2-3/16	1-3/16	3/4	3-1/4	CA0420112~			
4	3	2000	3-1/4	1-15/16	1	8-1/4	CA0450116			
4	3	2000	3-1/4	1-15/16	1-1/4	8-1/4	CA0450120			
4	4	4000	4-1/4	2-7/16	1-1/4	10-3/4	CA0470120*			
4	4	4000	4-1/4	2-7/16	1-1/2	10-3/4	CA0470124*			
5	1-1/4	350	1-1/2	1/2	-	2-1/4				CA0504108
5	1-5/16	350	1-3/8	1-1/16	1/2	2-1/4	CA0500108			
5	1-1/2	600	1-5/8	1-3/16	1/2	3-1/4	CA0510108			
5	1-1/2	600	1-5/8	1-3/16	5/8	3-1/4	CA0510110			
5	1-1/2^	600	1-5/8	1-3/16	3/4	3-1/4	CA0510112~			
5	1-7/8	1300	2-3/16	1-3/16	1/2	4-1/4	CA0520108			
5	1-7/8	1300	2-3/16	1-3/16	5/8	4-1/4	CA0520110			
5	1-7/8	1300	2-3/16	1-3/16	3/4	4-1/4	CA0520112~			
5	2-1/8	1500	2-3/16	1-7/16	7/8	5-1/4	CA0530114			
5	2-1/8	1500	2-3/16	1-7/16	1	5-1/4	CA0530116			
5	2-1/2	2300	3-1/4	1-15/16	1	10	CA0540116			
5	2-1/2	2300	3-1/4	1-15/16	1-1/4	10	CA0540120			
6	1-1/2	800	1-5/8	1-3/16	1/2	4	CA0610108			
6	1-1/2	800	1-5/8	1-3/16	5/8	4	CA0610110			
6	1-1/2^	800	1-5/8	1-3/16	3/4	4	CA0610112~			
6	1-7/8	1400	2-3/16	1-3/16	1/2	6-1/4	CA0620108			
6	1-7/8	1400	2-3/16	1-3/16	5/8	6-1/4	CA0620110			
6	1-7/8	1400	2-3/16	1-3/16	3/4	6-1/4	CA0620112~			
6	2-1/2	2300	3-1/4	1-15/16	1	10-1/4	CA0640116			
6	2-1/2	2300	3-1/4	1-15/16	11/4	10-1/4	CA0640120			
6	2-1/2	1600	2-3/4	1-3/16	3/4	7-1/2	CA0640712			
6	2-1/2	1800	2-3/4	1-15/16	1	9-1/2	CA0640516			
6	2-1/2	2300	3-1/2	1-15/16	3/4	10		CA0640912		
6	3	2800	3-1/4	1-15/16	1	11-3/4	CA0650116			
6	3	2800	3-1/4	1-15/16	11/4	11-3/4	CA0650120			
6	3	2800	3-1/2	1-15/16	3/4	11-1/2		CA0650912		
8	2	1800	2-3/16	1-3/16	1/2	8-1/2	CA0820108			
8	2	1800	2-3/16	1-3/16	5/8	8-1/2	CA0820110			
8	2	1800	2-3/16	1-3/16	3/4	8-1/2	CA0820112~			
8	2-1/2	2300	3-1/4	1-15/16	1	13-1/4	CA0840116			
8	2-1/2	2300	3-1/4	1-15/16	1-1/4	13-1/4	CA0840120			
8	2-1/2	1600	2-3/4	1-3/16	3/4	10	CA0840712			
8	2-1/2	1800	2-3/4	1-15/16	1	13	CA0840516			
8	3	2800	3-1/4	1-15/16	1	11-3/4	CA0850116			
8	3	2800	3-1/4	1-15/16	1-1/4	11-3/4	CA0850120			
8	3	2800	3-1/2	1-15/16	3/4	11-1/2		CA0850912		
8	4	4000	4-1/4	2-7/16	1-1/4	27-1/4	CA0870120			
8	4	4000	4-1/4	2-7/16	1-1/2	27-1/4	CA0870124			
8	4	6000	4-1/2	2-7/16	1	26-1/2		CA0870916		
8	4	6000	4-1/2	2-7/16	1-1/4	26-1/2		CA0870920		

~ Nylon retainer thrust washers & hardened metal spanner bushing included.

^ 27/16" spanner and spacers included. \* Crown face

CAST IRON WHEELS • UP TO 8000

# CA

CA Wheels Continued



	Wheel Diameter (Inches)	Tread Width (Inches)	Capacity (Lbs) (Based on manual operation)	Hub Length (Inches)	Bore ID (Inches)	Bearing ID (Inches)	Approx. Wt. (Lbs)	Wheel Number Roller Bearing (01,05)	Wheel Number Tapered Roller (09)	Wheel Number Plain Bore (41)
10	2-1/2	2300	3-1/4	1-15/16	1	17-1/2		CA1040116		
10	2-1/2	2300	2-3/4	1-15/16	1	17-1/2		CA1040516		
10	2-1/2	2300	3-1/4	1-15/16	1-1/4	17-1/2		CA1040120		
10	3	2800	3-1/4	1-15/16	1	16-3/4		CA1050116		
10	3	2800	3-1/4	1-15/16	1-1/4	16-3/4		CA1050120		
10	3	2800	3-1/2	1-15/16	3/4	16-1/2			CA1050912	
10	4	4000	4-1/4	2-7/16	1-1/4	33		CA1070120		
10	4	4000	4-1/4	2-7/16	1-1/2	33		CA1070124		
10	4	6000	4-1/2	2-7/16	1	32-1/2			CA1070916	
10	4	6000	4-1/2	2-7/16	1-1/4	32-1/2			CA1070920	
12	2-1/2	1800	2-3/4	1-15/16	1	20-1/2		CA1240516		
12	2-1/2	2300	3-1/4	1-15/16	1	20-1/2		CA1240116		
12	2-1/2	2300	3-1/4	1-15/16	1-1/4	20-1/2		CA1240120		
12	3	2800	3-1/4	1-15/16	1	22		CA1250116		
12	3	2800	3-1/4	1-15/16	1-1/4	22		CA1250120		
12	3	2800	3-1/2	1-15/16	3/4	21-3/4			CA1250912	
12	3-1/2	4000	4-1/2	2-7/16	1-1/4	35-1/2		CA1260120		
12	3-1/2	4000	4-1/2	2-7/16	1-1/2	35-1/2		CA1260124		
12	3-1/2	4000	4-1/2	2-7/16	1	35			CA1260916	
12	3-1/2	4000	4-1/2	2-7/16	1-1/4	35			CA1260920	
14	4	4000	4-1/4	2-7/16	1-1/4	49-1/2		CA1470120		
14	4	4000	4-1/4	2-7/16	1-1/2	49-1/2		CA1470124		
16	3	4000	4-1/4	2-7/16	1-1/4	52-1/4		CA1650120		
16	3	4000	4-1/4	2-7/16	1-1/2	52-1/4		CA1650124		
16	4	5000	5-1/4	2-7/16	1-1/4	65-1/4		CA1670120		
16	4	5000	5-1/4	2-7/16	1-1/2	65-1/4		CA1670124		
18	3	4000	4-1/4	2-7/16	1 1/4	58		CA1850120		
18	3	4000	4-1/4	2-7/16	2	58		CA1850124		

# CW



Large bore premium cast iron, sometimes referred to as semi-steel, offers the highest tensile strength in the industry (30,000 psi). A cost-effective solution for high capacity applications. See CA cast iron features and options.

	Wheel Diameter (Inches)	Tread Width (Inches)	Capacity (Lbs) (Based on manual operation)	Hub Length (Inches)	Bore ID (Inches)	Bearing ID (Inches)	Approx. Wt. (Lbs)	Wheel Number Roller Bearing (01)	Wheel Number Tapered Roller (09)
8	3	6000	3-1/4	2-7/16	1-1/4	21-3/4		CW0850120	
8	3	6000	3-1/4	2-7/16	1-1/2	21-3/4		CW0850124	
8	3	8000	3-1/2	2-7/16	1	21-1/2			CW0850916
8	3	8000	3-1/2	2-7/16	1-1/4	21-1/2			CW0850920

# CH



Heavy duty premium cast iron, sometimes referred to as semi-steel, offers the highest tensile strength in the industry (30,000 psi). A cost-effective solution for high capacity applications. See CA cast iron features and options.

### FEATURES

- **Wheel face:** Machined flat with rounded edges
- **Finish:** Gray enamel
- **Temperature Range:** Up to 800°F, consult factory
- **Hardness:** Brinell 145

### WHEEL OPTIONS

- Note: Select bearings featured are recommended for standard applications. For special applications or alternate bearings consult factory. See bearing information on page 13.
- For customization & special application options, please consult factory.

	Wheel Diameter (Inches)	Tread Width (Inches)	Capacity (Lbs) (Based on manual operation)	Hub Length (Inches)	Bore ID (Inches)	Bearing ID (Inches)	Approx. Wt. (Lbs)	Wheel Number Roller Bearing (01)	Wheel Number Bronze Bearing (22)*	Wheel Number Annular Ball Bearing (31)
5	2	1500	2-3/16	1-3/16	1/2	4-1/4		CH0520108		CH0523108
5	2	1500	2-3/16	1-3/16	5/8	4-1/4		CH0520110		
5	2	1500	2-3/16	1-3/16	3/4	4-1/4		CH0520112~	CH0522212	
6	2	1700	2-3/16	1-3/16	1/2	6-1/4		CH0620108		CH0623108
6	2	1700	2-3/16	1-3/16	5/8	6-1/4		CH0620110		
6	2	1700	2-3/16	1-3/16	3/4	6-1/4		CH0620112~	CH0622212	
8	2	1800	2-3/16	1-3/16	1/2	8-1/2		CH0820108		CH0823108
8	2	1800	2-3/16	1-3/16	5/8	8-1/2		CH0820110		
8	2	1800	2-3/16	1-3/16	3/4	8-1/2		CH0820112~	CH0822112	

~ Nylon retainer thrust washers & hardened metal spanner bushing included.  
\* Hub length increases to 2-3/8" on bronze bearings.

CAST IRON WHEELS • UP TO 8000

# IC

Cast Iron  
(Class 18)



## EMPIRE™

Casters & Wheels

	Wheel Diameter (Inches)	Tread Width (Inches)	Capacity (Lbs) (Based on manual operation)	Hub Length (Inches)	Bore ID (Inches)	Bearing ID (Inches)	Approx. Wt. (Lbs)	Wheel Number Less Bearing (00)	Wheel Number Delrin Bearing (51)
4	2	700	2-3/16	1-3/16	3/4	4-1/4		IC0420019	IC0420112
5	2	900	2-3/16	1-3/16	3/4	6-1/4		IC0520019	IC0520112
6	2	900	2-3/16	1-3/16	3/4	8-1/2		IC0620019	IC0620112
8	2	900	2-3/16	1-3/16	3/4	8-1/2		IC0820019	IC0820112

- Economical
- Ready to Ship

Empire caster wheel is economical and ready to ship.

### FEATURES

- **Wheel face:** Machined flat with rounded edges
- **Finish:** Gray enamel
- **Temperature Range:** Up to 800°F, consult factory
- **Class:** Class 18 Cast Iron

Wheels used for 15 and 60 Series Empire Casters



15 Series



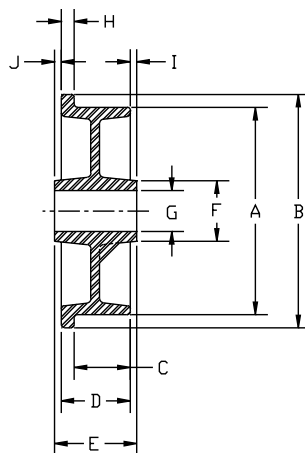
60 Series

# FL

## Single Flange Wheels



Various bore sizes available for use as plain bore wheels or to be used with keyway and set screw or with a variety of bearings. Cast iron offers 30,000 psi tensile strength.



Letters match to chart descriptions below.

### FEATURES

- **Finish:** Gray enamel
- **Temperature Range:** Up to 800°F, consult Factory.
- **Hardness:** Brinell 145

### WHEEL OPTIONS

- Note: Select bearings featured are recommended for standard applications. For special applications or alternate bearings consult factory. See bearing information on page 13.
- For customization & special application options, please consult factory.

Face Diameter "A" (Inches)	Flange OD "B" (Inches)	Face Width "C" (Inches)	O.A. Width "D" (Inches)	Hub Length "E" (Inches)	Hub O.D. "F" (Inches)	Bore "G" (Inches)	Flange Width "H" (Inches)	Hub Offset "I" (Inches)	Hub Offset "J" (Inches)	Capacity (Lbs)	Bearing Size (Inches)	Approx. Wt. (Lbs)	Wheel Number Straight Roller (01)	Wheel Number Tapered Roller (09)
3	4	1	1-3/8	2-3/16	1-5/8	1-3/16	3/8	9/16	1/4	700	3/4	3	FL0320112	
3-1/4	4	1	1-3/8	2-3/16	1-3/4	1-3/16	3/8	19/32	7/32	700	3/4	3	FL0310112	
4-1/2	5-1/2	1-9/16	2-3/8	2-1/2	2-1/2	1-15/16	13/16	1/16	1/16	1500	1	9-1/2	FL0410116	
4-1/2	5-1/2	1-9/16	2-3/8	2-1/2	2-1/2	1-15/16	13/16	1/16	1/16	1500	3/4	9-1/2		FL0410912
5	6	1-1/8	1-1/2	2-3/16	1-3/4	1-3/16	3/8	11/32	11/32	500	3/4	5-1/4	FL0510112	
5-3/8	6-1/8	1-5/16	1-11/16	2-3/16	1-3/4	1-3/16	3/8	13/32	3/32	900	3/4	5	FL0520112	
5	6	1-1/8	1-15/16	3-1/4	2-1/2	1-15/16	13/16	15/16	3/8	1000	1	6-1/2	FL0520116	
5	6	1-1/8	1-15/16	3-1/2	2-1/2	1-15/16	13/16	15/16	3/8	1000	3/4	6-1/2		FL0520912
6	6-3/4	1-5/8	2	2-3/16	1-3/4	1-3/16	3/8	3/32	3/32	900	3/4	8-1/2	FL0620112	
7-1/16	8-3/4	1-3/4	2-3/16	2-3/4	3-1/4	1-15/16	7/16	9/32	9/32	1200	1	12-3/4	FL0720116	
7-1/16	8-3/4	1-3/4	2-3/16	3	3-1/4	1-15/16	7/16	9/32	9/32	1200	3/4	12-3/4		FL0720912
8	9-1/2	2	2-1/2	3-1/4	3	1-15/16	1/2	3/8	3/8	1600	1	16-1/4	FL0840116	
8	9-1/2	2	2-1/2	3-1/2	3	1-15/16	1/2	3/8	3/8	1600	3/4	16-1/4		FL0840912
10	12	2-3/8	3	3-1/4	3	1-15/16	5/8	1/8	1/8	2000	1	29-1/4	FL1050116	
10	12	2-3/8	3	3-1/2	3	1-15/16	5/8	1/8	1/8	2000	3/4	29-1/4		FL1050912
14	16	3	3-5/8	4-1/4	4-1/4	2-7/16	5/8	5/16	5/16	3000	1-1/4	56	FL1460120	
14	16	3	3-5/8	4-1/2	4-1/4	2-7/16	5/8	5/16	5/16	3000	1	56		FL1460916

# FD

## Double Flange Wheels

Various bore sizes available for use as plain bore wheels or to be used with keyway and set screw or with a variety of bearings. Cast iron offers 30,000 psi tensile strength. See FL for features and options.

Face Diameter "A" (Inches)	Flange OD "B" (Inches)	Face Width "C" (Inches)	O.A. Width "D" (Inches)	Hub Length "E" (Inches)	Hub O.D. "F" (Inches)	Bore "G" (Inches)	Flange Width "H" (Inches)	Hub Offset "I" (Inches)	Hub Offset "J" (Inches)	Capacity (Lbs)	Bearing Size (Inches)	Approx. Wt. (Lbs)	Wheel Number Straight Roller (01)	Wheel Number Tapered Roller (09)
5	6	3/4	1-1/2	2-3/16	1-3/4	1-3/16	3/8	11/32	11/32	500	3/4	6	FD0510112	
10	12	1-3/4	3	3-1/4	3	1-15/16	5/8	1/8	1/8	2000	1	35	FD1050116	
10	12	1-3/4	3	3-1/2	3	1-15/16	5/8	1/8	1/8	2000	3/4	35		FD1050912

# VG/VL Cast Iron V-Groove Wheels

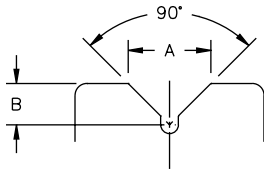


Wheel face and "V"-groove are machined from heavy duty cast iron. A relief groove at the base of the "V" tends to equalize the load to each face of the angle track when in operation. Wheel face and bore are machined for concentricity to proper tracking. These wheels can be used not only on track but flat surfaces as well. VL wheels feature a larger bore for greater capacity.

Please note: Track alignment is critical when utilizing v-groove wheels.

### WHEEL OPTIONS

- Note: Select bearings featured are recommended for standard applications. For special applications or alternate bearings consult factory. See bearing information on page 13.
- For customization & special application options, please consult factory.



Letters match to chart descriptions

Wheel Diameter (Inches)	Tread Width (Inches)	Capacity (Lbs) (Based for manual operation)	Hub Length (Inches)	Bore ID (Inches)	Bearing ID (Inches)	Groove Width "A" (Inches)	Groove Depth "B" (Inches)	Approx. Wt. (Lbs)	Wheel Number Roller Bearing (01)	Wheel Number Tapered Roller (09)
4	2	800	2-3/16	1-3/16	5/8	7/8	7/16	4	VG0420110	
4	2	800	2-3/16	1-3/16	3/4	7/8	7/16	4	VG0420112~	
5	2	800	2-3/16	1-3/16	5/8	7/8	7/16	5	VG0520110	
5	2	800	2-3/16	1-3/16	3/4	7/8	7/16	5	VG0520112~	
6	2	1000	2-3/16	1-3/16	5/8	7/8	7/16	8	VG0620110	
6	2	1000	2-3/16	1-3/16	3/4	7/8	7/16	8	VG0620112~	
6	2-1/2	2500	3-1/4	1-15/16	1	7/8	7/16	11-3/4	VG0640116	
6	2-1/2	2500	3-1/4	1-15/16	1-1/4	7/8	7/16	11-3/4	VG0640120	VG0640912
6	2-1/2	2500	3-1/2	1-15/16	3/4	7/8	7/16	11-1/2		
8	2-1/2	2500	3-1/4	1-15/16	1	7/8	7/16	15-1/2	VG0840116	
8	2-1/2	2500	3-1/4	1-15/16	1-1/4	7/8	7/16	15-1/2	VG0840120	VG0840912
8	2-1/2	2500	3-1/2	1-15/16	3/4	7/8	7/16	15-1/2		VG0840916
8	2-1/2	2500	3-1/2	2	1	7/8	7/16	15-1/2		
8	3	2500	3-1/4	1-15/16	1	7/8	7/16	16-3/4	VG0850116	
8	3	2500	3-1/4	1-15/16	1-1/4	7/8	7/16	16-3/4	VG0850120	
8	3	2500	3-1/2	1-15/16	3/4	7/8	7/16	16-1/2		VG0850912
8	3	2500	3-1/2	2	1	7/8	7/16	16-1/2		VG0850916
8	3	4000	3-1/4	2-7/16	1-1/4	1-3/8	11/16	17-3/4	VL0850120	
8	3	4000	3-1/4	2-7/16	1-1/2	1-3/8	11/16	17-3/4	VL0850124	
8	3	4000	3-1/2	2-7/16	1	1-3/8	11/16	17-1/4		VL0850916
8	3	4000	3-1/2	2-7/16	1-1/4	1-3/8	11/16	17-1/4		VL0850920
10	3	3000	3-1/4	1-15/16	1	1-3/8	11/16	27	VG1050116	
10	3	3000	3-1/4	1-15/16	1-1/4	1-3/8	11/16	27	VG1050120	
10	3	3500	3-1/2	1-15/16	3/4	1-3/8	11/16	26-3/4		VG1050912
10	3	3500	3-1/2	2	1	1-3/8	11/16	26-3/4		VG1050916
10	3	4000	3-1/4	2-7/16	1-1/4	1-3/8	11/16	28	VL1050120	
10	3	4000	3-1/4	2-7/16	1-1/2	1-3/8	11/16	28	VL1050124	
10	3	4000	3-1/2	2-7/16	1	1-3/8	11/16	27-1/4		VL1050916
10	3	4000	3-1/2	2-11/32	1-1/4	1-3/8	11/16	27-1/4		VL1050920

~ Wheels are complete with spanner bushing and nylon sealed retaining/thrust washer.

# VM Ductile V-Groove

NEW MODEL!



Wheel Diameter (Inches)	Tread Width (Inches)	Capacity (Lbs) (Based for manual operation)	Hub Length (Inches)	Bore ID (Inches)	Bearing ID (Inches)	Groove Width "A" (Inches)	Groove Depth "B" (Inches)	Approx. Wt. (Lbs)	Wheel Number Roller Bearing (01)	Wheel Number Tapered Roller (09)
6	2-1/2	3500	3-1/4	1-15/16	1	7/8	7/16	9-1/2	VM0640116	
6	2-1/2	3500	3-1/4	1-15/16	1-1/4	7/8	7/16	9-1/2	VM0640120	
6	2-1/2	3500	3-1/2	1-15/16	3/4	7/8	7/16	9-1/2		VM0640912
6	3	5000	3-1/4	1-15/16	1	7/8	7/16	10-1/2	VM0640116	
6	3	5000	3-1/4	1-15/16	1-1/4	7/8	7/16	10-1/2	VM0640120	
6	3	5000	3-1/2	1-15/16	3/4	7/8	7/16	10-1/2		VM0640912
8	3	5000	3-1/4	1-15/16	1	7/8	7/16	16-1/2	VM0850116	
8	3	5000	3-1/4	1-15/16	1-1/4	7/8	7/16	16-1/2	VM0850120	
8	3	5000	3-1/2	1-15/16	3/4	7/8	7/16	16-1/2		VM0850912
8	3	5000	3-1/2	1-15/16	1	7/8	7/16	16-1/2		VM0850916
10	3	6000	3-1/4	1-15/16	1	1-3/8	11/16	26	VM1050116	
10	3	6000	3-1/4	1-15/16	1-1/4	1-3/8	11/16	26	VM1050120	
10	3	6000	3-1/2	1-15/16	3/4	1-3/8	11/16	26		VM1050912
10	3	6000	3-1/2	1-15/16	1	1-3/8	11/16	26		VM1050916

# FS Drop Forged Steel Wheels



Drop forged steel wheels are hot forged from carbon steel billets. The forging process improves grain flow, enhances ductility and tensile strength. Suitable for high capacity, abusive applications. Forged steel is 64,000 psi tensile strength.

### FEATURES

- **Wheel face:** Machined flat with rounded edges
- **Finish:** Clear coat enamel
- **Temperature Range:** Up to 800°F, consult factory
- **Hardness:** Rockwell 80 B

### WHEEL OPTIONS

- Note: Select bearings featured are recommended for standard applications. For special applications or alternate bearings consult factory. See bearing information on page 13.
- For customization & special application options, please consult factory.

Up to 20,000 lbs Capacity

Wheel Diameter (Inches)	Tread Width (Inches)	Tread Width (Inches) (Note for manual operation)	Hub Length (Inches)	Bore ID (Inches)	Bearing ID (Inches)	Approx. Wt. (Lbs)	Wheel Number Roller Bearing (01)	Wheel Number Tapered Roller (09)
-------------------------	----------------------	--	---------------------	------------------	---------------------	-------------------	----------------------------------	----------------------------------

4	1-1/2	1400	2-3/16	1-3/16	1/2	3-1/4	FS0410108	
4	1-1/2	1400	2-3/16	1-3/16	5/8	3-1/4	FS0410110	
4	1-1/2	1400	2-3/16	1-3/16	3/4	3-1/4	FS0410112~	
4	1-1/2	1400	2-7/16	1-3/8	1/2	3-1/4		FS0410908
5	1-3/4	1500	2-3/16	1-3/16	1/2	5-1/4	FS0520108	
5	1-3/4	1500	2-3/16	1-3/16	5/8	5-1/4	FS0520110	
5	1-3/4	1500	2-3/16	1-3/16	3/4	5-1/4	FS0520112~	
5	1-3/4	1800	2-7/16	1-3/8	1/2	5-1/4	FS0520908	
6	2	1500	2-3/16	1-3/16	1/2	6-1/4	FS0620108	
6	2	1500	2-3/16	1-3/16	5/8	6-1/4	FS0620110	
6	2	1500	2-3/16	1-3/16	3/4	6-1/4	FS0620112~	
6	2	2500	2-7/16	1-3/8	1/2	6-1/4		FS0620908
6	2	2500	2-7/16	1-7/8	3/4	6-1/4		FS0620912
6	2-1/2	4000	3-1/4	1-15/16	1	11-3/4	FS0640116	
6	2-1/2	4000	3-1/4	1-15/16	1-1/4	11-3/4	FS0640120	
6	2-1/2	5000	3-1/2	1-7/8	3/4	11-1/4		FS0640912
6	2-1/2	5000	3-1/2	2-1/4	1	11-3/4		FS0640916
6	3	6000	3-1/4	2-7/16	1-1/4	20-1/4	FS0650120	
6	3	6000	3-1/2	2-7/16	1-1/2	20-1/4	FS0650124	
6	3	10000	3-1/2	2-7/16	1	19-3/4		FS0650916
6	3	10000	3-1/2	2-7/16	1-1/8	19-3/4		FS0650918
6	3	10000	3-1/2	2-7/16	1-1/4	19-3/4		FS0650920
8	2-1/2	4000	3-1/4	1-15/16	1	18	FS0840116	
8	2-1/2	4000	3-1/4	1-15/16	1-1/4	18	FS0840120	
8	3	4500	3-1/4	1-15/16	1	18-1/4	FS0850116	
8	3	4500	3-1/4	1-15/16	1-1/4	18-1/4	FS0850120	
8	3	5500	3-1/2	1-15/16	3/4	18-1/4		FS0850912
8	3	5500	3-1/2	2-1/4	1	18-1/4		FS0850916
8	4	8350	4-1/4	2-7/16	1-1/4	35-1/2	FS0870120	
8	4	8350	4-1/4	2-7/16	1-1/2	35-1/2	FS0870124	
8	4	10000	4-1/2	2-7/16	1	36-1/2		FS0870916
8	4	10000	4-1/2	2-7/16	1-1/8	36-1/2		FS0870918
8	4	10000	4-1/2	2-7/16	1-1/4	36-1/2		FS0870920
10	3	5000	3-1/4	1-15/16	1	27-3/4	FS1050116	
10	3	5000	3-1/4	1-15/16	1-1/4	27-3/4	FS1050120	
10	3	6000	3-1/2	1-15/16	3/4	27-1/2		FS1050912
10	4	8350	4-1/4	2-7/16	1-1/4	48	FS1070120	
10	4	8350	4-1/4	2-7/16	1-1/2	48	FS1070124	
10	4	10000	4-1/2	2-7/16	1	47-1/4		FS1070916
10	4	10000	4-1/2	2-7/16	1-1/8	47-1/4		FS1070918
10	4	10000	4-1/2	2-7/16	1-1/4	47-1/4		FS1070920

~ Wheels are complete with spanner bushing and nylon sealed retaining/thrust washer.

# FH Large Bore Drop Forged Steel Wheels

6	3	17000	3-1/2	3-1/8	1-1/4	22-1/4		FH0650920
6	3	17000	3-1/2	3-1/8	1-1/2	22-1/4		FH0650924
8	3	6500	3-1/4	2-7/16	1-1/4	34	FH0850120	
8	4	20000	4-1/2	3-1/8	1-1/4	34		FH0870920
8	4	20000	4-1/2	3-1/8	1-1/2	34		FH0870924
10	3	6000	3-1/4	2-7/16	1-1/4	37-1/4	FH1050120	
10	3	6000	3-1/4	2-7/16	1-1/2	37-1/4	FH1050124	
10	3	6500	3-1/2	2-7/16	1	37		FH1050916
10	3	6500	3-1/2	2-7/16	1-1/4	37		FH1050920
10	4	20000	4-1/2	3-1/8	1-1/4	46-1/4		FH1070920
10	4	20000	4-1/2	3-1/8	1-1/2	46-1/4		FH1070924

# FM Flat Tread Ductile Wheels

NEW MODEL!



Albion FM Ductile Wheels feature higher capacities compared to cast iron wheels. Wheels are painted black.

### FEATURES

- **Wheel face:** FM flat tread design, FR full radius tread design
- **Finish:** Black painted
- **Temperature Range:** Up to +800°F, consult factory
- **Tensile Strength:** 65K PSI



### WHEEL OPTIONS

- Note: Select bearings featured are recommended for standard applications. For special applications or alternate bearings consult factory. See bearing information on page 13.
- For customization & special application options, please consult factory.

Wheel Diameter (Inches)	Tread Width (Inches)	Capacity (Lbs) (Rate for normal operation)	Hub Length (Inches)	Bore ID (Inches)	Bearing ID (Inches)	Approx. Wt. (LBS)	Wheel Number Plain Bore (00)	Wheel Number Roller Bearing (01)	Wheel Number Tapered Roller (09)
<b>Ductile Iron Models – Flat Tread</b>									
5	2	1500	2-3/16	1-3/16	3/4	6	FM0520019	FM0520112	
5	2	1500	2-7/16	1-3/8	1/2	6			FM0520908
6	2	1500	2-3/16	1-3/16	3/4	7-1/2	FM0620019	FM0620112	
6	2	2000	2-7/16	1-3/8	1/2	7-1/2			FM0620908
6	2-1/2	3500	3-1/4	1-15/16	1-1/4	10-1/2	FM0640031	FM0640120	
6	2-1/2	3500	3-1/2	1-15/16	1-1/4	10-1/2			FM0640912
6	3	6000	3-1/4	1-15/16	1-1/4	11-1/2	FM0650031	FM0650120	
6	3	6000	3-1/2	1-15/16	1-1/4	11-1/2			FM0650912
8	2	2000	2-3/16	1-3/16	3/4	11	FM0820019	FM0820112	
8	2	2000	2-7/16	1-3/8	1/2	11			FM0820908
8	3	6000	3-1/4	1-15/16	1	15-1/2	FM0850031	FM0850116	
8	3	6000	3-1/2	1-15/16	3/4	15-1/2			FM0850912
10	3	6000	3-1/4	1-15/16	1-1/4	20-1/2	FM1050031	FM1050120	
10	3	6000	3-1/2	1-15/16	3/4	20-1/2			FM1050912

12	3-1/2	6000	4-1/4	2-7/16	1-1/4	40-1/2		FM1260120	
12	3-1/2	6000	4-1/4	2-7/16	1-1/2	40-1/2		FM1260124	
12	3-1/2	6000	4-1/2	2-7/16	1	40			FM1260916
12	3-1/2	6000	4-1/2	2-7/16	1-1/4	40			FM1260920

3-1/2" tread width models are not painted.

DUCTILE WHEELS • UP TO 6000

# FR Full Radius Tread Ductile Wheels

NEW MODEL!



Albion FR Ductile Wheels feature higher capacities compared to cast iron wheels. Full radius tread design makes them easier to swivel and roll. Wheel are painted black.

### FEATURES

- **Wheel face:** FM flat tread design, FR full radius tread design
- **Finish:** Black painted
- **Temperature Range:** Up to +800°F, consult factory
- **Tensile Strength:** 65K PSI

### WHEEL OPTIONS

- Note: Select bearings featured are recommended for standard applications. For special applications or alternate bearings consult factory. See bearing information on page 13.
- For customization & special application options, please consult factory.

Wheel Diameter (Inches)	Tread Width (Inches)	Capacity (Lbs) (Rate for normal operation)	Hub Length (Inches)	Bore ID (Inches)	Bearing ID (Inches)	Approx. Wt. (LBS)	Wheel Number Plain Bore (00)	Wheel Number Roller Bearing (01)	Wheel Number Tapered Roller (09)
<b>Ductile Iron Models – Full Radius Tread</b>									
5	2	1500	2-3/16	1-3/16	3/4	6	FR0520019	FR0520112	
5	2	1500	2-7/16	1-3/8	1/2	6			FR0520908
6	2	2000	2-3/16	1-3/16	3/4	7-1/2	FR0620019	FR0620112	
6	2	2000	2-7/16	1-3/8	1/2	7-1/2			FR0620908
6	2-1/2	3500	3-1/4	1-15/16	1-1/4	10-1/2	FR0640031	FR0640120	
6	2-1/2	3500	3-1/2	1-15/16	3/4	10-1/2			FR0640912
6	3	6000	3-1/4	1-15/16	1-1/4	11-1/2	FR0650031	FR0650120	
6	3	6000	3-1/2	1-15/16	3/4	11-1/2			FR0650912
8	2	1500	2-3/16	1-3/16	1-3/16	11	FR0820019	FR0820112	
8	2	2000	2-7/16	1-3/8	1/2	11			FR0820908
8	3	5000	3-1/4	1-15/16	1-1/4	15-1/2	FR0850031	FR0850120	
8	3	6000	3-1/2	1-15/16	3/4	15-1/2			FR0850912
10	3	5000	3-1/4	1-15/16	1-1/4	20-1/2	FR1050031	FR1050120	
10	3	6000	3-1/2	1-15/16	3/4	20-1/2			FR1050912

# VF/VH Drop Forged Steel V-Groove Wheels



Wheel face and "V"-groove are machined from drop forged steel. A relief groove at the base of the "V" tends to equalize the load to each face of the angle track when in operation. Wheel face and bore are machined for concentricity to proper tracking. These wheels can be used not only on a track but flat surfaces as well. VH wheels feature a larger bore for greater capacity.

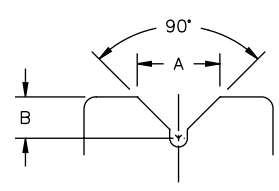
Please note: Track alignment is critical when utilizing v-groove wheels.

### FEATURES

- **Wheel face:** V-Groove
- **Finish:** Clear

### WHEEL OPTIONS

- Note: Select bearings featured are recommended for standard applications. For special applications or alternate bearings consult factory. See bearing information on page 13.
- For customization & special application options, please consult factory.



Letters match to chart descriptions

Wheel Diameter (Inches)	Tread Width (Inches)	Capacity (Lbs) (Rated for manual operation)	Hub Length (Inches)	Bore ID (Inches)	Bearing ID (Inches)	Groove Width "A" (Inches)	Groove Depth "B" (Inches)	Approx. Wt. (Lbs)	Wheel Number Roller Bearing (01)	Wheel Number Tapered Roller (09)
6	3	6000	3-1/4	2-7/16	1-1/4	1-3/8	11/16	20-1/4	VF0650120	
6	3	6000	3-1/4	2-7/16	1-1/2	1-3/8	11/16	20-1/4	VF0650124	
6	3	6500	3-1/2	2-7/16	1	1-3/8	11/16	19-3/4		VF0650916
6	3	6500	3-1/2	2-7/16	1-1/4	1-3/8	11/16	19-3/4		VF0650920
6	3	10000	3-1/2	3-1/8	1-1/4	1-3/8	11/16	22		VH0650920
6	3	10000	3-1/2	3-1/8	1-1/2	1-3/8	11/16	22		VH0650924
8	3	6000	3-1/4	1-15/16	1	7/8	7/16	30	VF0850116	
8	4	8350	4-1/4	2-7/16	1-1/4	1-3/4	7/8	21-3/4	VF0870120	
8	4	8350	4-1/4	2-7/16	1-1/2	1-3/4	7/8	21-3/4	VF0870124	
8	4	10000	4-1/2	2-7/16	1	1-3/4	7/8	21		VF0870916
8	4	10000	4-1/2	2-7/16	1-1/4	1-3/4	7/8	21		VF0870920
8	4	15000	4-1/2	3-1/8	1-1/4	1-3/4	7/8	27-1/2		VH0870920
8	4	15000	4-1/2	3-1/8	1-1/2	1-3/4	7/8	27-1/2		VH0870924
10	3	6000	3-1/4	2-7/16	1-1/4	1-3/8	11/16	37-1/2	VH1050120	
10	3	6000	3-1/4	2-7/16	1-1/2	1-3/8	11/16	37-1/2	VH1050124	
10	3	6000	3-1/2	2-7/16	1	1-3/8	11/16	37		VH1050916
10	3	6000	3-1/2	2-7/16	1-1/4	1-3/8	11/16	37		VH1050920
10	3	5000	3-1/4	1-15/16	1	1-3/8	11/16	27-3/4	VF1050116	
10	3	5000	3-1/4	1-15/16	1-1/4	1-3/8	11/16	27-3/4	VF1050120	
10	4	8350	4-1/4	2-7/16	1-1/4	1-3/4	7/8	48	VF1070120	
10	4	8350	4-1/4	2-7/16	1-1/2	1-3/4	7/8	48	VF1070124	
10	4	10000	4-1/2	2-7/16	1	1-3/4	7/8	47-1/4		VF1070916
10	4	10000	4-1/2	2-7/16	1-1/4	1-3/4	7/8	47-1/4		VF1070920
10	4	15000	4-1/2	3-1/8	1-1/4	1-3/4	7/8	46-1/4		VH1070920
10	4	15000	4-1/2	3-1/8	1-1/2	1-3/4	7/8	46-1/4		VH1070924



# HE Hi-Temp Nylon Wheels



Ideal for speciality applications, these wheels can withstand intermittent temperatures up to 550 degrees Fahrenheit. Nylon Glass-filled wheels won't chip, absorb water, or breakdown in caustic environments.

### FEATURES

- **Wheel face:** Moderate crown
- **Finish:** Black
- **Temperature Range:** Up to 475°F, 550°F intermittent consult factory
- **Hardness:** 85 Shore D ±5
- For stainless steel roller bearing specify **ZB03**

### WHEEL OPTIONS

- Note: Select bearings featured are recommended for standard applications. For special applications or alternate bearings consult factory. See bearing information on page 13.
- For customization & special application options, please consult factory.

	Wheel Diameter (Inches)	Tread Width (Inches)	Capacity (Lbs) (Based on manual operation)	Hub Length (Inches)	Bore ID (Inches)	Bearing ID (Inches)	Approx. Wt. (Lbs)	Wheel Number Roller Bearing (01)	Wheel Number Plain Bore (41)
3	1-3/8	600	1-1/2	1/2	1/2	1/2			HE0304108
3-1/2	1-3/8	700	1-1/2	1/2	1/2	3/8			HE03X4108
4	1-1/4	700	1-7/16	1/2	1/2	1/2			HE0404108
4	1-1/2	700	1-5/8	1-3/16	3/4	3/4		HE0410112	
4	2	800	2-3/16	1-3/16	3/4	1		HE0420112	
5	1-3/8	800	1-1/2	1/2	1/2	1			HE0504108
5	1-1/2	800	1-5/8	1-3/16	3/4	1		HE0510112	
5	2	1000	2-3/16	1-3/16	3/4	1-1/2		HE0520112	
6	1-1/2	800	1-5/8	1-3/16	3/4	1-1/4		HE0610112	
6	2	1200	2-3/16	1-3/16	3/4	1-1/2		HE0620112	
8	1-1/2	1200	1-5/8	1-3/16	3/4	1-1/2		HE0810112	
8	2	1400	2-3/16	1-3/16	3/4	1-1/2		HE0820112	

Handles the Heat!

# NW White Nylon Wheels

NEW MODEL!



Economical ... Strong ... Clean.  
Excellent for clean rooms

### FEATURES

- **Wheel face:** Moderate crown
- Composed of injection molded white nylon
- Maximum performance, economical solution for your most demanding caster applications
- Excellent ergonomics ... wheel starts rolling, keeps rolling and swivels with ease!
- **Temperature Range:** -20°F to 250°F
- **Hardness:** 85 Shore D ±5.

### WHEEL OPTIONS

- Note: Select bearings featured are recommended for standard applications. For special applications or alternate bearings consult factory. See bearing information on page 13.
- For customization & special application options, please consult factory.

	Wheel Diameter (Inches)	Tread Width (Inches)	Capacity (Lbs) (Based on manual operation)	Hub Length (Inches)	Bore ID (Inches)	Bearing ID (Inches)	Approx. Weight (Lbs)	Bearing	Wheel Number
5	2	600	2-3/16	1-3/16	1-3/16	1		Plain Bore	NW0520019
5	2	600	2-3/16	1-3/16	3/4	1		Roller	NW0520112
5	2	600	2-3/16	1-3/16	1/2	1		Pedestal Precision Ball	NW0522908
5	2	600	2-3/16	1-3/16	3/4	1		Delrin	NW0525112
6	2	900	2-3/16	1-3/16	1-3/16	1-1/4		Plain Bore	NW0620019
6	2	900	2-3/16	1-3/16	3/4	1-1/4		Roller	NW0620112
6	2	900	2-3/16	1-3/16	1/2	1-1/4		Pedestal Precision Ball	NW0622908
6	2	900	2-3/16	1-3/16	3/4	1-1/4		Delrin	NW0625112
8	2	1100	2-3/16	1-3/16	1-3/16	2		Plain Bore	NW0820019
8	2	1100	2-3/16	1-3/16	3/4	2		Roller Bearing	NW0820112
8	2	1100	2-3/16	1-3/16	1/2	2		Pedestal Precision Ball	NW0822908
8	2	1100	2-3/16	1-3/16	3/4	2		Delrin	NW0825112



# NG Maxim® Glass-filled Nylon Wheels



Albion's Maxim® wheel delivers a maximum performance, economical solution for your most demanding caster applications. With a focus on ergonomics, this advanced wheel starts rolling, keeps rolling and swivels with ease! The innovative nylon and fiberglass construction stands up to solvents, extreme temperatures and high load capacities. Maxim wheels won't absorb moisture!

### FEATURES

- **Wheel face:** Slight crown
- **Finish:** Black
- **Temperature Range:** -40° to +250°F
- **Hardness:** 85 Shore D ±5

### WHEEL OPTIONS

- Note: Select bearings featured are recommended for standard applications. For special applications or alternate bearings consult factory. See bearing information on page 13.
- For customization & special application options, please consult factory.

Wheel Diameter (Inches)	Tread Width (Inches)	Capacity (Lbs) (Based on manual operation)	Hub Length (Inches)	Bore ID (Inches)	Bearing ID (Inches)	Approx. Wt. (Lbs)	Wheel Number Roller Bearing (01)	Wheel Number Pedestal Precision Ball (29)*	Wheel Number Annular Ball Bearing (31)
3-1/4	2	700	2-3/16	1-3/16	3/4	1	NG0320112		
3-1/4	2	700	2-3/16	1-3/16	1/2	1		NG0322908	NG0323108
4	2	800	2-3/16	1-3/16	3/4	1	NG0420112		
4	2	800	2-3/16	1-3/16	1/2	1		NG0422908	NG0423108
5	2	1000	2-3/16	1-3/16	3/4	1	NG0520112		
5	2	1000	2-3/16	1-3/16	1/2	1		NG0522908	NG0523108
6	2	1200	2-3/16	1-3/16	3/4	1-1/8	NG0620112		
6	2	1200	2-3/16	1-3/16	1/2	1-1/8		NG0622908	NG0623108
8	2	1400	2-3/16	1-3/16	3/4	1-3/8	NG0820112		
8	2	1400	2-3/16	1-3/16	1/2	1-3/8		NG0822908	NG0823108
10	2-1/2	1400	2-3/16	1-3/16	3/4		NG1040112		

\* Hub length of pedestal precision bearing (29) models is 2-7/16".

Great Phenolic Replacement Wheel!

# NR Maxim® NR Noise Reduction Wheels



Albion's Maxim® NR are similar to Maxim NG wheels, but with the added benefit of two rubber treads on the wheel edges to reduce noise and improve traction even under heavy loads. Not recommended for towing applications above 3mph. Temperature range is -40 degrees to +180 degrees Fahrenheit.

### FEATURES

- **Wheel face:** Two rubber treads bonded to nylon tread
- **Finish:** Black
- **Temperature Range:** -40° to +250°F
- **Hardness:** 85 Shore D ±5

### WHEEL OPTIONS

- Note: Select bearings featured are recommended for standard applications. For special applications or alternate bearings consult factory. See bearing information on page 13.
- For customization & special application options, please consult factory.

Wheel Diameter (Inches)	Tread Width (Inches)	Capacity (Lbs) (Based on manual operation)	Hub Length (Inches)	Bore ID (Inches)	Bearing ID (Inches)	Approx. Wt. (Lbs)	Wheel Number Roller Bearing (01,07)	Wheel Number Pedestal Precision Ball (29)*	Wheel Number Annular Ball Bearing (31)
3-1/4	2	700	2-3/16	1-3/16	3/4	1	NR0320112		
4	2	800	2-3/16	1-3/16	3/4	1	NR0420112		
4	2	800	2-3/16	1-3/16	1/2	1		NR0422908	NR0423108
5	2	1000	2-3/16	1-3/16	3/4	1	NR0520112		
5	2	1000	2-3/16	1-3/16	1/2	1		NR0522908	NR0523108
6	2	1200	2-3/16	1-3/16	3/4	1-1/8	NR0620112		
6	2	1200	2-3/16	1-3/16	1/2	1-1/8		NR0622908	NR0623108
8	2	1400	2-3/16	1-3/16	3/4	1-3/8	NR0820112		
8	2	1400	2-3/16	1-3/16	1/2	1-3/8		NR0822908	NR0823108
10	2-1/2	1500	2-3/4	1-3/16	3/4	1-1/2	NR1040712		
10	2-1/2	1500	2-3/4	1-3/16	1/2	1-1/2		NR1042908	NR1043108

\* Hub length of pedestal precision bearing (29) models is 2-7/16".

# NY Trionix™ High Impact Polymer



These unique high impact polymer wheels deliver superior rollability, capacity and slide resistance. Trionix™ features unique polymers that resist corrosion and most chemicals. Injection molded process.

## FEATURES

- **Wheel face:** Slight crown
- **Finish:** Grey
- **Temperature Range NY:** -15°F to +185°F
- **Hardness:** 78-82 Shore D

## WHEEL OPTIONS

- Note: Select bearings featured are recommended for standard applications. For special applications or alternate bearings consult factory. See bearing information on page 13.
- For customization & special application options, please consult factory.

Wheel Diameter (Inches)	Tread Width (Inches)	Capacity (Lbs) (Rate for manual operation)	Hub Length* (Inches)	Bore ID (Inches)	Bearing ID* (Inches)	Approx. Wt. (Lbs)	Wheel Number Precision Bearing (28)
8	2	1750	2-7/16	2	1/2	4	NY0822808
10	3	2500	3-1/2	2-7/16	3/4	8	NY1052812

\*Hub length and Bearing ID are measured with top hats.

# NX Trionix™ High Impact Polymer



Similar to NY wheels except straight sided and higher capacity. Wheels are machined, not injection molded.

## FEATURES

- **Wheel face:** Slight crown
- **Finish:** Black
- **Temperature Range:** -30°F to +220°F
- **Hardness:** 78-82 Shore D

## WHEEL OPTIONS

- Note: Select bearings featured are recommended for standard applications. For special applications or alternate bearings consult factory. See bearing information on page 13.
- For customization & special application options, please consult factory.

Wheel Diameter (Inches)	Tread Width (Inches)	Capacity (Lbs) (Rate for manual operation)	Hub Length* (Inches)	Bore ID (Inches)	Bearing ID (Inches)	Approx. Wt. (Lbs)	Wheel Number Precision Ball (28)
4	2	2160	2-7/16	2	1/2	4	NX0422808
5	2	2160	2-7/16	2	1/2	5	NX0522808
6	2	2160	2-7/16	2	1/2	6	NX0622808
6	2-1/2	7200	3	2	3/4	6-1/2	NX0642812
6	3	7200	3-1/2	2	3/4	6-1/2	NX0652812
8	2	2160	2-7/16	2	1/2	8	NX0822808
8	2-1/2	7200	3	2	3/4	9	NX0842812
8	3	7200	3-1/2	2	3/4	9	NX0852812
10	2-1/2	7200	3	2	3/4	10	NX1042812
10	3	7200	3-1/2	2	3/4	10	NX1052812

\*Hub length and Bearing ID are measured over top hats.

# TH/TS Straight Sided Phenolic



Wheels are molded of heavy macerated or chopped cotton denim, impregnated with phenolic resin and formed in close fitting molds under high pressure and temperature. They are non-marking and excellent load carriers.

### FEATURES

- **Wheel face:** Moderate crown
- **Finish:** Black
- **Temperature Range:** -65°F to +250°F (300°F intermittent)
- **Hardness:** Rockwell 102 E

### WHEEL OPTIONS

- Note: Select bearings featured are recommended for standard applications. For special applications or alternate bearings consult factory. See bearing information on page 13.
- For customization & special application options, please consult factory.

	Wheel Diameter (Inches)	Tread Width (Inches)	Capacity (Lbs) (Based for manual operation)	Hub Length (Inches)	Bore ID (Inches)	Bearing ID (Inches)	Approx. Wt. (Lbs)	Wheel Number Roller Bearing (01)
4	1-1/2	500	1-27/32	1-1/16	3/4	3/4		TS0410112
4	1-7/8	800	2-13/32	1-3/16	3/4	1		TS0420112
4	2	1000	2-3/16	1-3/16	1/2	1-3/4		TH0420108
4	2	1000	2-3/16	1-3/16	5/8	1-3/4		TH0420110
4	2	1000	2-3/16	1-3/16	3/4	1-3/4		TH0420112~
5	1-1/2	500	1-27/32	1-1/16	3/4	1-1/4		TS0510112~
5	1-7/8	1000	2-13/32	1-3/16	3/4	1-1/2		TS0520112
5	2	1200	2-3/16	1-3/16	1/2	2-1/4		TH0520108
5	2	1200	2-3/16	1-3/16	5/8	2-1/4		TH0520110
5	2	1200	2-3/16	1-3/16	3/4	2-1/4		TH0520112~
6	1-1/2	500	1-27/32	1-3/16	3/4	1-1/4		TS0610112
6	1-7/8	1200	2-13/32	1-3/16	3/4	1-3/4		TS0620112
6	2	1500	2-3/16	1-3/16	1/2	3		TH0620108
6	2	1500	2-3/16	1-3/16	5/8	3		TH0620110
6	2	1500	2-3/16	1-3/16	3/4	3		TH0620112~
8	1-7/8	1400	2-13/32	1-3/16	3/4	4		TS0820112

~ Wheels are complete with spanner bushing and nylon sealed retaining/thrust washer.

# TL Laminated Phenolic Wheels



Laminated tread is highly resistant to chipping or fraying. Wheels are molded of heavy macerated or chopped cotton denim, impregnated with phenolic resin and formed in close fitting molds under high pressure and temperature. They are non-marking and excellent load carriers. Color is brown with black core. See TM section for features and options.

	Wheel Diameter (Inches)	Tread Width (Inches)	Capacity (Lbs) (Based for manual operation)	Hub Length (Inches)	Bore ID (Inches)	Bearing ID (Inches)	Approx. Wt. (Lbs)	Wheel Number Tapered Roller (09)
6	5	8000	5-1/2	1-1/16	1	15-1/2		TL0680916
6	5	8000	5-1/2	1-3/16	1-1/4	15-1/2		TL0680920

Other sizes available, consult factory.

# TM

## phenolic Wheels



Wheels are molded of heavy macerated or chopped cotton denim, impregnated with phenolic resin and formed in close fitting molds under high pressure and temperature. They are non-marking and excellent load carriers.

### FEATURES

- **Wheel face:** Moderate crown
- **Finish:** Black
- **Temperature Range:** -65°F to +250°F (300°F intermittent)
- **Hardness:** Rockwell 102 E

### WHEEL OPTIONS

- Note: Select bearings featured are recommended for standard applications. For special applications or alternate bearings consult factory. See bearing information on page 13.
- For customization & special application options, please consult factory.

# TR

## Heat Resistant phenolic



Similar to TM wheels, but temperature range increases to up to +475°F continuous use, +525°F intermittent use. Color is reddish green. See TM section for features and options. To order TR wheels change TM wheel number to **TR**. Example: TR1040116. Capacities are reduced – consult factory.

Wheel Diameter (Inches)	Tread Width (Inches)	Capacity (Lbs) <small>(Rate for normal operation)</small>	Hub Length (Inches)	Bore ID (Inches)	Bearing ID (Inches)	Approx. Wt. (Lbs)	Wheel Number Roller Bearing (01)	Wheel Number Tapered Roller (09)
3	1-1/4	400	1-3/8	1-1/16	1/2	1/2	TM0300108	
3-1/4	1-1/2	600	1-5/8	1-3/16	1/2	3/4	TM0310108	
3-1/4	1-1/2	600	1-5/8	1-3/16	5/8	3/4	TM0310110	
3-1/4	1-1/2^	600	1-5/8	1-3/16	3/4	3/4	TM0310112~	
3-1/4	2	700	2-3/16	1-3/16	1/2	1-1/4	TM0320108	
3-1/4	2	700	2-3/16	1-3/16	5/8	1-1/4	TM0320110	
3-1/4	2	700	2-3/16	1-3/16	3/4	1-1/4	TM0320112~	
3-1/2	1-1/4	400	1-3/8	1-1/16	1/2	3/4	TM03X0108	
4	1-1/4	400	1-3/8	1-1/16	1/2	3/4	TM0400108	
4	1-1/2	600	1-5/8	1-3/16	1/2	1	TM0410108	
4	1-1/2	600	1-5/8	1-3/16	5/8	1	TM0410110	
4	1-1/2^	600	1-5/8	1-3/16	3/4	1	TM0410112~	
4	2	800	2-3/16	1-3/16	1/2	1-1/2	TM0420108	
4	2	800	2-3/16	1-3/16	5/8	1-1/2	TM0420110	
4	2	800	2-3/16	1-3/16	3/4	1-1/2	TM0420112~	
5	1-1/4	400	1-3/8	1-1/16	1/2	1-1/4	TM0500108	
5	1-1/2	600	1-5/8	1-3/16	1/2	1-1/2	TM0510108	
5	1-1/2	600	1-5/8	1-3/16	5/8	1-1/2	TM0510110	
5	1-1/2^	600	1-5/8	1-3/16	3/4	1-1/2	TM0510112~	
5	2	1000	2-3/16	1-3/16	1/2	1-3/4	TM0520108	
5	2	1000	2-3/16	1-3/16	5/8	1-3/4	TM0520110	
5	2	1000	2-3/16	1-3/16	3/4	1-3/4	TM0520112~	
6	1-1/2	800	1-5/8	1-3/16	1/2	1-1/2	TM0610108	
6	1-1/2	800	1-5/8	1-3/16	5/8	1-1/2	TM0610110	
6	1-1/2^	800	1-5/8	1-3/16	3/4	1-1/2	TM0610112~	
6	2	1200	2-3/16	1-3/16	1/2	2-1/2	TM0620108	
6	2	1200	2-3/16	1-3/16	5/8	2-1/2	TM0620110	
6	2	1200	2-3/16	1-3/16	3/4	2-1/2	TM0620112~	
6	2-1/2	1600	3-1/4	1-15/16	1	4-1/2	TM0640116	
6	2-1/2	1600	3-1/4	1-15/16	1-1/4	4-1/2	TM0640120	
6	2-1/2	1600	2-3/4	1-15/16	1	4-1/4	TM0640516	
6	2-1/2	1600	2-3/4	1-3/16	3/4	3-1/2	TM0640712	
6	2-1/2	1600	3-1/2	1-15/16	3/4	4-1/4		TM0640912
6	3	2000	3-1/4	1-3/16	1	5	TM0650116	
6	3	2000	3-1/4	1-3/16	1-1/4	5	TM0650120	
6	3	2000	3-1/2	1-3/16	3/4	4-3/4		TM0650912
6	3	2000	3-1/2	1-3/16	1	4-3/4		TM0650916
6	3	2000	3-1/2	1-1/16	1-1/4	4-3/4		TM0650920
7	3	2200	3-1/4	1-15/16	1	6-1/2	TM0750116	
7	3	2200	3-1/4	1-15/16	1-1/4	6-1/2	TM0750120	
7	3	2200	3-1/2	1-15/16	3/4	6-1/4		TM0750912
7	3	2200	3-1/2	2	1	6-1/4		TM0750916
7	3	2200	3-1/2	2-11/32	1-1/4	6-1/4		TM0750920
8	2	1400	2-3/16	1-3/16	5/8	4	TM0820110	
8	2	1400	2-3/16	1-3/16	3/4	4	TM0820112~	
8	2-1/2	2000	3-1/4	1-15/16	1	6-1/4	TM0840116	
8	2-1/2	2000	3-1/4	1-15/16	1-1/4	6-1/4	TM0840120	
8	2-1/2	1800	2-3/4	1-15/16	1	5-3/4	TM0840516	
8	2-1/2	1600	2-3/4	1-3/16	3/4	5-1/4	TM0840712	
8	2-1/2	2000	3-1/2	1-15/16	3/4	6		TM0840912
8	2-1/2	2000	3-1/2	2	1	6		TM0840916
8	3	2500	3-1/4	1-15/16	1	7-1/4	TM0850116	
8	3	2500	3-1/4	1-15/16	1-1/4	7-1/4	TM0850120	
8	3	2500	3-1/2	1-15/16	3/4	7		TM0850912
8	3	2500	3-1/2	2	1	7		TM0850916
8	3	2500	3-1/2	2-11/32	1-1/4	7		TM0850920
8	6**	5000	6-1/2	2-11/32	1-1/4	15-1/2		TM0890920

~ Wheels are complete with spanner bushing and nylon sealed retaining/thrust washer.

^ 27/16" spanner and spacers included.

\*\*Specially machined wheel built from 2 modified 3" tread width wheels.

PHENOLIC WHEELS • UP TO 8000

Continued next page.



TM Continued

## TR Heat Resistant Phenolic



Similar to TM wheels, but temperature range increases to up to +475°F continuous use, +525°F intermittent use. Color is reddish green. See TM section for features and options. To order TR wheels change TM wheel number to **TR**. Example: **TR1040116**. Capacities are reduced – consult factory.

	Wheel Diameter (Inches)	Tread Width (Inches)	Capacity (Lbs) (Based on normal operation)	Hub Length (Inches)	Bore ID (Inches)	Bearing ID (Inches)	Approx. Wt. (Lbs)	Wheel Number Roller Bearing (01)	Wheel Number Tapered Roller (09)
10	2-1/2	2500	3-1/4	1-15/16	1	7-3/4		<b>TM1040116</b>	
10	2-1/2	2500	3-1/4	1-15/16	1-1/4	7-3/4		<b>TM1040120</b>	
10	2-1/2	2500	2-3/4	1-15/16	1	7-1/2		<b>TM1040516</b>	
10	2-1/2	2500	2-3/4	1-3/16	3/4	7		<b>TM1040712</b>	
10	3	2900	3-1/4	1-15/16	1	9-3/4		<b>TM1050116</b>	
10	3	2900	3-1/4	1-15/16	1-1/4	9-3/4		<b>TM1050120</b>	
10	3	2900	3-1/2	1-15/16	3/4	9-1/2			<b>TM1050912</b>
10	3	2900	3-1/2	2	1	9-1/2			<b>TM1050916</b>
10	3	2900	3-1/2	2-11/32	1-1/4	9-1/2			<b>TM1050920</b>
10	6**	5800	6-1/2	2-11/32	1-1/4	20-1/2			<b>TM1090920</b>
12	2-1/2	3000	3-1/4	1-15/16	1	11-3/4		<b>TM1240116</b>	
12	2-1/2	3000	3-1/4	1-15/16	1-1/4	11-3/4		<b>TM1240120</b>	
12	2-1/2	1800	2-3/4	1-15/16	1	11-1/4		<b>TM1240516</b>	
12	3	3500	3-1/4	1-15/16	1	12-3/4		<b>TM1250116</b>	
12	3	3500	3-1/4	1-15/16	1-1/4	12-3/4		<b>TM1250120</b>	
12	3	3500	3-1/2	1-15/16	3/4	12-1/2			<b>TM1250912</b>
12	3	3500	3-1/2	2	1	12-1/2			<b>TM1250916</b>
12	3	3500	3-1/2	2-11/32	1-1/4	12-1/2			<b>TM1250920</b>
12	3-1/2	4000	4-1/4	2-7/16	1-1/4	23-1/2		<b>TM1260120</b>	
12	3-1/2	4000	4-1/4	2-7/16	1-1/2	23-1/2		<b>TM1260124</b>	
12	3-1/2	4000	4-1/2	2-7/16	1	23			<b>TM1260916</b>
12	3-1/2	4000	4-1/2	2-7/16	1-1/4	23			<b>TM1260920</b>
12	4	8000	4-1/2	2-11/32	1-1/4	26-1/4			<b>TM1270920</b>
16	3	4000	4-1/4	2-7/16	1-1/4	25		<b>TM1650120</b>	
16	3	4000	4-1/4	2-7/16	1-1/2	25		<b>TM1650124</b>	
16	3	4000	4-1/2	2-7/16	1-1/4	25-3/4			<b>TM1650920</b>
16	4	8000	5-1/4	2-7/16	1-1/4	35-3/4		<b>TM1670120</b>	
16	4	8000	5-1/4	2-7/16	1-1/2	35-3/4		<b>TM1670124</b>	
16	4	8000	5-1/2	2-7/16	1-1/4	34-1/4			<b>TM1670920</b>
18	3	3500	3-1/4	1-15/16	1	23-3/4		<b>TM1850116</b>	
18	3	3500	3-1/4	1-15/16	1-1/4	23-3/4		<b>TM1850120</b>	

~ Wheels are complete with spanner bushing and nylon sealed retaining/thrust washer.

^ 27/16" spanner and spacers included.

\*\*Specially machined wheel built from 2 modified 3" tread width wheels.

# GP **Fiberglass Filled polypropylene**



A new innovative wheel featuring heavy-duty reinforced fiberglass filled polypropylene. Our test data shows that it last three times longer than the competition. Wheel has excellent mobility under heavy load and resists many features excellent chemical resistance.

**FEATURES**

- **Wheel face:** Moderate crown
- **Finish:** Black
- **Temperature Range:** -20 to +250°F
- **Hardness:** 65 Shore D

**WHEEL OPTIONS**

- Note: Select bearings featured are recommended for standard applications. For special applications or alternate bearings consult factory. See bearing information on page 13.
- For customization & special application options, please consult factory.

Wheel Diameter (Inches)	Tread Width (Inches)	Capacity (Lbs) (Rated for normal operation)	Hub Length (Inches)	Bore ID (Inches)	Bearing ID (Inches)	Approx. Wt. (Lbs)	Wheel Number Roller Bearing (01)	Wheel Number Pedestal Precision Ball (29)*	Wheel Number Delrion Bearing (51)
4	2	800	2-3/16	1-3/16	3/4	1	GP0420112		
4	2	800	2-3/16	1-3/16	1/2	1		GP0422908	GP0425108
5	2	1000	2-3/16	1-3/16	3/4	1	GP0520112		
5	2	1000	2-3/16	1-3/16	1/2	1		GP0522908	GP0525108
6	2	1200	2-3/16	1-3/16	3/4	1-1/8	GP0620112		
6	2	1200	2-3/16	1-3/16	1/2	1-1/8		GP0622908	GP0625108
8	2	1400	2-3/16	1-3/16	3/4	1-3/8	GP0820112		
8	2	1400	2-3/16	1-3/16	1/2	1-3/8		GP0822908	GP0825108

Question: **What Happens When Albion's "Mad Engineers" Mix Polypropylene and Fiberglass?**

Answer: *A wheel that lasts 3 times longer than the competition*

**ALBION**

www.albioninc.com

# IB **polypropylene**



Empire caster wheel is economical and ready to ship.

**FEATURES**

- **Wheel face:** Molded with a crown
- **Finish:** Black

# EMPIRE™ Casters & Wheels

Wheel Diameter (Inches)	Tread Width (Inches)	Capacity (Lbs) (Rated for normal operation)	Hub Length (Inches)	Bore ID (Inches)	Bearing ID (Inches)	Approx. Wt. (Lbs)	Wheel Number Roller Bearing (01)	Wheel Number Pedestal Precision Ball (29)*	Wheel Number Delrion Bearing (51)
4	2	400	2-3/16	1-3/16	3/4	1	IB0420112		
4	2	400	2-3/16	1-3/16	1/2	1		IB0422908	IB0425108
5	2	500	2-3/16	1-3/16	3/4	1-1/4	IB0520112		
5	2	500	2-3/16	1-3/16	1/2	1-1/4		IB0522908	IB0525108
6	2	700	2-3/16	1-3/16	3/4	1-1/2	IB0620112		
6	2	700	2-3/16	1-3/16	1/2	1-1/2		IB0622908	IB0625108
8	2	900	2-3/16	1-3/16	3/4	1-3/4	IB0820112		
8	2	900	2-3/16	1-3/16	1/2	1-3/4		IB0822908	IB0825108

- **Economical**
- **Ready to Ship**

Wheels used for 15 and 60 Series Empire Casters



15 Series

60 Series

# ALBION®

Item	Page
Polyurethane Professional . . . . .	163
Introduction	
Vulkollan® Polyurethane Wheels . . . .	164
Introduction	
 VY Vulkollan® Polyurethane on . . . .	165
Cast Iron Wheels	
Capacities to 6925 lbs.	
 VX Vulkollan® Thick Tread . . . . .	166
Polyurethane on Cast Iron Wheels,	
Capacities to 5000 lbs.	
 PY/PH Polyurethane on Cast Iron . . .	167-168
Wheels, Capacities to 8400 lbs.	
 PX Thick Tread Polyurethane . . . . .	169
on Cast Iron Wheels	
Capacities to 7700 lbs.	
 PA/PD Polyurethane on . . . . .	170
Aluminum Core	
Capacities to 7500 lbs.	
 PM Round Tread Polyurethane on . .	171
Aluminum Core	
Capacities to 1500 lbs.	
 XV V-Groove Polyurethane . . . . .	171
Capacities to 300 lbs.	
 XI X-treme® Solid Elastomer Wheel .	172
Capacities to 1000 lbs.	

Item	Page
 XP X-treme® Plus Solid Elastomer . .	172
Wheel, Capacities to 2500 lbs.	
 OG Press-On Polyurethane Tires . . .	173-174
Capacities to 9660 lbs.	
 OG Press-On Mini Polyurethane . . .	175
Wheels, Capacities to 6600 lbs.	
 XA Polyurethane on Polypropylene .	176
Core Wheels, Capacities to 1500 lbs.	
 XA Light Duty Polyurethane on . . . .	176
Polypropylene Core Wheels	
Capacities to 440 lbs.	
 XB Polyurethane Shopping Cart . . .	176
Wheels, Capacities to 350 lbs.	
 PI Economical Polyurethane on . . . .	177
Cast Iron Wheels	
Capacities to 3500 lbs.	
 IX Empire Economical Polyurethane .	178
on Polypropylene Flat Tread	
Capacities to 900 lbs.	
 IZ Empire Economical Polyurethane .	178
on Polypropylene Round Tread	
Capacities to 800 lbs. <b>NEW MODEL!</b>	
 IP Empire Economical Polyurethane .	178
on Cast Iron Wheels	
Capacities to 900 lbs.	







# Polyurethane Professionals

## Albion Industries knows polyurethane.

With more than 50 years experience leading the caster and wheel industry, our customers are depending on us to keep business on the move. Although this catalog focuses on our caster and wheel capability, ALBION polyurethane expertise is applied to a wide range of industrial products in a variety of shapes and sizes.



## Polyurethane Core Recycle




Albion can Re-Poly your old polyurethane on metal cores with a new burn-off oven. Consult factory for details.

## Polyurethane Prevenz™

Many polyurethane wheels feature the Prevenz™ antimicrobial option. The EPA registered and FDA compliant antimicrobial additive used in Prevenz™ wheels is designed to suppress the growth of a variety of destructive and odor causing microbes including bacteria, molds, mildew and fungi. These wheels are suitable for a variety of applications including medical equipment, food equipment, pharmaceutical, chemical, meat & poultry, processing plants and more. To order add "PREV" to end of model number.



Without Prevenz™



With Prevenz™

Above photos show the difference in bacterial growth over a seven day incubation period.





**VULKOLLAN®**  
THE ULTIMATE ELASTOMER

**FACT: Only ONE Caster Company In North America Manufactures Wheels Made With Vulkollan® Polyurethane Raw Materials.**

**Aren't You Glad It's ALBION!**

Now the highest quality polyurethane in the world is available from the highest quality caster company in the world. Under a strict licensing agreement with Bayer MaterialScience, ALBION is now the exclusive caster manufacturer of Vulkollan® polyurethane wheels in North America. What does this mean for our customers?

If you are looking for unmatched performance and legendary durability, look to ALBION...your only source for the best polyurethane wheels in the world.

**FEATURES**

The Vulkollan raw materials are superior and the processes take longer, but as you can see from the features, some things are worth waiting for:

- Superior tear resistance
- Superior rebound resilience
- Superior ozone, grease and oils resistance
- Superior dynamic load capacity
- Superior reliability
- Superior wear resistance
- Superior structural strength
- Low permanent deformation
- Reduced downtime and maintenance costs
- Bottom line: wheel may last 40% longer than most polyurethane wheels especially in extreme conditions



You're looking at the only Vulkollan caster wheel manufacturing facility in North America.

**Product Life**

Standard Polyurethane

Vulkollan® Polyurethane Last up to 40% Longer!

**Tear Resistance**

Standard Polyurethane

Vulkollan® Polyurethane is Much Harder to Tear

**Applications**



Vulkollan is a registered trademark of Bayer AG, Germany.



# New! Vulkollan® on Cast Iron

Highest quality polyurethane in the world.

### FEATURES

- **Hardness:** 95 Shore A
- **Wheel Face:** Flat
- **Finish:** Orange/Brown tread on cast iron core

### WHEEL OPTIONS

- Note: Select bearings featured are recommended for standard applications. For special applications or alternate bearings consult factory. See bearing information on page 11.
- For customization & special application options, please consult factory.

*Note: Vulkollan is a registered trademark of Bayer MaterialScience.*

## Vulkollan Value Quotient:

- Highest Quality Polyurethane in the World
- Extremely Durable
- High Load Capacity
- Ergonomic - Easy to Roll
- High Abrasion Resistance

	Wheel Diameter (Inches)	Tread Width (Inches)	Capacity (Lbs) (Based for normal operation)	Hub Length (Inches)	Bore ID (Inches)	Bearing ID (Inches)	Approx. Wt. (Lbs)	Wheel Number Roller Bearing (01,05)	Wheel Number Tapered Bearing (09)	Wheel Number Precision Ball (28)
6	2-1/2	2350	3-1/4	1-15/16	1	10-1/2		VY0640116		
6	2-1/2	2350	3-1/4	1-15/16	1-1/4	10-1/2		VY0640120		
6	2-1/2	2350	2-3/4	1-15/16	1	11		VY0640516		
6	3	3000	3-1/2	2.04	3/4	13-3/4				VY0652812
6	3	3000	3-1/4	1-15/16	1	13-3/4		VY0650116		
6	3	3000	3-1/4	1-15/16	1-1/4	13-3/4		VY0650120		
6	3	3000	3-1/2	1-15/16	3/4	13-1/4			VY0650912	
6	3	3000	3-1/2	1.98	1	13-1/4			VY0650916	
8	2-1/2	2900	3-1/4	1-15/16	1	13		VY0840116		
8	2-1/2	2900	3-1/4	1-15/16	1-1/4	13		VY0840120		
8	2-1/2	2900	2-3/4	1-15/16	1	13		VY0840516		
8	3	4000	3-1/2	2.04	3/4	16				VY0852812
8	3	4000	3-1/2	2-7/16	1	16				VY0852816
8	3	4000	3-1/4	1-15/16	1	16		VY0850116		
8	3	4000	3-1/4	1-15/16	1-1/4	16		VY0850120		
8	3	4000	3-1/2	1-15/16	3/4	15-3/4			VY0850912	
8	3	4000	3-1/2	1.98	1	15-3/4			VY0850916	
8	3	4000	3-1/2	2.33	1-1/4	15-3/4			VY0850920	
8	4	5050	4-1/4	2-7/16	1-1/4	23-3/4		VY0870120		
8	4	5050	4-1/2	2-7/16	1	22-1/2			VY0870916	
8	4	5050	4-1/2	2-7/16	1-1/4	22-1/2			VY0870920	
10	2-1/2	3450	3-1/4	1-15/16	1	17-1/4		VY1040116		
10	2-1/2	3450	3-1/4	1-15/16	1-1/4	17-1/4		VY1040120		
10	2-1/2	3450	2-3/4	1-15/16	1	17-1/2		VY1040516		
10	3	5000	3-1/2	2.04	3/4	20-1/2				VY1052812
10	3	5000	3-1/2	2-7/16	1	20-1/2				VY1052816
10	3	5000	3-1/4	1-15/16	1	20-1/2		VY1050116		
10	3	5000	3-1/4	1-15/16	1-1/4	20-1/2		VY1050120		
10	3	5000	3-1/2	1-15/16	3/4	20			VY1050912	
10	3	5000	3-1/2	1.98	1	20			VY1050916	
10	3	5000	3-1/2	2.33	1-1/4	20			VY1050920	
10	4	6050	4-1/4	2-7/16	1-1/4	30-1/4		VY1070120		
10	4	6050	4-1/2	2-7/16	1	29			VY1070916	
10	4	6050	4-1/2	2-7/16	1-1/4	29			VY1070920	
12	3	5300	3-1/4	1-15/16	1	28-1/4		VY1250116		
12	3	5300	3-1/4	1-15/16	1-1/4	28-1/4		VY1250120		
12	3	5300	3-1/2	1-15/16	3/4	28			VY1250912	
12	3	5300	3-1/2	1.98	1	28			VY1250916	
12	3	5300	3-1/2	2.33	1-1/4	28			VY1250920	
12	4	6925	4-1/4	2-7/16	1-1/4	36-3/4		VY1270120		
12	4	6925	4-1/2	2-7/16	1	35-1/2			VY1270916	
12	4	6925	4-1/2	2-7/16	1-1/4	35-1/2			VY1270920	

**IMPORTANT:** The color of Vulkollan will change over time and exposure to UV rays from an off-white to a very dark brown.

**New! 2" Tread Width  
Models Available!  
Consult Factory.**

# VX New! Thick Tread Vulkollan® on Cast Iron



Highest quality polyurethane in the world.

### FEATURES

- **Hardness:** 95 Shore A
- **Wheel Face:** Flat
- **Finish:** Orange/Brown tread on cast iron core

### WHEEL OPTIONS

- Note: Select bearings featured are recommended for standard applications. For special applications or alternate bearings consult factory. See bearing information on page 11.
- For customization & special application options, please consult factory.

*Note: Vulkollan is a registered trademark of Bayer MaterialScience.*

## Vulkollan Value Quotient:

- **Highest Quality Polyurethane in the World**
- **Extremely Durable**
- **High Load Capacity**
- **Ergonomic - Easy to Roll**
- **High Abrasion Resistance**

	Wheel Diameter (Inches)	Tread Width (Inches)	Capacity (lbs/ft for manual operation)	Hub Length (Inches)	Bore ID (Inches)	Bearing ID (Inches)	Approx. Wt. (Lbs)	Wheel Number Roller Bearing (01,05)	Wheel Number Tapered Bearing (09)	Wheel Number Precision Ball (28)
6	2-1/2	2350	3-1/4	1-15/16	1	10-1/2		VX0640116		
6	2-1/2	2350	3-1/4	1-15/16	1-1/4	10-1/2		VX0640120		
6	2-1/2	2350	2-3/4	1-15/16	1	11		VX0640516		
6	3	3000	3-1/2	2.04	3/4	13-3/4				VX0652812
6	3	3000	3-1/4	1-15/16	1	13-3/4		VX0650116		
6	3	3000	3-1/4	1-15/16	1-1/4	13-3/4		VX0650120		
6	3	3000	3-1/2	1-15/16	3/4	13-1/4			VX0650912	
6	3	3000	3-1/2	1.98	1	13-1/4			VX0650916	
8	2-1/2	2900	3-1/4	1-15/16	1	13		VX0840116		
8	2-1/2	2900	3-1/4	1-15/16	1-1/4	13		VX0840120		
8	2-1/2	2900	2-3/4	1-15/16	1	13		VX0840516		
8	3	4000	3-1/2	2.04	3/4	16				VX0852812
8	3	4000	3-1/4	1-15/16	1	16		VX0850116		
8	3	4000	3-1/4	1-15/16	1-1/4	16		VX0850120		
8	3	4000	3-1/2	1-15/16	3/4	15-3/4			VX0850912	
8	3	4000	3-1/2	1.98	1	15-3/4			VX0850916	
8	3	4000	3-1/2	2.33	1-1/4	15-3/4			VX0850920	
10	2-1/2	3450	3-1/4	1-15/16	1	17-1/4		VX1040116		
10	2-1/2	3450	3-1/4	1-15/16	1-1/4	17-1/4		VX1040120		
10	2-1/2	3450	2-3/4	1-15/16	1	17-1/2		VX1040516		
10	3	5000	3-1/2	2.04	3/4	20-1/2				VX1052812
10	3	5000	3-1/4	1-15/16	1	20-1/2		VX1050116		
10	3	5000	3-1/4	1-15/16	1-1/4	20-1/2		VX1050120		
10	3	5000	3-1/2	1-15/16	3/4	20			VX1050912	
10	3	5000	3-1/2	1.98	1	20			VX1050916	
10	3	5000	3-1/2	2.33	1-1/4	20			VX1050920	

**IMPORTANT:** The color of Vulkollan will change over time and exposure to UV rays from an off-white to a very dark brown.

# PY/PH Polyurethane on Cast Iron Core



Composed of a polyurethane elastomer, open cast or injection molded, on clean, close tolerance cores. Polyurethane tread is chemically bonded to a cast iron core. High capacity polyurethane protects floors, is non-marking and delivers quieter operation than standard metal wheels.

## FEATURES

- **Hardness:** 95 Shore A
- **Wheel Face:** Available in flat or crown tread
- **Finish:** Green tread on black core
- **Temperature Range:** -40 degrees up to +180 degrees Fahrenheit

## WHEEL OPTIONS

- Prevenz™ Antimicrobial wheel specify **PREV**
- **80 Shore A** durometer option available (15% capacity reduction) Butterscotch tread on black core.
- **70 Shore D** durometer option available (20% capacity increase) Black tread on black core.
- Note: Select bearings featured are recommended for standard applications. For special applications or alternate bearings consult factory. See bearing information on page 11.
- For customization & special application options, please consult factory.



70 Shore D Models

80 Shore A Models

Wheel Diameter (Inches)	Tread Width (Inches)	Capacity (LBS) (Max for manual operation)	Hub Length (Inches)	Bore ID (Inches)	Bearing ID (Inches)	Approx. Wt. (LBS)	Wheel Number Roller Bearing (01)	Wheel Number Tapered Roller Bearing (09)
3-1/4	1-5/8	420	1-5/8	1-3/16	1/2	1	PY0310108	
3-1/4	1-5/8	420	1-5/8	1-3/16	5/8	1	PY0310110	
3-1/4	1-5/8^	420	1-5/8	1-3/16	3/4	1	PY0310112~	
3-1/4	2-3/16	540	2-3/16	1-3/16	1/2	1-1/4	PY0320108	
3-1/4	2-3/16	540	2-3/16	1-3/16	5/8	1-1/4	PY0320110	
3-1/4	2-3/16	540	2-3/16	1-3/16	3/4	1-1/4	PY0320112~	
3-1/4	3-1/4	850	3-1/4	1-15/16	1	3	PY0350116	
3-1/4	3-1/4	850	3-1/4	1-15/16	1-1/4	3	PY0350120	
3-1/4	4-1/4	1100	4-1/4	1-15/16	1	3-3/4	PY0370116	
3-1/4	4-1/4	1100	4-1/4	1-15/16	1-1/4	3-3/4	PY0370120	
3-1/4	4-1/4	1100	4-1/2	1-15/16	3/4	3-3/4		PY0370912
5	2-1/2	1290	2-3/4	1-15/16	1	8	PY0540516	
5	2-1/2	1290	3-1/4	1-15/16	1	8-1/2	PY0540116	
5	2-1/2	1290	3-1/4	1-15/16	1-1/4	8-1/2	PY0540120	
5	3	1530	3-1/4	1-15/16	1	9	PY0550116	
5	3	1530	3-1/4	1-15/16	1-1/4	9	PY0550120	
5	3	1530	3-1/2	1-15/16	3/4	8-1/2		PY0550912
6	1-1/2	840	1-5/8	1-3/16	1/2	4	PY0610108	
6	1-1/2	840	1-5/8	1-3/16	5/8	4	PY0610110	
6	1-1/2^	840	1-5/8	1-3/16	3/4	4	PY0610112~	
6	2	1230	2-3/16	1-7/16	7/8	6	PH0620114	
6	2	1230	2-3/16	1-7/16	1	6	PH0620116	
6	2-1/2	1620	2-3/4	1-3/16	3/4	6-3/4	PY0640712	
6	2-1/2	1620	2-3/4	1-15/16	1	11	PY0640516	
6	2-1/2	1620	3-1/4	1-15/16	1	10-1/2	PY0640116	
6	2-1/2	1620	3-1/4	1-15/16	1-1/4	10-1/2	PY0640120	
6	2-1/2	1620	3-1/2	1-15/16	3/4	10-1/2		PY0640912
6	3	2040	3-1/4	1-15/16	1	13-3/4	PY0650116	
6	3	2040	3-1/4	1-15/16	1-1/4	13-3/4	PY0650120	
6	3	2040	3-1/2	1-15/16	3/4	13-1/4		PY0650912
6	3	2040	3-1/2	1.98	1	13-1/4		PY0650916
8	2-1/2	2010	3-1/4	1-15/16	1	13	PY0840116	
8	2-1/2	2010	3-1/4	1-15/16	1-1/4	13	PY0840120	
8	2-1/2	1800	2-3/4	1-15/16	1	13	PY0840516	
8	2-1/2	1600	2-3/4	1-3/16	3/4	9-3/4	PY0840712	
8	2-1/2	2010	3-1/2	1-15/16	3/4	12-3/4		PY0840912
8	3	2520	3-1/4	1-15/16	1	16	PY0850116	
8	3	2520	3-1/4	1-15/16	1-1/4	16	PY0850120	
8	3	2520	3-1/2	1-15/16	3/4	15-3/4		PY0850912
8	3	2520	3-1/2	1.98	1	15-3/4		PY0850916
8	3	2520	3-1/2	2.33	1-1/4	15-3/4		PY0850920
8	3	2520	3-1/4	2-7/16	1-1/4	15-1/2	PH0850120	
8	3	2520	3-1/4	2-7/16	1-1/2	15-1/2	PH0850124	
8	4	3500	4-1/4	2-7/16	1-1/4	23-3/4	PY0870120	
8	4	3500	4-1/4	2-7/16	1-1/2	23-3/4	PY0870124	
8	4	3500	4-1/2	2-7/16	1	22-1/2		PY0870916
8	4	3500	4-1/2	2-7/16	1-1/4	22-1/2		PY0870920
10	2-1/2	2370	3-1/4	1-15/16	1	17-1/4	PY1040116	
10	2-1/2	2370	3-1/4	1-15/16	1-1/4	17-1/4	PY1040120	
10	2-1/2	2370	2-3/4	1-15/16	1	17-1/2	PY1040516	
10	3	3000	3-1/4	1-15/16	1	20-1/2	PY1050116	
10	3	3000	3-1/4	1-15/16	1-1/4	20-1/2	PY1050120	
10	3	3000	3-1/2	1-15/16	3/4	20		PY1050912
10	3	3000	3-1/2	1.98	1	20		PY1050916
10	3	3000	3-1/2	2.33	1-1/4	20		PY1050920
10	3	3000	3-1/4	2-7/16	1-1/4	19-3/4	PH1050120	
10	3	3000	3-1/4	2-7/16	1-1/2	19-3/4	PH1050124	
10	4	4200	4-1/4	2-7/16	1-1/4	30-1/4	PY1070120	

~ Wheels are complete with spanner bushing and nylon sealed retaining thrust washer.  
^ 2/16" spanner and spacers included.

**PY**

PY/PH Continued



**Prevenz™ Antimicrobial  
Available on all Models**



**We can help you recycle old polyurethane on metal cores. Consult factory for details.**

	<b>Wheel Diameter</b> (Inches)	<b>Tread Width</b> (Inches)	<b>Capacity (Lbs)</b> (Rate for manual operation)	<b>Hub Length</b> (Inches)	<b>Bore ID</b> (Inches)	<b>Bearing ID</b> (Inches)	<b>Approx. Wt.</b> (Lbs)	<b>Wheel Number Roller Bearing (01)</b>	<b>Wheel Number Tapered Roller Bearing (09)</b>
10	4	4200	4-1/4	2-7/16	1-1/2	30-1/4	<b>PY1070124</b>		
10	4	4200	4-1/2	2-7/16	1	29		<b>PY1070916</b>	
10	4	4200	4-1/2	2-7/16	1-1/4	29		<b>PY1070920</b>	
10	5	5000	5-1/4	2-7/16	1-1/4	41-1/4	<b>PY1080120</b>		
10	5	5000	5-1/4	2-7/16	1-1/2	41-1/4	<b>PY1080124</b>		
10	5	5000	5-1/2	2-7/16	1	39-1/4		<b>PY1080916</b>	
10	5	5000	5-1/2	2-7/16	1-1/4	39-1/4		<b>PY1080920</b>	
12	2-1/2	2700	3-1/4	1-15/16	1	22-3/4	<b>PY1240116</b>		
12	2-1/2	2700	3-1/4	1-15/16	1-1/4	22-3/4	<b>PY1240120</b>		
12	2-1/2	2700	2-3/4	1-15/16	1	22	<b>PY1240516</b>		
12	3	3420	3-1/4	1-15/16	1	28-1/4	<b>PY1250116</b>		
12	3	3420	3-1/4	1-15/16	1-1/4	28-1/4	<b>PY1250120</b>		
12	3	3420	3-1/2	1-15/16	3/4	28		<b>PY1250912</b>	
12	3	3420	3-1/2	1.98	1	28		<b>PY1250916</b>	
12	3	3420	3-1/2	2.33	1-1/4	28		<b>PY1250920</b>	
12	3	3420	3-1/4	2-7/16	1-1/4	27-1/2	<b>PH1250120</b>		
12	3	3420	3-1/4	2-7/16	1-1/2	27-1/2	<b>PH1250124</b>		
12	3-1/2	4110	4-1/4	2-7/16	1-1/4	31-1/2	<b>PY1260120</b>		
12	3-1/2	4110	4-1/4	2-7/16	1-1/2	31-1/2	<b>PY1260124</b>		
12	3-1/2	4110	4-1/2	2-7/16	1	30-1/2		<b>PY1260916</b>	
12	3-1/2	4110	4-1/2	2-7/16	1-1/4	30-1/2		<b>PY1260920</b>	
12	4	4800	4-1/4	2-7/16	1-1/4	36-3/4	<b>PY1270120</b>		
12	4	4800	4-1/4	2-7/16	1-1/2	36-3/4	<b>PY1270124</b>		
12	4	4800	4-1/2	2-7/16	1	35-1/2		<b>PY1270916</b>	
12	4	4800	4-1/2	2-7/16	1-1/4	35-1/2		<b>PY1270920</b>	
12	5	6000	5-1/4	2-7/16	1-1/4	48	<b>PY1280120</b>		
12	5	6000	5-1/4	2-7/16	1-1/2	48	<b>PY1280124</b>		
12	5	6000	5-1/2	2-7/16	1	47		<b>PY1280916</b>	
12	5	6000	5-1/2	2-7/16	1-1/4	47		<b>PY1280920</b>	
14	4	5000	4-1/4	2-7/16	1-1/4	48-1/2	<b>PY1470120</b>		
14	4	5000	4-1/4	2-7/16	1-1/2	48-1/2	<b>PY1470124</b>		
14	4	5000	4-1/2	2-7/16	1	47-1/2		<b>PY1470916</b>	
14	4	5000	4-1/2	2-7/16	1-1/4	47-1/2		<b>PY1470920</b>	
16	3	4260	4-1/4	2-7/16	1-1/4	51	<b>PY1650120</b>		
16	3	4260	4-1/4	2-7/16	1-1/2	51	<b>PY1650124</b>		
16	3	4260	4-1/2	2-7/16	1	49-3/4		<b>PY1650916</b>	
16	3	4260	4-1/2	2-7/16	1-1/4	49-3/4		<b>PY1650920</b>	
16	4	5970	5-1/4	2-7/16	1-1/4	65	<b>PY1670120</b>		
16	4	5970	5-1/4	2-7/16	1-1/2	65	<b>PY7670124</b>		
16	4	5970	5-1/4	3-1/16	1-3/4	65	<b>PY1670128</b>		
16	4	5970	5-1/2	2-7/16	1-1/4	63		<b>PY1670920</b>	
16	5	7700	5-1/4	2-7/16	1-1/4	85	<b>PY1680120</b>		
16	5	7700	5-1/4	2-7/16	1-1/2	85	<b>PY1680124</b>		
16	5	7700	5-1/4	3-1/16	1-3/4	85	<b>PY1680128</b>		
16	5	7700	5-1/4	3-1/4	2	85	<b>PY1680132</b>		
16	5	7700	5-1/2	2-7/16	1-1/4	85		<b>PY1680920</b>	
18	3	4600	4-1/4	2-7/16	1-1/4	59	<b>PY1850120</b>		
18	3	4600	4-1/4		1-1/2	59	<b>PY1850124</b>		
18	3	4600	4-1/2	2-7/16	1-1/4	57-3/4		<b>PY1850920</b>	
18	4	6500	5-1/4	2-7/16	1-1/4	83	<b>PY1870120</b>		
18	4	6500	5-1/4		1-1/2	83	<b>PY1870124</b>		
18	4	6500	5-1/2	2-7/16	1-1/4	81-3/4		<b>PY1870920</b>	
18	5	8400	5-1/4	2-7/16	1-1/2	89	<b>PY1880124</b>		
18	5	8400	5-1/4	3-1/16	1-3/4	89	<b>PY1880128</b>		
18	5	8400	5-1/4	3-1/4	2	89	<b>PY1880132</b>		
18	5	8400	5-1/2	2-9/16	1-1/2	87-3/4		<b>PY1880924</b>	

~ Wheels are complete with spanner bushing and nylon sealed retaining thrust washer.  
^ 27/16" spanner and spacers included.

# PX Thick Tread Polyurethane on Cast Iron Core



Composed of a polyurethane elastomer, open cast or injection molded, on clean, close tolerance cores. Polyurethane tread is chemically bonded to a cast iron core. High capacity polyurethane protects floors, is non-marking and delivers quieter operation than standard metal wheels.

## FEATURES


- **Hardness:** 95 Shore A
- **Wheel Face:** Available in flat or crown tread
- **Finish:** Green tread on black core
- **Temperature Range:** -40 degrees up to +180 degrees Fahrenheit

## WHEEL OPTIONS

- Prevenz™ Antimicrobial wheel specify **PREV.**
- **80 Shore A** durometer option available (15% capacity reduction). Provides more debris resistance. Butterscotch tread on black core.
- **70 Shore D** durometer option available (20% capacity increase). Black tread on black core.
- **Note:** Select bearings featured are recommended for standard applications. For special applications or alternate bearings consult factory. See bearing information on page 11.
- For customization & special application options, please consult factory.



Prevenz™ Antimicrobial Available on all Models



70 Shore D Models

80 Shore A Models

Wheel Diameter (Inches)	Tread Width (Inches)	Capacity (Lbs) (rated for normal operation)	Hub Length (Inches)	Bore ID (Inches)	Bearing ID (Inches)	Approx. Wt. (Lbs)	Wheel Number Roller Bearing (01)	Wheel Number Tapered Roller Bearing (09)
6	3	2040	3-1/4	1-15/16	1	13-3/4	PX0650116	
6	3	2040	3-1/4	1-15/16	1-1/4	13-3/4	PX0650120	
6	3	2040	3-1/2	1-15/16	3/4	13-1/4		PX0650912
6	3	2040	3-1/2	1.98	1	13-1/4		PX0650916
8	2-1/2	2010	3-1/4	1-15/16	1	13	PX0840116	
8	2-1/2	2010	3-1/4	1-15/16	1-1/4	13	PX0840120	
8	2-1/2	2010	3-1/2	1-15/16	3/4	12-3/4		PX0840912
8	3	2520	3-1/4	1-15/16	1	16	PX0850116	
8	3	2520	3-1/4	1-15/16	1-1/4	16	PX0850120	
8	3	2520	3-1/2	1-15/16	3/4	15-3/4		PX0850912
8	3	2520	3-1/2	1.98	1	15-3/4		PX0850916
8	4	3500	4-1/4	2-7/16	1-1/4	23-3/4	PX0870120	
8	4	3500	4-1/4	2-7/16	1-1/2	23-3/4	PX0870124	
8	4	3500	4-1/2	2-7/16	1	22-1/2		PX0870916
8	4	3500	4-1/2	2-7/16	1-1/4	22-1/2		PX0870920
10	2-1/2	2370	3-1/4	1-15/16	1	17-1/4	PX1040116	
10	2-1/2	2370	3-1/4	1-15/16	1-1/4	17-1/4	PX1040120	
10	3	3000	3-1/4	1-15/16	1	20-1/2	PX1050116	
10	3	3000	3-1/4	1-15/16	1-1/4	20-1/2	PX1050120	
10	3	3000	3-1/2	1-15/16	3/4	20		PX1050912
10	3	3000	3-1/2	1.98	1	20		PX1050916
10	3	3000	3-1/2	2.33	1-1/4	20		PX1050920
10	4	4200	4-1/4	2-7/16	1-1/4	30-1/4	PX1070120	
10	4	4200	4-1/4	2-7/16	1-1/2	30-1/4	PX1070124	
10	4	4200	4-1/2	2-7/16	1	29		PX1070916
10	4	4200	4-1/2	2-7/16	1-1/4	29		PX1070920
10	5	5000	5-1/4	2-7/16	1-1/4	41-1/4	PX1080120	
10	5	5000	5-1/4	2-7/16	1-1/2	41-1/4	PX1080124	
10	5	5000	5-1/2	2-7/16	1	39-1/4		PX1080916
10	5	5000	5-1/2	2-7/16	1-1/4	39-1/4		PX1080920
12	3	3420	3-1/4	1-15/16	1	28-1/4	PX1250116	
12	3	3420	3-1/4	1-15/16	1-1/4	28-1/4	PX1250120	
12	3	3420	3-1/2	1-15/16	3/4	28		PX1250912
12	3	3420	3-1/2	1.98	1	28		PX1250916
12	3	3420	3-1/2	2.33	1-1/4	28		PX1250920
12	4	4800	4-1/2	2-7/16	1-1/4	36-3/4	PX1270120	
12	4	4800	4-1/4	2-7/16	1-1/2	36-3/4	PX1270124	
12	4	4800	4-1/2	2-7/16	1	35-1/2		PX1270916
12	4	4800	4-1/2	2-7/16	1-1/4	35-1/2		PX1270920
12	5	6000	5-1/4	2-7/16	1-1/4	48	PX1280120	
12	5	6000	5-1/4	2-7/16	1-1/2	48	PX1280124	
12	5	6000	5-1/2	2-7/16	1	47		PX1280916
12	5	6000	5-1/2	2-7/16	1-1/4	47		PX1280920
12	6	7500	6-1/2	2.33	1-1/4	25-3/4		PX1290920
16	3	4260	4-1/4	2-7/16	1-1/4	51	PX1650120	
16	3	4260	4-1/4	2-7/16	1-1/2	51	PX1650124	
16	3	4260	4-1/2	2-7/16	1	49-3/4		PX1650916
16	3	4260	4-1/2	2-7/16	1-1/4	49-3/4		PX1650920
16	4	5970	4-1/4	2-7/16	1-1/4	65	PX1670120	
16	4	5970	4-1/4	2-7/16	1-1/2	65	PX1670124	
16	4	5970	4-1/2	2-7/16	1-1/4	63		PX1670920
16	5	7700	5-1/4	2-7/16	1-1/4	85	PX1680120	
16	5	7700	5-1/4	2-7/16	1-1/2	85	PX1680124	
16	5	7700	5-1/2	2-7/16	1-1/4	85		PX1680920



# PA/PD

## Polyurethane on Aluminum Core



Composed of a polyurethane elastomer, open cast or injection molded, on clean, close tolerance cores. Polyurethane tread is chemically bonded to aluminum core. High capacity polyurethane protects floors, is non-marking and delivers quieter operation than standard metal wheels. PA wheels feature cast aluminum core. PD wheels feature die cast aluminum cores.

### FEATURES

- **Hardness:** PA 95 Shore A, PD 60 Shore D
- **Finish:** Green tread on aluminum core
- **Temperature Range:** -40 degrees to +180 degrees Fahrenheit

### WHEEL OPTIONS

- Note: Select bearings featured are recommended for standard applications. For special applications or alternate bearings consult factory. See bearing information on page 11.
- For customization & special application options, please consult factory.

○ New 3" and 10" diameter sizes

	Wheel Diameter (Inches)	Tread Width (Inches)	Capacity (Lbs) (Rate for normal operation)	Hub Length (Inches)	Bore ID (Inches)	Bearing ID (Inches)	Approx. Wt. (Lbs)	Wheel Number Roller Bearing (01)	Wheel Number Precision Bearing (28)
4	1-1/2	600	1-5/8	1-3/16	1/2	1		PD0410108	
4	1-1/2	600	1-5/8	1-3/16	5/8	1		PD0410110	
4	1-1/2^	600	1-5/8	1-3/16	3/4	1		PD0410112~	
4	2	700	2-3/16	1-3/16	1/2	1-1/2		PD0420108	
4	2	700	2-3/16	1-3/16	5/8	1-1/2		PD0420110	
4	2	700	2-3/16	1-3/16	3/4	1-1/2		PD0420112~	
4	3-1/4	1200	3-1/4	1-15/16	1	3-1/4		PA0450116	
4	3-1/4	1200	3-1/4	1-15/16	1-1/4	3-1/4		PA0450120	
4	4-1/4	1600	4-1/4	1-15/16	1	4-1/4		PA0470116	
4	4-1/4	1600	4-1/4	1-15/16	1-1/4	4-1/4		PA0470120	
5	1-1/2	720	1-5/8	1-3/16	1/2	1-1/2		PD0510108	
5	1-1/2	720	1-5/8	1-3/16	5/8	1-1/2		PD0510110	
5	1-1/2^	720	1-5/8	1-3/16	3/4	1-1/2		PD0510112~	
5	2	1050	2-3/16	1-3/16	1/2	1-3/4		PD0520108	
5	2	1050	2-3/16	1-3/16	5/8	1-3/4		PD0520110	
5	2	1050	2-3/16	1-3/16	3/4	1-3/4		PD0520112*	
6	2	1230	2-3/16	1-3/16	1/2	2-1/4		PD0620108	
6	2	1230	2-3/16	1-3/16	5/8	2-1/4		PD0620110	
6	2	1230	2-3/16	1-3/16	3/4	2-1/4		PD0620112~	
8	2	1500	2-3/16	1-3/16	1/2	3-1/4		PD0820108	
8	2	1500	2-3/16	1-3/16	5/8	3-1/4		PD0820110	
8	2	1500	2-3/16	1-3/16	3/4	3-1/4		PD0820112~	
8	2-1/2	2010	3-1/4	1-15/16	1	4		PD0840116	
8	2-1/2	2010	3-1/2	2	3/4	4			PD0842812
8	3	2520	3-1/4	1-15/16	1	4-1/4		PD0850116	
8	3	2520	3-1/4	1-15/16	1-1/4	4-1/4		PD0850120	
8	3	2520	3-1/2	2	3/4	4-1/4			PD0852812
10	2-1/2	2370	3-1/4	1-15/16	1	4-3/4		PD1040116	
10	2-1/2	2370	3-1/2	2	3/4	4-3/4			PD1042812
10	3	3000	3-1/4	1-15/16	1	5		PD1050116	
10	3	3000	3-1/4	1-15/16	1	5		PD1050116	
10	3	3000	3-1/4	1-15/16	1-1/4	5		PD1050120	
10	3	3000	3-1/4	1-15/16	3/4	5		PD1052812	
12	6	7500	6-1/2	2.33	1-1/4	25-3/4		PA1290920	

~ Wheels are complete with spanner bushing and nylon sealed retaining/thrust washer.

^ 2<sup>7</sup>/<sub>16</sub>" spanner and spacers included.

\* Complete with top hat and spacers.



Albion knows there are more shapes than round!  
We make a wide variety of polyurethane shapes and sizes for many applications.

# PM Round Tread Polyurethane on Aluminum Core



90 Shore A Models



80 Shore A Models

Composed of a polyurethane elastomer, open cast or injection molded, on clean, close tolerance cores. Wheels feature a chemical and mechanical lock of tread to the core. High capacity polyurethane protects floors, is non-marking and delivers quieter operation than standard metal wheels.

### FEATURES

- **Hardness:** 90 Shore A (green) or 80 Shore A (butterscotch)
- Wheels are complete with top hat and spacers
- **Wheel face:** Round tread
- **Finish:** Green tread on aluminum core
- **Temperature Range:** -40 degrees to +180 degrees Fahrenheit

### WHEEL OPTIONS

- Available in **80 Shore A** and **70 Shore D** consult factory.
- Note: Select bearings featured are recommended for standard applications. For special applications or alternate bearings consult factory. See bearing information on page 11.
- For customization & special application options, please consult factory.

Wheel Diameter (Inches)	Tread Width (Inches)	Capacity (Lbs) (Rated for normal operation)	Hub Length (Inches)	Bore ID (Inches)	Bearing ID (Inches)	Approx. Wt. (Lbs)	Wheel Number Precision Ball (28)
5	2	1000	2-7/16	1-9/16	1/2	2	PM0522808
6	2	1250	2-7/16	1-9/16	1/2	3	PM0622808
8	2	1500	2-7/16	1-9/16	1/2	4	PM0822808
5	2	1000	2-7/16	1-9/16	1/2	2	PM052280880A
6	2	1250	2-7/16	1-9/16	1/2	3	PM062280880A
8	2	1500	2-7/16	1-9/16	1/2	4	PM082280880A



Tread is mechanically and chemically bonded through a patented process to a light weight durable aluminum core

- Handle obstructions and swivel easier compared to flat tread wheels
- Precision ball bearing for ultimate rolling ease
- Wheel includes two spacers

# XV Polyurethane V-Groove Wheels



Wheel face and "V"-groove are machined from heavy duty polyurethane. A relief groove at the base of the "V" tends to equalize the load to each face of the angle track when in operation. Wheel face and bore are machined for concentricity to proper tracking. These wheels can be used not only on track but flat surfaces as well.

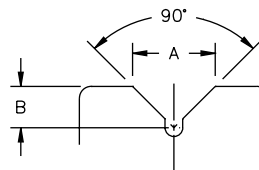
### FEATURES

- **Hardness:** 60 Shore D
- **Wheel Face:** V-groove
- **Finish:** Green

### WHEEL OPTIONS

- Note: Select bearings featured are recommended for standard applications. For special applications or alternate bearings consult factory. See bearing information on page 11.
- For customization & special application options, please consult factory.

Wheel Diameter (Inches)	Tread Width (Inches)	Capacity (Lbs) (Rated for normal operation)	Hub Length (Inches)	Bore ID (Inches)	Bearing ID (Inches)	Groove Width "A" (Inches)	Groove Depth "B" (Inches)	Approx. Wt. (Lbs)	Wheel Number Roller Bearing (02)
4	2	300	2-3/16	1-3/16	3/4	7/8	7/16	1	XV0420212
5	2	300	2-3/16	1-3/16	3/4	7/8	7/16	1-1/2	XV0520212
6	2	300	2-3/16	1-3/16	3/4	7/8	7/16	1-3/4	XV0620212
8	2	300	2-3/16	1-3/16	3/4	7/8	7/16	2-3/4	XV0820212



Please note: Track alignment is critical when utilizing v-groove wheels.

# XI X-treme® Solid Elastomer Wheel



Designed specifically for high-capacity manual applications involving chemicals, solvents or water. X-tremely low rolling resistance provides the ergonomic qualities you demand. One-piece construction affords freedom from tread separation with an exceptionally long life. Non-marking, floor protective tread. Enhance the appearance of your equipment by selecting virtually any wheel color! Personalize with your company name!

### FEATURES

- **Hardness:** 75 Shore D
- **Wheel Face:** Moderate crown
- **Finish:** XI Green
- **Temperature Range:** up to +180 degrees Fahrenheit

### WHEEL OPTIONS

- Note: Select bearings featured are recommended for standard applications. For special applications or alternate bearings consult factory. See bearing information on page 11.
- For customization & special application options, please consult factory.

Wheel Diameter (Inches)	Tread Width (Inches)	Capacity (Lbs) (Based on manual operation)	Hub Length (Inches)	Bore ID (Inches)	Bearing ID (Inches)	Approx. Wt. (Lbs)	Wheel Number Delrin Bearing (51)*	Wheel Number Precision Ball (28)	Wheel Number Roller Bearing (01)
4	2	1000	2-3/16	1-3/16	3/4	1	XI0425112	XI0422808	XI0420112~
	2	1000	2-7/16	-	1/2	1			
5	2	1000	2-3/16	1-3/16	3/4	1-1/2	XI0525112	XI0522808	XI0520112~
	2	1000	2-7/16	-	1/2	1-1/2			
6	2	1000	2-3/16	1-3/16	3/4	1-3/4	XI0625112	XI0622808	XI0620112~
	2	1000	2-7/16	-	1/2	1-3/4			
8	2	1000	2-3/16	1-3/16	3/4	4	XI0825112	XI0822808	XI0820112~
	2	1000	2-7/16	-	1/2	4			

~ Wheels are complete with spanner busing & nylon sealed retaining washers.  
• Hub length is 2-3/8" for Delrin models.

# XP X-treme® Plus Solid Elastomer Wheel



Heavy duty version of XI wheel.

### FEATURES

- **Hardness:** 60 Shore D
- Premium Polyurethane
- Excellent for towing applications
- **Wheel Face:** Moderate crown
- **Finish:** XP Grey
- **Temperature Range:** up to +250 degrees Fahrenheit

### WHEEL OPTIONS

- Prevenz™ Antimicrobial wheel available for XP wheels, specify **PREV**
- Note: Select bearings featured are recommended for standard applications. For special applications or alternate bearings consult factory. See bearing information on page 11.
- For customization & special application options, please consult factory.

Wheel Diameter (Inches)	Tread Width (Inches)	Capacity (Lbs) (Based on manual operation)	Hub Length (Inches)	Bore ID (Inches)	Bearing ID (Inches)	Approx. Wt. (Lbs)	Wheel Number Delrin Bearing (51)*	Wheel Number Precision Ball (28)	Wheel Number Roller Bearing (01)
4	2	1400	2-3/16	1-3/16	3/4	1	XP0425112	XP0422808	XP0420112~
	2	1400	2-7/16	1-9/16	1/2	1			
5	2	1200	2-3/16	1-3/16	3/4	1-1/2	XP0525112	XP0522808	XP0520112~
	2	1200	2-7/16	1-9/16	1/2	1-1/2			
6	2	1400	2-3/16	1-3/16	3/4	1-3/4	XP0625112	XP0622808 XP0652812	XP0620112~
	2	1400	2-7/16	1-9/16	1/2	1-3/4			
	3	1700	3-1/2	2-7/16	3/4	5			
8	2	1200	2-3/16	1-3/16	3/4	4	XP0825112	XP0822808 XP0842812 XP0852812	XP0820112~
	2	1200	2-7/16	1-9/16	1/2	4			
	2-1/2	2000	3-1/2	2-7/16	3/4	5			
	3	2000	3-1/2	2-7/16	3/4	6			
10	2-1/2	2500	3-1/2	2-7/16	3/4	7	XP1042812 XP1052812		
	3	2500	3-1/2	2-7/16	3/4	8			

~ Wheels are complete with spanner bushing & nylon sealed retaining washers.  
• Hub length is 2-3/8" for Delrin models.

- Excellent for towing applications
- Special solid elastomer compounds built to handle heavy loads, shocks, impacts and chemicals
- One-piece compression molding design prevents tread separation
- Custom colors

# OG

## Polyurethane Press-On Tires




Polyurethane tires reduce operating cost because the high wear resistance of this material minimizes replacement. Polyurethane offers easier rollability, higher wear resistance, and greater capacity than rubber. Use press-on polyurethane as an alternative to standard mold-on polyurethane when greater cushioning or speed is involved. These wheels are also the perfect replacement wheel for many forklift brands.

### FEATURES

- **Load Capacity:** 1.54 times greater than rubber
- Chunk and cut resistance
- Abrasion resistance
- Energy conservative design
- **Wheel Face:** as specified
- **Finish:** Green polyurethane or steel band
- **Temperature Range:** -40°F to +180°F
- **Hardness:** 95 Shore A.

### WHEEL OPTIONS

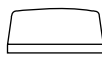
- Prevenz™ Antimicrobial tire specify **PREV**
- Note: Select bearings featured are recommended for standard applications. For special applications or alternate bearings consult factory. See bearing information on page 11.
- For customization & special application options, please consult factory.



**Flat tread**



**Speed groove**



**Crowned tread**

• Heavy Duty

• High Wear Resistance



We can Re-Poly your old polyurethane on metal cores. Consult factory for details.

OD x Width x ID (Inches)	Tire Number	Tread Style	Capacity (6 mph) (lbs)	Capacity (10 mph) (lbs)	Approximate Weight (lbs)
8-1/2 x 4 x 4	OG0870016	Flat	2200	1940	12
8-1/2 x 4 x 4	OG087001601	Crown	2200	1940	12
9 x 5 x 5	OG0980020	Flat	3020	2680	16
9 x 5 x 5	OG098002001	Crown	3020	2680	16
9 x 5 x 5	OG098002002	Groove	3020	2680	16
10 x 3 x 6-1/4	OG1050025	Flat	1690	1490	10
10 x 3 x 6-1/4	OG105002501	Crown	1690	1490	10
10 x 4 x 5	OG1070020	Flat	2480	2190	18
10 x 4 x 5	OG107002001	Crown	2480	2190	18
10 x 4 x 6-1/4	OG1070025	Flat	2460	2190	14
10 x 4 x 6-1/4	OG107002501	Crown	2460	2190	14
10 x 4 x 6-1/2	OG1070026	Flat	2490	2190	14
10 x 4 x 6-1/2	OG107002601	Crown	2490	2190	14
10 x 5 x 5	OG1080020	Flat	3210	2870	15
10 x 5 x 5	OG108002001	Crown	3210	2870	15
10 x 5 x 5	OG108002002	Groove	3210	2870	15
10 x 5 x 6-1/4	OG1080025	Flat	3270	2890	16
10 x 5 x 6-1/4	OG108002501	Crown	3270	2890	16
10 x 5 x 6-1/4	OG108002502	Groove	3270	2890	16
10 x 5 x 6-1/2	OG1080026	Flat	3190	2830	19
10 x 5 x 6-1/2	OG108002601	Crown	3190	2830	19
10 x 5 x 6-1/2	OG108002602	Groove	3190	2830	19
10 x 6 x 6-1/4	OG1090025	Flat	3960	3540	22
10 x 6 x 6-1/4	OG109002501	Crown	3960	3540	22
10 x 6 x 6-1/4	OG109002502	Groove	3960	3540	22
10 x 6 x 6-1/2	OG1090026	Flat	3940	3520	22
10 x 6 x 6-1/2	OG109002601	Crown	3940	3520	22
10 x 6 x 6-1/2	OG109002602	Groove	3940	3520	22
10 x 7 x 6-1/4	OG109002503	Flat	4770	4240	26
10 x 7 x 6-1/4	OG109002504	Groove	4770	4240	26
10 x 7 x 6-1/2	OG109002603	Flat	4750	4290	26
10 x 7 x 6-1/2	OG109002604	Groove	4750	4290	26
10 x 3 x 8	OG1050032	Flat	2000	1850	15
10-1/2 x 3 x 8	OG105003201	Groove	2000	1850	15
10-1/2 x 4 x 5	OG107002002	Flat	2170	1940	19
10-1/2 x 4 x 5	OG107002003	Crown	2170	1940	19
10-1/2 x 4 x 6-1/2	OG107002602	Flat	2130	2260	15
10-1/2 x 4 x 6-1/2	OG107002603	Crown	2130	2260	15
10-1/2 x 4-1/2 x 8	OG107003202	Flat	2820	2500	18
10-1/2 x 4-1/2 x 8	OG107003203	Crown	2820	2500	18
10-1/2 x 5 x 5	OG108002003	Flat	3470	3060	19
10-1/2 x 5 x 5	OG108002004	Crown	3470	3060	19
10-1/2 x 5 x 5	OG108002005	Groove	3470	3060	19
10-1/2 x 5 x 6-1/4	OG108002503	Flat	3330	2970	20
10-1/2 x 5 x 6-1/4	OG108002504	Crown	3330	2970	20
10-1/2 x 5 x 6-1/4	OG108002505	Groove	3330	2970	20
10-1/2 x 5 x 6-1/2	OG108002603	Flat	3380	2990	20
10-1/2 x 5 x 6-1/2	OG108002604	Crown	3380	2990	20
10-1/2 x 5 x 6-1/2	OG108002605	Groove	3380	2990	20

PREMIUM POLYURETHANE MODELS

Continues on next page

OD x Width x ID (Inches)	Tire Number	Tread Style	Capacity (6 mph) (lbs)	Capacity (10 mph) (lbs)	Approximate Weight (lbs)
10-1/2 x 6 x 5	<b>OG1090020</b>	Flat	4400	3900	24
10-1/2 x 6 x 5	<b>OG109002001</b>	Crown	4400	3900	24
10-1/2 x 6 x 5	<b>OG109002002</b>	Groove	4400	3900	24
10-1/2 x 6 x 6-1/4	<b>OG109002505</b>	Flat	4330	3870	23
10-1/2 x 6 x 6-1/4	<b>OG109002506</b>	Crown	4330	3870	23
10-1/2 x 6 x 6-1/4	<b>OG109002507</b>	Groove	4330	3870	23
10-1/2 x 6 x 6-1/2	<b>OG109002605</b>	Flat	4310	3850	23
10-1/2 x 6 x 6-1/2	<b>OG109002606</b>	Crown	4310	3850	23
10-1/2 x 6 x 6-1/2	<b>OG109002607</b>	Groove	4310	3850	23
10-1/2 x 7 x 6-1/2	<b>OG109002608</b>	Flat	5040	4450	27
10-1/2 x 7 x 6-1/2	<b>OG109002609</b>	Groove	5040	4450	27
10-1/2 x 8 x 6-1/2	<b>OG109002610</b>	Flat	5690	5080	31
10-1/2 x 8 x 6-1/2	<b>OG109002611</b>	Groove	5690	5080	31
12 x 3-1/2 x 8	<b>OG1260032</b>	Flat	2390	2110	11
12 x 3-1/2 x 8	<b>OG126003201</b>	Crown	2390	2110	11
12 x 4 x 8	<b>OG1270032</b>	Flat	2840	2510	13
12 x 4 x 8	<b>OG127003201</b>	Crown	2840	2510	13
12 x 4-1/2 x 8	<b>OG127003202</b>	Flat	3300	2910	15
12 x 4-1/2 x 8	<b>OG127003203</b>	Crown	3300	2910	15
12 x 5 x 8	<b>OG1280032</b>	Flat	3770	3300	17
12 x 5 x 8	<b>OG128003201</b>	Crown	3770	3300	17
12 x 5 x 8	<b>OG128003202</b>	Groove	3770	3300	17
12 x 5-1/2 x 8	<b>OG12900320</b>	Flat	4080	3710	19
12 x 5-1/2 x 8	<b>OG129003201</b>	Crown	4080	3710	19
12 x 5-1/2 x 8	<b>OG129003202</b>	Groove	4080	3710	19
12 x 6 x 8	<b>OG129003203</b>	Flat	4520	4110	21
12 x 6 x 8	<b>OG129003204</b>	Crown	4520	4110	21
12 x 6 x 8	<b>OG129003205</b>	Groove	4520	4110	21
12 x 6-1/2 x 8	<b>OG129003206</b>	Flat	4960	4510	23
12 x 6-1/2 x 8	<b>OG129003207</b>	Groove	4960	4510	23
12 x 7 x 8	<b>OG129003208</b>	Flat	5300	4900	25
12 x 7 x 8	<b>OG129003209</b>	Groove	5300	4900	25
13 x 3-1/2 x 8	<b>OG1360032</b>	Flat	2480	2200	20
13 x 3-1/2 x 8	<b>OG136003201</b>	Crown	2480	2200	20
13 x 4-1/2 x 8	<b>OG1370032</b>	Flat	3540	3130	27
13 x 4-1/2 x 8	<b>OG137003201</b>	Crown	3540	3130	27
13 x 5-1/2 x 8	<b>OG1390032</b>	Flat	3600	3240	33
13 x 5-1/2 x 8	<b>OG139003201</b>	Crown	3600	3240	33
13 x 5-1/2 x 8	<b>OG139003202</b>	Groove	3600	3240	33
13-1/2 x 4-1/2 x 8	<b>OG137003202</b>	Flat	3620	3200	28
13-1/2 x 4-1/2 x 8	<b>OG137003203</b>	Crown	3620	3200	28
13-1/2 x 5-1/2 x 8	<b>OG138003203</b>	Flat	4740	4200	34
13-1/2 x 5-1/2 x 8	<b>OG138003204</b>	Crown	4740	4200	34
13-1/2 x 5-1/2 x 8	<b>OG138003205</b>	Groove	4740	4200	34
14 x 4-1/2 x 8	<b>OG1470032</b>	Flat	3680	3260	31
14 x 4-1/2 x 8	<b>OG147003201</b>	Crown	3680	3260	31
15 x 5 x 11-1/4	<b>OG1580045</b>	Flat	4390	3880	33
15 x 5 x 11-1/4	<b>OG158004501</b>	Crown	4390	3880	33
15 x 5 x 11-1/4	<b>OG158004502</b>	Groove	4390	3880	33

OD x Width x ID (Inches)	Tire Number	Tread Style	Capacity (6 mph) (lbs)	Capacity (10 mph) (lbs)	Approximate Weight (lbs)
15 x 6 x 11-1/4	<b>OG1590045</b>	Flat	5440	4800	40
15 x 6 x 11-1/4	<b>OG159004501</b>	Crown	5440	4800	40
15 x 6 x 11-1/4	<b>OG159004502</b>	Groove	5440	4800	40
15 x 7 x 11-1/4	<b>OG159004503</b>	Flat	6480	5730	47
15 x 7 x 11-1/4	<b>OG159004504</b>	Groove	6480	5730	47
15 x 8 x 11-1/4	<b>OG159004505</b>	Flat	7530	6650	53
15 x 8 x 11-1/4	<b>OG159004506</b>	Groove	7530	6650	53
15 x 9 x 11-1/4	<b>OG159004507</b>	Flat	8700	7700	60
15 x 9 x 11-1/4	<b>OG159004508</b>	Groove	8700	7700	60
15-1/2 x 5 x 10	<b>OG1580040</b>	Flat	4640	4110	39
15-1/2 x 5 x 10	<b>OG158004001</b>	Crown	4640	4110	39
15-1/2 x 5 x 10	<b>OG158004002</b>	Groove	4640	4110	39
15-1/2 x 6 x 10	<b>OG1590040</b>	Flat	5880	5210	46
15-1/2 x 6 x 10	<b>OG159004001</b>	Crown	5880	5210	46
15-1/2 x 6 x 10	<b>OG159004002</b>	Groove	5880	5210	46
16 x 5 x 10-1/2	<b>OG1680042</b>	Flat	4760	4200	40
16 x 5 x 10-1/2	<b>OG168004201</b>	Crown	4760	4200	40
16 x 5 x 10-1/2	<b>OG168004202</b>	Groove	4760	4200	40
16 x 6 x 10-1/2	<b>OG1690042</b>	Flat	6040	5330	48
16 x 6 x 10-1/2	<b>OG169004201</b>	Crown	6040	5330	48
16 x 6 x 10-1/2	<b>OG169004204</b>	Groove	6040	5330	48
16 x 7 x 10-1/2	<b>OG169004203</b>	Flat	7320	6470	57
16 x 7 x 10-1/2	<b>OG169004204</b>	Groove	7320	6470	57
16-1/4 x 4 x 11-1/4	<b>OG1670045</b>	Flat	3560	3140	32
16-1/4 x 4 x 11-1/4	<b>OG167004501</b>	Crown	3560	3140	32
16-1/4 x 5 x 11-1/4	<b>OG1680045</b>	Flat	4800	4250	40
16-1/4 x 5 x 11-1/4	<b>OG168004501</b>	Crown	4800	4250	40
16-1/4 x 5 x 11-1/4	<b>OG168004502</b>	Groove	4800	4250	40
16-1/4 x 6 x 11-1/4	<b>OG1690045</b>	Flat	6050	5360	48
16-1/4 x 6 x 11-1/4	<b>OG169004501</b>	Crown	6050	5360	48
16-1/4 x 6 x 11-1/4	<b>OG169004502</b>	Groove	6050	5360	48
16-1/4 x 7 x 11-1/4	<b>OG169004503</b>	Flat	7300	6450	56
16-1/4 x 7 x 11-1/4	<b>OG169004504</b>	Groove	7300	6450	56
18 x 5 x 12-1/8	<b>OG1880049</b>	Flat	5170	4590	43
18 x 5 x 12-1/8	<b>OG188004901</b>	Crown	5170	4590	43
18 x 6 x 12-1/8	<b>OG1890049</b>	Flat	6610	5850	52
18 x 6 x 12-1/8	<b>OG189004901</b>	Crown	6610	5850	52
18 x 7 x 12-1/8	<b>OG189004902</b>	Flat	8040	7110	63
18 x 7 x 12-1/8	<b>OG189004903</b>	Groove	8040	7110	63
18 x 8 x 12-1/8	<b>OG189004904</b>	Flat	9470	8380	71
18 x 8 x 12-1/8	<b>OG189004905</b>	Groove	9470	8380	71
18 x 9 x 12-1/8	<b>OG189004906</b>	Flat	10900	9660	82
18 x 9 x 12-1/8	<b>OG189004907</b>	Groove	10900	9660	82
18 x 4 x 14	<b>OG1870056</b>	Flat	3850	3400	32
18 x 4 x 14	<b>OG187005601</b>	Crown	3850	3400	32
18 x 5 x 14	<b>OG1880056</b>	Flat	5070	4480	40
18 x 5 x 14	<b>OG188005601</b>	Crown	5070	4480	40
18 x 7 x 14	<b>OG1890056</b>	Flat	7530	6650	58
18 x 7 x 14	<b>OG189005601</b>	Groove	7530	6650	58

# OG

## Press-On Mini Polyurethane Wheels



Polyurethane tires will reduce operating cost because the high wear resistance of this material minimizes replacement. Polyurethane offers easier rollability, higher wear resistance, and greater capacity than rubber. Use press-on polyurethane as an alternative to standard mold-on polyurethane when greater cushioning or speed is involved.

### FEATURES

- **Wheel Face:** Flat
- **Finish:** Green tread on grey hub
- **Temperature Range:** -40°F up to +180°F
- **Hardness:** 95 Shore A

### WHEEL OPTIONS

- Prevenz™ Antimicrobial wheel specify **PREV**
- Note: Select bearings featured are recommended for standard applications. For special applications or alternate bearings consult factory. See bearing information on page 11.
- For customization & special application options, please consult factory.

Wheel Diameter (Inches)	Tread Width (Inches)	Tire ID, Core OD (Inches)	Capacity (Lbs) (Load for normal operation)	Hub Length (Inches)	Bore ID (Inches)	Bearing ID (Inches)	Approx. Wt. (Lbs)	Wheel Number Roller Bearing (01)	Wheel Number Over Spacers (09)
5	4	3	2240	4-1/4	1-15/16	1-1/4	10	0G057012001	
5	4	3	2240	4-1/2	2	1	10		0G057091601
5	5	3	2800	5-1/4	1-15/16	1-1/4	13	0G058012001	
5	5	3	2800	5-1/2	2	1	13		0G058091601
6	4	4	2990	4-1/4	1-15/16	1-1/4	18-1/2	0G067012001	
6	4	4	2990	4-1/2	2	1	18-1/2		0G067091601
6	5	4	3700	4-1/4	1-15/16	1-1/4	20	0G068012001	
6	5	4	3700	5-1/2	2	1	20		0G068091601
6	6	4	4400	6-1/2	2	1	23		0G069091601
7	4	5	3040	4-1/2	2	1	22		0G077091601
7	5	5	3800	5-1/2	2	1	27-1/2		0G078091601
7	6	5	4550	6-1/2	2-7/16	1-1/4	33		0G079092001
8	3	6	2640	3-1/2	1-15/16	3/4	18		0G085091201
8	4	6	3670	4-1/2	2	1	20		0G087091601
8	5	6	4590	5-1/2	2-7/16	1-1/4	25		0G088091601
8	6	6	5500	6-1/2	2-7/16	1-1/4	36		0G089092001
10	3	8	3000	3-1/2	1-15/16	3/4	26		0G105091201
10	4	8	4000	4-1/2	2-7/16	1	31		0G107091601
10	5	8	5000	5-1/2	2	1	41		0G108091601
10	6	8	6000	6-1/2	2-7/16	1-1/4	64		0G109092001
10-1/2	3	8	3300	3-1/2	1-15/16	3/4	27		0G105091202
10-1/2	4	8	4400	4-1/2	2-7/16	1	32-1/2		0G107091602
10-1/2	5	8	5500	5-1/2	2-11/32	1-1/4	43		0G108092001
10-1/2	6	8	6600	6-1/2	2-7/16	1-1/4	66		0G109092002

PREMIUM POLYURETHANE MODELS

## ALBION™

800-835-8911

- 24 Hour Shipping
- One Week Shipping for modified standard product
- Over 1,000 items now in caster express program
- [www.casterexpress.com](http://www.casterexpress.com)

# XA Polyurethane on Polypropylene Core Wheel



Excellent properties where washdown of material handling equipment is required. Tread is mechanically locked to an injection molded polymer core to prevent separation. Polyurethane wheels offer greater load capacity than rubber. They offer excellent floor protection. These wheels resist chemicals, acids, caustics and oils. Color is grey on grey core.

### FEATURES

- **Hardness:** 90 Shore A
- **Wheel Face:** Moderate crown
- **Finish:** Grey tread on grey core
- **Temperature Range:** -40 to +180 degrees Fahrenheit

### WHEEL OPTIONS

- Prevenz™ Antimicrobial wheel specify **PREV**
- Note: Select bearings featured are recommended for standard applications. For special applications or alternate bearings consult factory. See bearing information on page 11.
- For customization & special application options, please consult factory.




Prevenz™ Antimicrobial Available on all Models

Wheel Diameter (Inches)	Tread Width (Inches)	Capacity (Lbs) (Based on manual operation)	Hub Length (Inches)	Bore ID (Inches)	Bearing ID (Inches)	Approx. Wt. (Lbs)	Wheel Number Roller Bearing (01)	Wheel Number Precision Bearing (28)
3	1-1/4	300	1-1/2	-	3/8	3/8	XA0303106	XA0302806*
3-1/2	1-1/4	360	1-1/2	-	3/8	3/8	XA03X3106	XA03X2806*
4	1-1/4	400	1-1/2	-	3/8	1/2	XA0403106	XA0402806*
4	2	600	2-3/16	1-3/16	3/4	1/2	XA0420112~	
5	1-1/4	440	1-1/2	-	3/8	3/4	XA0503106	XA0502806*
5	2	750	2-3/16	1-3/16	3/4	1-3/4	XA0520112~	
6	2	900	2-3/16	1-3/16	3/4	2-1/2	XA0620112~	
8	2	1000	2-3/16	1-3/16	3/4	2-3/4	XA0820112~	
10	2-1/2	1500	3-1/4	1-15/16	1	3	XA1040116	
10	2-1/2	1500	3-1/2	-	1	3		XA1042812

~ Wheels are complete with spanner bushing and nylon sealed retaining thrust washer.  
\*Complete with thread guard spacer.

### NEW MODEL!

New Light Duty XA 1-1/4" tread width models.



\*Precision Bearing models come standard with thread guards.

# XB Polyurethane Shopping Cart Wheel



Designed specifically for the shopping cart industry. Tread is mechanically locked to an injection molded polymer core to prevent separation. Polyurethane wheels offer greater load capacity than rubber. They offer excellent floor protection. These wheels resist chemicals, acids, caustics and oils.

Wheel Diameter (Inches)	Tread Width (Inches)	Capacity (Lbs) (Based on manual operation)	Hub Length (Inches)	Bore ID (Inches)	Bearing ID (Inches)	Approx. Wt. (Lbs)	Wheel Number Annular Ball (31)
5	1-1/4	350	1.5	1.26	5/16	3/4	XB050310508
5	1-1/4	350	1.5	1.26	3/8	3/4	XB050310610

### FEATURES

- **Tread Hardness:** 60 Shore D
- **Wheel Face:** Moderate crown
- **Finish:** Blue Tread with Blue Thread Guard
- **Temperature Range:** -40 to +180 degrees Fahrenheit

### WHEEL OPTIONS

- Prevenz™ Antimicrobial wheel specify **PREV**
- Custom colors
- Special duraometers
- For customization & special application options, please consult factory.



### Anti static replacement wheel specify XB050310510

Wheel utilizes a synthetic resin impregnated with electrically conductive material in the wheel. With each revolution, the conductor makes contact with the floor reducing static build-up.



### Self-Decelerating replacement wheel specify XB050310511

Our self-deceleration wheel covers are made of polymer, that encompass and compress our bearing protecting polyurethane shock absorber. This provides you with adjustable self-deceleration.

# PI Polyurethane on Cast Iron Core



Composed of a polyurethane elastomer, open cast or injection molded, on clean, close tolerance cores. Polyurethane tread is chemically bonded to a cast iron core. High capacity polyurethane protects floors, is non-marking and delivers quieter operation than standard metal wheels.

### FEATURES

- **Hardness:** 95 Shore A
- **Wheel Face:** Available in flat tread
- **Finish:** Green tread on silver painted core
- **Temperature Range:** -40 degrees up to +180 degrees Fahrenheit

### WHEEL OPTIONS

- Now available in 2-1/2" and 3" tread width models, consult factory.
- Note: Select bearings featured are recommended for standard applications. For special applications or alternate bearings consult factory. See bearing information on page 11.
- For customization & special application options, please consult factory.

## Economical Model

Wheel Diameter (Inches)	Tread Width (Inches)	Capacity (Lbs) (rated for manual operation)	Hub Length (Inches)	Bore ID (Inches)	Bearing ID (Inches)	Bearing	Wheel Number
4	2	700	2-7/16	1-3/16	1/2	Industrial Ball	PI0422708
4	2	700	2-3/16	1-3/16	5/8	Roller	PI0420110
4	2	700	2-3/16	1-3/16	3/4	Roller	PI0420112~
4	2	700	2-3/16	1-3/16	1-3/16	Plain	PI0420019
5	2	1000	2-7/16	1-3/16	1/2	Industrial Ball	PI0522708
5	2	1000	2-3/16	1-3/16	3/4	Roller	PI0520112~
5	2	1000	2-3/16	1-3/16	1-3/16	Plain	PI0520019
6	2	1200	2-7/16	1-3/16	1/2	Industrial Ball	PI0622708
6	2	1200	2-7/16	1-3/16	1/2	Pedestal Precision Ball	PI0622908
6	2	1200	2-3/16	1-3/16	5/8	Roller	PI0620110
6	2	1200	2-3/16	1-3/16	3/4	Roller	PI0620112~
6	2	1200	2-3/16	1-3/16	3/4	Delrin	PI0625112
6	2	1200	2-3/16	1-3/16	1-3/16	Plain	PI0620019
6	2-1/2	1600	3-1/4	1-15/16	1-15/16	Plain	PI0640031
6	3	2000	3-1/4	1-15/16	1-15/16	Plain	PI0650031
8	2	1400	2-7/16	1-3/16	1/2	Industrial Ball	PI0822708
8	2	1400	2-7/16	1-3/16	1/2	Pedestal Precision Ball	PI0822908
8	2	1400	2-3/16	1-3/16	3/4	Roller	PI0820112~
8	2	1400	2-3/16	1-3/16	1-3/16	Plain	PI0820019
8	2-1/2	2000	3-1/4	1-15/16	1-15/16	Plain	PI0840031
8	2-1/2	2000	3-1/4	1-15/16	1	Roller	PI0840116
8	3	2500	3-1/4	1-15/16	1	Roller	PI0850116
8	3	2500	3-1/4	1-15/16	1-15/16	Plain	PI0850031
10	2-1/2	2200	3-1/4	1-15/16	1	Roller	PI1040116
10	2-1/2	2200	3-1/4	1-15/16	1-15/16	Plain	PI1040031
10	3	3000	3-1/4	1-15/16	1	Roller	PI1050116
10	3	3000	3-1/4	1-15/16	1-15/16	Plain	PI1050031
12	2-1/2	2500	3-1/4	1-15/16	1-15/16	Plain	PI1240031
12	3	3500	3-1/4	1-15/16	1	Roller	PI1250116
12	3	3500	3-1/4	1-15/16	1-15/16	Plain	PI1250031

~ Wheels are complete with spanner bushing and nylon sealed retaining thrust washer.



## POLYURETHANE EXPERTS

Albion Industries knows polyurethane. With more than 50 years experience leading the caster and wheel industry, our customers are depending on us to keep business on the move. Although this catalog focuses on our wheel capability, ALBION polyurethane expertise is applied to a wide range of industrial products in a variety of shapes and sizes.



# IX

## Polyurethane on Polypropylene (Flat Tread)



- Economical
- Ready to Ship

Empire caster wheel is economical and ready to ship.

### FEATURES

- **Wheel face:** Flat with rounded edges
- **Finish:** Green tread; grey polypropylene core

Wheel Diameter (Inches)	Tread Width (Inches)	Capacity (Lbs) <small>(Based on manual operation)</small>	Hub Length (Inches)	Bore ID (Inches)	Bearing ID (Inches)	Approx. Wt. (Lbs)	Wheel Number Less Bearing (00)	Wheel Number Roller Bearing (01)
4	2	500	2-3/16	1-3/16	3/4	1/2	IX0420019	IX0420112
5	2	600	2-3/16	1-3/16	3/4	1-3/4	IX0520019	IX0520112
6	2	800	2-3/16	1-3/16	3/4	2-1/2	IX0620019	IX0620112
8	2	900	2-3/16	1-3/16	3/4	2-3/4	IX0820019	IX0820112

# IZ

NEW!

## Polyurethane on Polypropylene (Round Tread)



Empire caster wheel is economical and ready to ship.

### FEATURES

- **Wheel face:** Round tread
- **Finish:** Green tread; grey polypropylene core

Wheel Diameter (Inches)	Tread Width (Inches)	Capacity (Lbs) <small>(Based on manual operation)</small>	Hub Length (Inches)	Bore ID (Inches)	Bearing ID (Inches)	Approx. Wt. (Lbs)	Wheel Number Less Bearing (00)	Wheel Number Roller Bearing (01)
4	2	400	2-3/16	1-3/16	3/4	1/2	IZ0420019	IX0420112
5	2	500	2-3/16	1-3/16	3/4	1-3/4	IZ0520019	IX0520112
6	2	700	2-3/16	1-3/16	3/4	2-1/2	IZ0620019	IX0620112
8	2	800	2-3/16	1-3/16	3/4	2-3/4	IZ0820019	IX0820112

# IP

## Polyurethane on Cast Iron



Empire caster wheel is economical and ready to ship.

### FEATURES

- **Wheel face:** Flat with rounded edges
- **Finish:** Green tread; grey cast iron core

Wheel Diameter (Inches)	Tread Width (Inches)	Capacity (Lbs) <small>(Based on manual operation)</small>	Hub Length (Inches)	Bore ID (Inches)	Bearing ID (Inches)	Approx. Wt. (Lbs)	Wheel Number Less Bearing (00)	Wheel Number Roller Bearing (01)
4	2	700	2-3/16	1-3/16	3/4	3	IP0420019	IP0420112
5	2	900	2-3/16	1-3/16	3/4	3-1/2	IP0520019	IP0520112
6	2	900	2-3/16	1-3/16	3/4	4	IP0620019	IP0620112
8	2	900	2-3/16	1-3/16	3/4	6	IP0820019	IP0820112

# ALBION®

Item	Page	Item	Page
 MH Heavy Duty Mold-On Rubber . . . 179 on Iron Core Wheels Capacities to 2500 lbs.		 S0 Pneumatic Hand Truck Wheels . . 188 Capacities to 350 lbs.	
 MR Mold-On Rubber on Iron . . . . . 180-181 Core Wheels Capacities to 3020 lbs.		 SN Semi-Pneumatic Hand Truck . . . 188 Wheels, Capacities to 540 lbs.	
 IM Empire Economical Rubber . . . . . 182 on Iron Wheels Capacities to 450 lbs.		 NF Black or Grey Never-Flat . . . . . 189 Solid Urethane Wheels Capacities to 350 lbs.	
 MD Mold-On Rubber on Die Cast . . 183 Aluminum Wheels Capacities to 600 lbs.		 MV High Temperature Rubber on . . . 190 Die Cast Aluminum Wheels Capacities to 185 lbs. <b>NEW MODEL!</b>	
 RM High Modulus Grey Rubber on . . 184 Aluminum Wheels Capacities to 450 lbs.		 MZ High Temperature Rubber on . . . 190 High Temperature Phenolic Wheels Capacities to 185 lbs. <b>NEW MODEL!</b>	
 RL High Modulus Black Rubber on . . 184 Aluminum Wheels <b>NEW MODEL!</b> Capacities to 450 lbs.		 XS Ultimate X-tra Soft Rubber . . . . . 191 Wheels Capacities to 675 lbs.	
 RR Rubber Solid Wheel . . . . . 185 Capacities to 360 lbs.		 XR Ultimate X-tra Soft Rubber . . . . . 192 Wheels (Including hand truck wheels) Capacities to 850 lbs.	
 OA Press-On Rubber Wheels . . . . . 186 Capacities to 10190 lbs.		 IS Empire Economical Grey TPR on . . 193 Polypropylene (Flat tread) Capacities to 600 lbs.	
 SF Black Pneumatic Wheels . . . . . 187 Capacities to 3630 lbs.		 IR Empire Economical Grey TPR on . . 193 Polypropylene (Round tread) Capacities to 550 lbs.	
 SG Grey Pneumatic Wheels . . . . . 187 Capacities to 350 lbs. <b>NEW MODEL!</b>			
 SF Black or Grey Pneumatic. . . . . 188 Wheels for Brass Casters Capacities to 210 lbs.			
		Prevenz™ Availability Chart. . . . . 194 <b>NEW</b>	



# MH

## Heavy Duty Mold-On Rubber on Iron Core Wheels



Heavy Duty cushion rubber treads are vulcanized to cast iron cores. The harder rubber tread still provides a cushion effect to the load and excellent floor protection. These wheels are highly shock absorbing and provide quiet operation, while dampening vibration.

### FEATURES

- **Wheel face:** Moderate crown
- **Finish:** Black tread on iron core
- **Temperature Range:** -40 degrees up to +180 degrees Fahrenheit
- **Hardness:** 90-95 Shore A

### WHEEL OPTIONS

- Note: Select bearings featured are recommended for standard applications. For special applications or alternate bearings consult factory. See bearing information on page 13.
- For customization & special application options, please consult factory.

- New Product!
- High Capacities

Wheel Diameter (Inches)	Tread Width (Inches)	Capacity (Lbs) (Based on manual operation)	Hub Length (Inches)	Bore ID (Inches)	Bearing ID (Inches)	Approx. Wt. (Lbs)	Wheel Number Roller Bearing (01, 05, 07)
3-1/4	1-1/2	340	1-5/8	1-3/16	3/4		MH0310112~
4	1-1/2	400	1-5/8	1-3/16	3/4		MH0410112~
5	1-1/2	560	1-5/8	1-3/16	1/2		MH0510108
5	1-1/2	560	1-5/8	1-3/16	5/8		MH0510110
5	1-1/2	560	1-5/8	1-3/16	3/4		MH0510112~
5	2	700	2-3/16	1-3/16	1/2		MH0520108
5	2	700	2-3/16	1-3/16	5/8		MH0520110
5	2	700	2-3/16	1-3/16	3/4		MH0520112~
6	2	820	2-3/16	1-3/16	1/2		MH0620108
6	2	820	2-3/16	1-3/16	5/8		MH0620110
6	2	820	2-3/16	1-3/16	3/4		MH0620112~
7	1-5/8	760	2	1-3/16	5/8		MH0710110
7	1-5/8	760	2	1-3/16	3/4		MH0710112~
8	2	1000	2-3/16	1-3/16	5/8		MH0820110
8	2	1000	2-3/16	1-3/16	3/4		MH0820112~
8	2	1000	2-3/16	1-3/16	7/8		MH0820114
8	2	1000	2-3/16	1-15/16	1		MH0820116
8	2-1/2	1300	2-3/4	1-3/16	7/8		MH0840714
8	2-1/2	1300	2-3/4	1-15/16	1		MH0840516
10	2-1/2	1500	2-3/4	1-3/16	7/8		MH1040714
10	2-1/2	1500	2-3/4	1-15/16	1		MH1040516
10	2-1/2	1500	2-3/4	1-15/16	1-1/2		MH1040518
10	3	1800	3-1/4	1-15/16	1		MH1050116
12	2-1/2	1700	2-3/4	1-15/16	1-1/4		MH1240516
12	2-1/2	1700	2-3/4	1-15/16	1		MH1240520
16	3	2500	3	2-7/16	1-1/4		MH1650120

~ Wheels are complete with spanner bushing and nylon sealed retaining/thrust washer.

RUBBER WHEELS

## Albion Bumpers

Serious protection for your equipment.

We're not saying our bumpers will take a bullet for you like a secret service agent. But, Albion is pleased to announce a new line of bumpers that look good while protecting your equipment, walls and other structures 24 hours a day ... 7 days a week.

See page 205



# MR

## Mold-On Rubber on Iron Core



Cushion rubber treads are vulcanized to cast iron cores. The soft rubber tread affords a cushion effect to the load. These wheels are highly shock absorbing and provide quiet operation, while dampening vibration.

### FEATURES

- **Wheel face:** Moderate crown
- **Finish:** Black tread on black enamel core
- **Temperature Range:** -40 degrees up to +180 degrees Fahrenheit
- **Hardness:** 70-85 Shore A

### WHEEL OPTIONS

- Neoprene on iron core, consult factory.
- Note: Select bearings featured are recommended for standard applications. For special applications or alternate bearings consult factory. See bearing information on page 13.
- For customization & special application options, please consult factory.

**New Sizes!**

Wheel Diameter (Inches)	Tread Width (Inches)	Capacity (Lbs) (Based on nominal operating)	Hub Length (Inches)	Bore ID (Inches)	Bearing ID (Inches)	Approx. Wt. (Lbs)	Wheel Number Roller Bearing (01, 05, 07)	Wheel Number Tapered Roller (09)
3-1/4	1-1/2	140	1-5/8	1-3/16	1/2	1	MR0310108	
3-1/4	1-1/2	140	1-5/8	1-3/16	5/8	1	MR0310110	
3-1/4	1-1/2 <sup>^</sup>	140	1-5/8	1-3/16	3/4	1	MR0310112~	
4	1-1/2	250	1-5/8	1-3/16	1/2	1-1/4	MR0410108	
4	1-1/2	250	1-5/8	1-3/16	5/8	1-1/4	MR0410110	
4	1-1/2 <sup>^</sup>	250	1-5/8	1-3/16	3/4	1-1/4	MR0410112~	
4	2	300	2-3/16	1-3/16	1/2	1-1/2	MR0420108	
4	2	300	2-3/16	1-3/16	5/8	1-1/2	MR0420110	
4	2	300	2-3/16	1-3/16	3/4	1-1/2	MR0420112~	
5	1-1/2	350	1-5/8	1-3/16	1/2	1-1/2	MR0510108	
5	1-1/2	350	1-5/8	1-3/16	5/8	1-1/2	MR0510110	
5	1-1/2 <sup>^</sup>	350	1-5/8	1-3/16	3/4	1-1/2	MR0510112~	
5	2	450	2-3/16	1-3/16	1/2	2	MR0520108	
5	2	450	2-3/16	1-3/16	5/8	2	MR0520110	
5	2	450	2-3/16	1-3/16	3/4	2	MR0520112~	
6	2	500	2-3/16	1-3/16	1/2	2-1/4	MR0620108	
6	2	500	2-3/16	1-3/16	5/8	2-1/4	MR0620110	
6	2	500	2-3/16	1-3/16	3/4	2-1/4	MR0620112~	
6	2-1/2	700	3-1/4	1-15/16	1	10	MR0640116	
6	2-1/2	700	2-3/4	1-15/16	1	9-1/4	MR0640516	
6	2-1/2	700	2-3/4	1-3/16	3/4	6-1/4	MR0640712	
6	2-1/2	700	3-1/2	1-15/16	3/4	9-1/2		MR0640912
6	3	750	3-1/4	1-15/16	1	9-1/2	MR0650116	
6	3	750	3-1/4	1-15/16	1-1/4	9-1/2	MR0650120	
6	3	750	3-1/2	1-15/16	3/4	9-1/4		MR0650912
7	2-1/2	800	2-3/4	1-15/16	1	9-1/2	MR0740516	
8	2	600	2-3/16	1-3/16	1/2	3-1/2	MR0820108	
8	2	600	2-3/16	1-3/16	3/4	6-1/3	MR0820112~	
8	2	600	2-3/16	1-3/16	5/8	3-1/2	MR0820110	
8	2	600	2-3/16	1-3/16	7/8	3-1/2	MR0820114	
8	2	600	2-3/16	1-15/16	1	4	MR0820116	
8	2-1/2	850	3-1/4	1-15/16	1	9-3/4	MR0840116	
8	2-1/2	850	3-1/4	1-15/16	1-1/4	9-3/4	MR0840120	
8	2-1/2	850	2-3/4	1-15/16	1	9-1/2	MR0840516	
8	2-1/2	850	2-3/4	1-3/16	3/4	8-1/2	MR0840712	
8	2-1/2	850	3-1/2	1-15/16	3/4	9-1/2		MR0840912
8	3	900	3-1/2	1-15/16	3/4	11-1/4		MR0850912
8	3	900	3-1/2	1-63/64	1	11-1/4		MR0850916
8	3	900	3-1/4	1-15/16	1-1/4	11-1/2	MR0850120	
10	2-1/2	950	2-3/4	1-3/16	3/4	12-1/4	MR1040712	
10	2-1/2	950	2-3/4	1-3/16	7/8	12-3/4	MR1040714	
10	2-1/2	950	3-1/4	1-15/16	1	13	MR1040116	
10	2-1/2	950	2-3/4	1-15/16	1	12-3/4	MR1040516	
10	2-1/2	950	3-1/4	1-15/16	1-1/4	13	MR1040120	
10	3	1000	3-1/2	1-15/16	3/4	14		MR1050912
10	3	1000	3-1/4	1-15/16	1	14-1/4	MR1050116	
10	3	1000	3-1/2	1-63/64	1	14		MR1050916
10	3	1000	3-1/4	1-15/16	1-1/4	14-1/4	MR1050120	
10	3	1000	3-1/2	2-21/64	1-1/4	14		MR1050920
10	4	1400	4-1/4	2-7/16	1-1/4	25-1/2	MR1070120	
10	4	1400	4-1/4	2-7/16	1-1/2	25-1/2	MR1070124	
10	4	1400	4-1/2	2-7/16	1	25		MR1070916
10	4	1400	4-1/2	2-7/16	1-1/4	25		MR1070920

~ Wheels are complete with spanner bushing and nylon sealed retaining/thrust washer.  
<sup>^</sup> 27/16" spanner and spacers included.

Continued on next page.

# MR

MR Wheels Continued



	Wheel Diameter (Inches)	Tread Width (Inches)	Capacity (Lbs) (Rated for normal operation)	Hub Length (Inches)	Bore ID (Inches)	Bearing ID (Inches)	Approx. Wt. (Lbs)	Wheel Number Roller Bearing (01,05)	Wheel Number Tapered Roller (09)
12	2-1/2	950	3-1/4	1-15/16	1	16		<b>MR1240116</b>	
12	2-1/2	950	3-1/4	1-15/16	1	16		<b>MR1240120</b>	
12	2-1/2	950	2-3/4	1-15/16	1	15-1/2		<b>MR1240516</b>	
12	3	1200	3-1/4	1-15/16	1	19-1/4		<b>MR1250116</b>	
12	3	1200	3-1/4	1-15/16	1-1/4	19-1/4		<b>MR1250120</b>	
12	3	1200	3-1/2	1-15/16	3/4	19			<b>MR1250912</b>
12	3-1/2	1500	4-1/4	2-7/16	1-1/4	24		<b>MR1260120</b>	
12	3-1/2	1500	4-1/4	2-7/16	1-1/2	24		<b>MR1260124</b>	
12	3-1/2	1500	4-1/2	2-7/16	1	23			<b>MR1260916</b>
12	3-1/2	1500	4-1/2	2-7/16	1-1/4	23			<b>MR1260920</b>
12	4	1600	4-1/4	2-7/16	1-1/4	29-1/2		<b>MR1270120</b>	
12	4	1600	4-1/4	2-7/16	1-1/2	29-1/2		<b>MR1270124</b>	
12	4	1600	4-1/2	2-7/16	1	29			<b>MR1270916</b>
12	4	1600	4-1/2	2-7/16	1-1/4	29			<b>MR1270920</b>
14	2-1/2	1100	2-3/4	1-15/16	1	18		<b>MR1440516</b>	
14	2-1/2	1100	2-3/4	1-15/16	1-1/4	18		<b>MR1440520</b>	
14	3	1800	3-1/4	1-15/16	1	23-1/2		<b>MR1450116</b>	
14	3	1800	3-1/4	1-15/16	1-1/4	23-1/2		<b>MR1450120</b>	
16	3	1500	3-1/4	1-15/16	1	40		<b>MR1650116</b>	
16	3	1500	3-1/4	1-15/16	1-1/4	40		<b>MR1650120</b>	
16	4	2000	4-1/4	2-7/16	1-1/4	47-3/4		<b>MR1670120</b>	
16	4	2000	4-1/4	2-7/16	1-1/2	47-3/4		<b>MR1670124</b>	
16	5	2570	5-1/4	2-7/16	1-1/4	60-1/4		<b>MR1680120</b>	
16	5	2570	5-1/4	2-7/16	1-1/2	60-1/4		<b>MR1680124</b>	
16	5	2570	5-1/4	3-1/4	2	60-1/4		<b>MR1680132</b>	
18	3	1550	4-1/4	2-7/16	1-1/4	41-3/4		<b>MR1850120</b>	
18	3	1550	4-1/4	2-7/16	1-1/2	41-3/4		<b>MR1850124</b>	
18	5	2800	5-1/4	2-7/16	1-1/2	83-1/4		<b>MR1880124</b>	
18	5	2800	5-1/4	3-1/16	1-3/4	86		<b>MR1880128</b>	
18	5	2800	5-1/4	3-1/4	2	86		<b>MR1880132</b>	
20	3	1680	4-1/4	2-7/16	1-1/4	64		<b>MR2050120</b>	
20	3	1680	4-1/4	2-7/16	1-1/2	64		<b>MR2050124</b>	
20	5	3020	5-1/4	3-1/4	2	93		<b>MR2080132</b>	

~ Wheels are complete with spanner bushing and nylon sealed retaining/thrust washer.  
 ^ 27/16" spanner and spacers included.

RUBBER WHEELS

## Albion is Green in More Ways Than One

### Are Your Casters Green?

Albion prides itself on being a leader in the caster industry ... not only in product innovation and service ... but also environmental stewardship of our planets precious natural resources.





**Rubber on Iron  
(Flat Tread)**



- Economical
- Ready to Ship



Empire caster wheel is economical and ready to ship.

**FEATURES**

- **Wheel face:** Flat with rounded edges
- **Finish:** Rubber tread; iron core
- **Hardness:** 95-98 Shore A

Wheel Diameter (Inches)	Tread Width (Inches)	Capacity (Lbs) (Rated for manual operation)	Hub Length (Inches)	Bore ID (Inches)	Bearing ID (Inches)	Approx. Wt. (Lbs)	Wheel Number Less Bearing (00)	Wheel Number Roller Bearing (01)
4	2	350	2-3/16	1-3/16	3/4	1-1/2	IM0420019	IM0420112
5	2	400	2-3/16	1-3/16	3/4	2	IM0520019	IM0520112
6	2	410	2-3/16	1-3/16	3/4	2-1/4	IM0620019	IM0620112
8	2	450	2-3/16	1-3/16	3/4	6-1/3	IM0820019	IM0820112

**Albion Bumpers**

Serious protection for your equipment.

We're not saying our bumpers will take a bullet for you like a secret service agent. But, Albion is pleased to announce a new line of bumpers that look good while protecting your equipment, walls and other structures 24 hours a day ... 7 days a week.

See page 205



**Caster Express is Here!**

- 24 hour shipping
- One week shipping for modified standard product
- Over 1,000 items now in caster express program
- Continuously adding models ... check frequently
- www.casterexpress.com

**ALBION**  
800-835-8911



# MD

## Mold-On Rubber on Die Cast Aluminum Wheels



Cushion rubber treads are vulcanized to die cast aluminum core. The soft rubber tread affords a cushion effect to the load and excellent floor protection. These wheels are highly shock absorbing and provide quiet operation, while dampening vibration.

### FEATURES

- **Wheel face:** Moderate crown
- **Finish:** Black on natural aluminum core
- **Temperature Range:** -40 degrees up to +180 degrees Fahrenheit
- **Hardness:** 80-83 Shore A

### WHEEL OPTIONS

- Note: Select bearings featured are recommended for standard applications. For special applications or alternate bearings consult factory. See bearing information on page 13.
- For customization & special application options, please consult factory.

Wheel Diameter (Inches)	Tread Width (Inches)	Capacity (Lbs) (Load for normal operation)	Hub Length (Inches)	Bore ID (Inches)	Bearing ID (Inches)	Approx. Wt. (Lbs)	Wheel Number Roller Bearing (01)
4	1-1/2	250	1-5/8	1-3/16	1/2	1-1/4	MD0410108
4	1-1/2	250	1-5/8	1-3/16	5/8	1-1/4	MD0410110
4	1-1/2 <sup>^</sup>	250	1-5/8	1-3/16	3/4	1-1/4	MD0410112~
4	2	400	2-3/16	1-3/16	1/2	1-1/2	MD0420108
4	2	400	2-3/16	1-3/16	5/8	1-1/2	MD0420110
4	2	400	2-3/16	1-3/16	3/4	1-1/2	MD0420112~
5	1-1/2	300	1-5/8	1-3/16	1/2	1-1/2	MD0510108
5	1-1/2	300	1-5/8	1-3/16	5/8	1-1/2	MD0510110
5	1-1/2 <sup>^</sup>	300	1-5/8	1-3/16	3/4	1-1/2	MD0510112~
5	2	500	2-3/16	1-3/16	1/2	2	MD0520108
5	2	500	2-3/16	1-3/16	5/8	2	MD0520110
5	2	500	2-3/16	1-3/16	3/4	2	MD0520112~
6	2	550	2-3/16	1-3/16	1/2	2-1/4	MD0620108
6	2	550	2-3/16	1-3/16	5/8	2-1/4	MD0620110
6	2	550	2-3/16	1-3/16	3/4	2-1/4	MD0620112~
8	2	600	2-3/16	1-3/16	1/2	3-1/2	MD0820108
8	2	600	2-3/16	1-3/16	5/8	3-1/2	MD0820110
8	2	600	2-3/16	1-3/16	5/8	3-1/2	MD0820110
8	2	600	2-3/16	1-3/16	3/4	3-1/2	MD0820112~

~ Wheels are complete with spanner bushing and nylon sealed retaining/thrust washer.  
<sup>^</sup> 2<sup>7</sup>/<sub>16</sub>" spanner and spacers included.

RUBBER WHEELS



**FALLSHAW CASTERS**  
Albion is the Exclusive Supplier of the  
Fallshaw Product Line in America

See pages 36-50





RM

NEW MODEL!

## High Modulus Grey Rubber on Aluminum Wheels



High modulus rubber wheels roll and swivel easier than conventional rubber wheels.

### FEATURES

- **Hardness:** 75-85 Shore A
- Wheels are complete with top hat and spacers
- **Wheel face:** Round tread
- **Finish:** Grey tread on aluminum core
- **Temperature Range:** -40 degrees to +180°F

### WHEEL OPTIONS

- Note: Select bearings featured are recommended for standard applications. For special applications or alternate bearings consult factory. See bearing information on page 13.
- For customization & special application options, please consult factory.

Wheel Diameter (Inches)	Tread Width (Inches)	Capacity (Lbs) (Rated for manual operation)	Hub Length (Inches)	Bore ID (Inches)	Bearing ID (Inches)	Approx. Wt. (Lbs)	Wheel Number Precision Ball (28)
5	2	300	2-7/16	-	1/2	2	RM0522808
6	2	350	2-7/16	-	1/2	3	RM0622808
8	2	450	2-7/16	-	1/2	4	RM0822808

RL

NEW MODEL!

## High Modulus Black Rubber on Aluminum Wheels



High modulus rubber wheels roll and swivel easier than conventional rubber wheels.

### FEATURES

- **Hardness:** 75-85 Shore A
- Wheels are complete with top hat and spacers
- **Wheel face:** Round tread
- **Finish:** Black tread on aluminum core
- **Temperature Range:** -40 degrees to +180°F

### WHEEL OPTIONS

- Note: Select bearings featured are recommended for standard applications. For special applications or alternate bearings consult factory. See bearing information on page 13.
- For customization & special application options, please consult factory.

Wheel Diameter (Inches)	Tread Width (Inches)	Capacity (Lbs) (Rated for manual operation)	Hub Length (Inches)	Bore ID (Inches)	Bearing ID (Inches)	Approx. Wt. (Lbs)	Wheel Number Precision Ball (28)
5	2	300	2-7/16	-	1/2	2	RL0522808
6	2	350	2-7/16	-	1/2	3	RL0622808
8	2	450	2-7/16	-	1/2	4	RL0822808

# RR

## Rubber Solid



Protect floors and quiet operation with our rubber wheels. Rubber is molded to harder rubber core.

### FEATURES

- **Wheel Face:** Moderate crown
- **Finish:** Black
- **Temperature Range:** -40 degrees up to +180 degrees Fahrenheit
- **Hardness:** 75-85 Shore A

### WHEEL OPTIONS

- Note: Select bearings featured are recommended for standard applications. For special applications or alternate bearings consult factory. See bearing information on page 13.
- For customization & special application options, please consult factory.

	Wheel Diameter (Inches)	Tread Width (Inches)	Capacity (Lbs) (Based on normal operation)	Hub Length (Inches)	Bore ID (Inches)	Bearing ID (Inches)	Approx. Wt. (Lbs)	Wheel Number Roller Bearing (01)	Wheel Number Plain Bore (41)
3	1-1/4	125	1-3/8	1-1/16	1/2	1/2		RR0300108	RR0304108
3-1/2	1-1/4	150	1-3/8	1-1/16	1/2	1/2			RR03X4108
4	1-1/4	150	1-3/8	1-1/16	1/2	3/4		RR0400108	RR0404108
4	1-1/2	170	1-5/8	1-3/16	1/2	1-1/4		RR0410108	
4	1-1/2	170	1-5/8	1-3/16	5/8	1-1/4		RR0410110	
4	1-1/2^	170	1-5/8	1-3/16	3/4	1-1/4		RR0410112~	
4	2	220	2-3/16	1-3/16	1/2	1-1/2		RR0420108	
4	2	220	2-3/16	1-3/16	5/8	1-1/2		RR0420110	
4	2	220	2-3/16	1-3/16	3/4	1-1/2		RR0420112~	
5	1-1/4	175	1-3/8	1-1/16	1/2	1-1/2		RR0500108	RR0504108
5	1-1/2	240	1-5/8	1-3/16	1/2	1-3/4		RR0510108	
5	1-1/2	240	1-5/8	1-3/16	5/8	1-3/4		RR0510110	
5	1-1/2^	240	1-5/8	1-3/16	3/4	1-3/4		RR0510112~	
5	2	325	2-3/16	1-3/16	1/2	2-1/2		RR0520108	
5	2	325	2-3/16	1-3/16	5/8	2-1/2		RR0520110	
5	2	325	2-3/16	1-3/16	3/4	2-1/2		RR0520112~	
6	1-1/2	270	1-5/8	1-3/16	1/2	2-3/4		RR0610108	
6	1-1/2	270	1-5/8	1-3/16	5/8	2-3/4		RR0610110	
6	1-1/2^	270	1-5/8	1-3/16	3/4	2-3/4		RR0610112~	
6	2	350	2-3/16	1-3/16	1/2	3-1/2		RR0620108	
6	2	350	2-3/16	1-3/16	5/8	3-1/2		RR0620110	
6	2	350	2-3/16	1-3/16	3/4	3-1/2		RR0620112~	
8	1-1/2	360	1-5/8	1-3/16	1/2	4		RR0810108	
8	1-1/2^	360	1-5/8	1-3/16	5/8	4		RR0810110	
8	1-1/2^	360	1-5/8	1-3/16	3/4	4		RR0810112~	

~ Wheels are complete with spanner bushing and nylon sealed retaining thrust washer.  
^ 27/16" spanner and spacers included.

RUBBER WHEELS



## Mmmm ... High Temperature Wheels that Bakeries Can Appreciate!

**Preheat Oven to 485° and Relax**

- Albion MV/MZ rubber tread high temperature wheels
- Excellent wheels for bakery racks
- Soft Tread Wheels Protect Your Floors

Casters see page 28  
Wheels see page 190



# OA

## Press-On Rubber Wheels



For capacities and service conditions beyond the capabilities of regular cushion tread wheels, we offer industrial press-on wheels. These are available in either standard or deluxe Hi-Profile cushion type.

### FEATURES

- **Wheel face:** Moderate crown
- **Finish:** Black tread with grey enamel core
- **Temperature Range:** 40 degrees up to +180 degrees Fahrenheit
- **Hardness:** 60–80 Shore A

### WHEEL OPTIONS

- Note: Select bearings featured are recommended for standard applications. For special applications or alternate bearings consult factory. See bearing information on page 13.
- For custom & special application options, please consult factory.

- Regular or Deluxe
- High Capacity Mold-On Rubber

	Wheel Diameter (Inches)	Tread Width (Inches)	Tire ID, Core OD (Inches)	Capacity (Lbs) (Based on normal operation)	Hub Length (Inches)	Bore ID (Inches)	Bearing ID (Inches)	Approx. Wt. (Lbs)	Wheel Number Roller Bearing (01)	Wheel Number Tapered Roller (09)
8-1/2	4	4	1270	4-1/4	1-15/16	1	23		OA087011601	
8-1/2	4	4	1270	4-1/2	1.98	1	23			OA087091601
10	6	6-1/4	2320	4-1/4	2-7/16	1-1/4	40		OA109012001	
10	6	6-1/4	2320	4-1/2	2-7/16	1-1/4	40			OA109092001
12	4	8	1420	4-1/4	2-7/16	1-1/4	45		OA127012001	
12	4	8	1420	4-1/2	2-7/16	1-1/4	45			OA127092001
12	4-1/2	8	1890	4-1/4	2-7/16	1-1/4	47		OA127012002	
12	4-1/2	8	1890	4-1/2	2-7/16	1-1/4	47			OA127092002
14	4	10	1600	4-1/4	2-7/16	1-1/4	49		OA147012001	
14	4	10	1600	4-1/2	2-7/16	1-1/4	49			OA147092001
15	5	11-1/4	2540	5-1/4	2-7/16	1-1/4	72		OA158012001	
15	5	11-1/4	2540	5-1/2	2-7/16	1-1/4	72			OA158092001
15	6	11-1/4	3150	5-1/4	2-7/16	1-1/2	79		OA159012401	
15	6	11-1/4	3150	5-1/2	2-7/16	1-1/4	79			OA159092001
15	8	11-1/4	4380	8-1/4	2-7/16	1-1/2	135		OA159012402	
15	8	11-1/4	4380	8-1/2	2-9/16	1-1/2	135			OA159092401
15	9	11-1/4	4570	9-1/4	2-7/16	1-1/2	142		OA159012403	
15	9	11-1/4	4570	9-1/2	2-9/16	1-1/2	142			OA159092402
16	4	14	1770	4-1/4	2-7/16	1-1/4	58		OA167012001	
16	4	14	1770	4-1/2	2-7/16	1-1/4	58			OA167092001
16	4-1/2	14	2040	4-1/4	2-7/16	1-1/4	61		OA167012002	
16	4-1/2	14	2040	4-1/2	2-7/16	1-1/4	61			OA167092002
18	5	14	2540	4-1/4	2-7/16	1-1/4	92		OA188012001	
18	5	14	2540	4-1/2	2-7/16	1-1/4	92			OA188092001
18	12	14	9100	12-1/4	2-7/16	1-1/2	200		OA188012401	
18	12	14	9100	12-1/2	2-9/16	1-1/2	200			OA189092401
20	5	16	2750	5-1/4	2-7/16	1-1/2	117		OA208012401	
20	5	16	2750	5-1/2	2-7/16	1-1/4	117			OA208092001
20	6	16	3920	5-1/4	2-7/16	1-1/2	126		OA209012401	
20	6	16	3920	5-1/2	2-9/16	1-1/2	126			OA209092401
20	9	16	5820	9-1/4	2-7/16	1-1/2	229		OA209012402	
20	9	16	5820	9-1/2	2-9/16	1-1/2	229			OA209092402
22	10	16	8260	10-1/4	2-7/16	1-1/2	260		OA229012401	
22	10	16	8260	10-1/2	2-9/16	1-1/2	260			OA229092401
22	12	16	10190	12-1/4	2-7/16	1-1/2	286		OA229012402	
22	12	16	10190	12-1/2	2-9/16	1-1/2	286			OA229092402

### Deluxe Press-On Rubber Wheels

13	4-1/2	8	2040	4-1/4	2-7/16	1-1/4	49		OA137012001	
13	4-1/2	8	2040	4-1/2	2-7/16	1-1/4	49			OA137092001
14	4-1/2	8	2120	4-1/4	2-7/16	1-1/4	52		OA147012001	
14	4-1/2	8	2120	4-1/2	2-7/16	1-1/4	52			OA147092001
15-1/2	6	10	3400	4-1/4	2-7/16	1-1/2	68		OA159012404	
15-1/2	6	10	3400	4-1/2	2-7/16	1-1/4	68			OA159092002
16-1/4	4	11-1/4	2050	5-1/4	2-7/16	1-1/4	69		OA167012003	
16-1/4	4	11-1/4	2050	5-1/2	2-7/16	1-1/4	69			OA167092003
16-1/4	6	11-1/4	3470	5-1/4	2-7/16	1-1/2	83		OA169012401	
16-1/4	6	11-1/4	3470	5-1/2	2-7/16	1-1/4	83			OA169092001
16-1/4	7	11-1/4	4190	7-1/4	2-7/16	1-1/2	127		OA169012402	
16-1/4	7	11-1/4	4190	7-1/2	2-9/16	1-1/2	127			OA169092401
18	5	12-1/8	2980	4-1/4	2-7/16	1-1/2	72		OA188012401	
18	5	12-1/8	2980	4-1/2	2-7/16	1-1/4	72			OA188092002
18	6	12-1/8	3800	4-1/4	2-7/16	1-1/2	81		OA189012402	
18	6	12-1/8	3800	4-1/2	2-9/16	1-1/4	81			OA189092001
18	8	12-1/8	5450	8-1/4	2-7/16	1-1/2	132		OA189012403	
18	8	12-1/8	5450	8-1/2	2-9/16	1-1/2	132			OA189092402
21	6	15	4270	5-1/4	2-7/16	1-1/2	117		OA219012401	
21	6	15	4270	5-1/2	2-9/16	1-1/2	117			OA219092401
21	8	15	6120	8-1/4	2-7/16	1-1/2	192		OA219012402	
21	8	15	6120	8-1/2	2-9/16	1-1/2	192			OA219092402
22	6	16	4420	5-1/4	2-7/16	1-1/2	135		OA229012403	
22	6	16	4420	5-1/2	2-9/16	1-1/2	135			OA229092403
22	8	16	6340	8-1/4	2-7/16	1-1/2	232		OA229012404	
22	8	16	6340	8-1/2	2-9/16	1-1/2	232			OA229092404

# SF Pneumatic Wheels



Full Pneumatic (SF) Recommended for the greatest possible protection to both loads and floors. If you transport fragile materials or parts, or if you move delicate instruments over rough floors, you should consider a pneumatic tire. Full pneumatics cushion the load on air, just like an automobile. They must be properly inflated as indicated in wheel table. Can be filled with urethane foam to make them deflation proof, but foam has no effect on capacity. Suitable for extended service.

• Precision bearings now available

Wheel Diameter (inches)	Tire Size/Type (inches)	Capacity (Lbs) (Based on manual operation)	Ply Rating	Hub Length (inches)	Air Pressure (PSI)	Bearing ID (inches)	Approx. Wt. (Lbs)	Wheel Number Ball Bearing (27)	Wheel Number Roller (01)	Wheel Number Tapered (09)
6	2	200	4	2-7/16	50	1/2	2	SF0622708*		
8	2	210	4	2-7/16	50	1/2	3	SF0822708*		
8.6	2.50/4	220	4	2-3/4	50	3/4	3	SF0842708*	SF0840112	
8.6	2.50/4	220	4	3	50	1/2	3	SF0842708*		
9.0	2.80/4	295	4	3-1/2	50	3/4	4-1/4	SF0852708*	SF0850112	
9.0	2.80/4	295	4	3-1/2	50	1/2	4-1/4	SF0852708*		
10.9	4.10/4	350	4	3-1/2	50	3/4	5-1/2	SF1062708*	SF1060112	
10.9	4.10/4	350	4	3-1/2	50	1/2	5-1/2	SF1062708*		
13.0	4.10/6	445	4	4-1/2	50	1	6-1/4	SF1272712	SF1270116	
13.0	4.10/6	445	4	4-1/2	50	3/4	6-1/4	SF1272712		SF1270916
13.0	4.10/6	445	4	4-1/2	50	1	10-1/4	SF1272712		
14.6	5.30/6	785	4	4-1/2	65	1	9	SF1482712	SF1480116	
14.6	5.30/6	785	4	4-1/2	65	3/4	9	SF1482712		
16.2	4.80/8	1300	6	6	90	1	16			SF1680916
16.3	4.80/8	1000	4	4-1/2	70	1-1/4	12		SF1680120	
18.4	5.70/8	1170	4	4-1/2	60	1-1/4	15		SF1890120	
19.0	5.70/8	1590	6	6-1/2	75	1	25			SF1890916
21.0	6.90/9	2420	10	7	100	1-1/4	37-1/2			SF2190920
23.5	6.50/10	2775	10	6	100	1-1/4	38			SF2390920
25.7	7.50/10	3630	10	9	95	1-1/4	40			SF2590920

\*Precision bearings now available. Replacement parts now available, consult factory.

# SG Grey Pneumatic

NEW MODEL!



- New Grey Pneumatic tires feature non-marking floor protection
- Full pneumatics cushion the load on air, just like an automobile tire
- Smoother ride over rough floors
- Load capacities up to 350lbs per tire
- Wheels can be filled with urethane foam to make them deflation proof, but foam has no effect on capacity ... consult Albion.



Wheel Diameter (inches)	Tire Size/Type (inches)	Capacity (Lbs) (Based on manual operation)	Hub Length (inches)	Bearing ID (inches)	Approx. Wt. (Lbs)	Ply Rating	Air Pressure (PSI)	Bearing Type	Wheel Number
6	2	200	2-7/16	1/2	2	4	50	Radial Ball	SG0622708
6	2	200	2-7/16	1/2	2	4	50	Precision Ball	SG0622808
8	2	210	2-7/16	1/2	3	4	50	Radial Ball	SG0822708
8	2	210	2-7/16	1/2	3	4	50	Precision Ball	SG0822808
8.6	2.50/4	220	2-3/4	3/4	3	4	30	Roller	SG0840112
8.6	2.50/4	220	3	1/2	3	4	30	Radial Ball	SG0842708
8.6	2.50/4	220	3 1/2	3	4	4	30	Precision Ball	SG0842808
9	2.80/4	295	3-1/2	3/4	4-1/4	4	50	Roller	SG0850112
9	2.80/4	295	3-1/2	1/2	4-1/4	4	50	Radial Ball	SG0852708
9	2.80/4	295	3-1/2	1/2	4-1/4	4	50	Precision Ball	SG0852808
10.9	4.10/4	350	3-1/2	3/4	5-1/2	4	50	Roller	SG1060112
10.9	4.10/4	350	3-1/2	1/2	5-1/2	4	50	Radial Ball	SG1062708
10.9	4.10/4	350	3-1/2	1/2	5-1/2	4	50	Precision Ball	SG1062808

**A Different Shade of Black**  
Introducing Albion Grey Pneumatic Wheels

PNEUMATIC WHEELS

# SF Brass Pneumatic Replacement Tire

- Shiny brass hub
- Black or Grey Pneumatic tires feature non-marking floor protection
- Full pneumatics cushion the load on air, just like an automobile tire
- Smoother ride over rough floors
- Load capacities up to 220 lbs per tire
- Wheels can be filled with urethane foam to make them deflation proof, but foam has no effect on capacity ... consult Albion.



Wheel Diameter (Inches)	Tread Width (Inches)	Capacity (Lbs) <small>(Rated for manual operation)</small>	Hub Length (Inches)	Bore ID (Inches)	Bearing ID (Inches)	Approx. Wt. (Lbs)	Wheel Number Industrial Ball (27)
-------------------------	----------------------	---	---------------------	------------------	---------------------	-------------------	--------------------------------------

Black Tread							
8	2.50/4	220	2-7/16	1-3/8	1/2	3	SF084270805

Grey Tread							
8	2.50/4	220	2-7/16	1-3/8	1/2	3	SF084270806

# SO Pneumatic Hand Truck Wheel



Hand Truck Wheel (SO) This 4-ply rating tire with offset hub is the perfect answer for all your hand truck replacement needs.

Wheel Diameter (Inches)	Tire Size/Type (Inches)	Capacity (Lbs) <small>(Rated for manual operation)</small>	Ply Rating	Hub Length (Inches)	Air Pressure (PSI)	Bearing ID (Inches)	Approx. Wt. (Lbs)	Wheel Number Ball Bearing (27)	Wheel Number Roller (01)	Wheel Number Precision Ball (28)
10.5	4.10/4	350	4	2-1/4 Offset	50	5/8	2	S01062710	S01060110	S01062810

# SN Semi-Pneumatic Hand Truck Wheel



Semi-Pneumatic (SN) These shock absorbing pneumatic wheels have no inflation problems, because they are not pressurized. All bearings are pressure lubricated, except the 6" diameter wheels, which must be lubricated through the hollow axle.

Wheel Diameter (Inches)	Tire Size/Type (Inches)	Capacity (Lbs) <small>(Rated for manual operation)</small>	Hub Length (Inches)	Bearing ID (Inches)	Approx. Wt. (Lbs)	Wheel Number Ball Bearing (27)	Wheel Number Roller (01)
6.2	2.00EHS	200	2-1/4	3/4	3		SN0620112
6.2	2.00EHS	200	2-1/2	1/2	3	SN0622708	
8.6	2.50EHS	350	3	3/4	5-3/4		SN0840112
8.6	2.50EHS	350	3	1/2	5-3/4	SN0842708	
10.0	2.75EHS	350	3-1/4	3/4	7-1/4		SN1040112
10.0	2.75EHS	350	3-1/4	1/2	7-1/4	SN1042708	
12.1	3.00EHS	540	3-1/2	3/4	13-1/2		SN1250112
12.1	3.00EHS	540	3-1/2	1/2	13-1/2	SN1252708	

# NF Never-Flat Tires



Never-Flat (NF) Recommended for the greatest possible protection to both loads and floors. Perfect replacement tire for pneumatic or semi-pneumatic applications. This solid urethane tire has similar rollability characteristics as a pneumatic tire... but they never go flat. Optional colors and caster configurations, consult factory. Replacement parts available. 8" Grey wheel. 10" Black wheel.



Wheel Diameter (Inches)	Tire Size (Inches)	Capacity (Lbs) (Max. per model, per piece)	Hub Length (Inches)	Hub Description	Bearing ID (Inches)	Approx. Wt. (Lbs)	Wheel Number Ball Bearing (27)
8	2-1/2	300	2-1/4	Offset 1-Piece Hub	1/2	2-1/4	NF0852708
8	2-1/2	300	2-1/4	Offset 1-Piece Hub	5/8	2-1/4	NF0852710
8	2-1/2	300	3	Centered 1-Piece Hub	1/2	3	NF0852708C
8	2-1/2	300	2-1/4	Offset 3-Piece Hub	1/2	2-1/4	NF0852708T
8	2-1/2	300	2-1/4	Offset 3-Piece Hub	5/8	2-1/4	NF0852710T
8	2-1/2	300	3	Centered 3-Piece Hub	1/2	3	NF0852708CT
8	2-1/2	300	3	Centered 3-Piece Hub	5/8	3	NF0852710CT
10	3-1/2	350	2-1/4	Offset 1-Piece Hub	1/2	5	NF1062708
10	3-1/2	350	2-1/4	Offset 1-Piece Hub	5/8	5	NF1062710
10	3-1/2	350	2-1/4	Offset 3-Piece Hub	1/2	5	NF1062708T
10	3-1/2	350	2-1/4	Offset 3-Piece Hub	5/8	5	NF1062710T
10	3-1/2	350	3-1/2	Centered 1-Piece Hub	5/8	5	NF1062710C
10	3-1/2	350	3-1/2	Centered 3-Piece Hub	1/2	5	F1062708CT
10	3-1/2	350	3-1/2	Centered 3-Piece Hub	5/8	5	NF1062710CT

10" precision ball and roller bearing models available, roller bearing ID is 3/4".  
For precision ball models change 27 to 28. For roller bearing models change 27 to 01.

Replacement 10" diameter tire less hub available, specify NF1060022.  
Replacement parts available.

## FEATURES

- Heavy duty 350 pound load capacity!
- Looks and performs similar to pneumatic wheels, but without the hassles of air pressure maintenance and flat tire repair
- Reduces maintenance time and expense
- Closed cell expanded foam construction resists water absorption (unlike others currently in the marketplace)
- Sawtooth tread for easy maneuverability and traction (radial tread on 8" model)
- Quiet, smooth operation
- Non-marking for superior floor protection
- Rolls over obstacles with ease and absorbs shock to protect cargo
- Zerk fittings



- Solid Urethane Never Goes Flat
- Optional Colors
- Replacements Parts Available

[www.neverflattire.com](http://www.neverflattire.com)

Never-Flat! The name says it all. Air gauges and tire patches are now obsolete!

New Expanded Line!

# ALBION®



NEVER-FLAT TIRES



NEW MODEL!

## High Temperature Rubber on Die Cast Aluminum (MV)

Hi-Temperature rubber wheel handles the heat, yet protects your floors with non-marking rubber tread. An excellent wheel for bakery racks.

### FEATURES

- **Wheel Face:** Moderate crown
- **Finish:** Red non-marking grey on aluminum core
- **Temperature Range:** -40°F to +485°F intermittent (285°F continuous use)
- **Hardness:** 85 Shore A
- Soft tread wheels protect your floors
- Economical
- Typical applications include: Food Service, Pharmaceuticals, Laboratories, Hospitals

Wheel Diameter (Inches)	Tread Width (Inches)	Capacity (Lbs) (Based on manual operation)	Hub Length (Inches)	Bore ID (Inches)	Wheel Number
4	1-9/16	170	1.77	.320	MV0412805

**Durometer:** 73 Shore A  
**Temperature Range:** -40° to 485°F intermittent (285°F continuous use)  
**Bearing:** Precision ball ... stainless steel bearings available.

Important Note: Caster wheel does not fit standard Albion F4 series caster models. You must order special F4 rigs for MV/MZ wheels.

Mmmm ... High Temperature Wheels that Bakeries Can Appreciate!  
 Preheat Oven to 485° and Relax

# ALBION

www.albioninc.com



NEW MODEL!

## High Temperature Rubber on High Temperature Phenolic (MZ)

Hi-Temperature rubber wheel handles the heat, yet protects your floors with non-marking rubber tread. An excellent wheel for bakery racks.

### FEATURES

- **Wheel Face:** Moderate crown
- **Finish:** Black non-marking rubber on phenolic core
- **Temperature Range:** -40°F to +485°F intermittent (285°F continuous use)
- **Hardness:** 73 Shore A
- Soft tread wheels protect your floors
- Economical
- Typical applications include: Food Service, Pharmaceuticals, Laboratories, Hospitals

Wheel Diameter (Inches)	Tread Width (Inches)	Capacity (Lbs) (Based on manual operation)	Hub Length (Inches)	Bore ID (Inches)	Wheel Number
4	1-3/16	185	1.77	.412	MZ0404105

**Durometer:** 85 Shore A  
**Temperature Range:** -40° to 485°F intermittent (285°F continuous use)  
**Bearing:** Standard plain bearing.  
 Comes with spanner for 5/16" axles.

Important Note: Caster wheel does not fit standard F4 series caster models. You must order these special F4 rigs for MV/MZ wheels.

# Handle the Heat ... Protect Your Floors

# XS Ultimate X-tra Soft Rubber

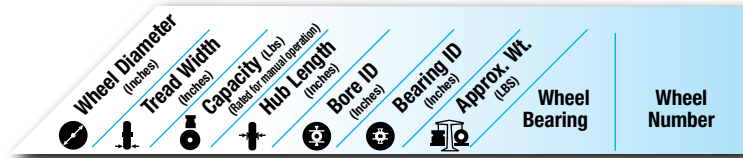
The Ultimate X-tra soft rubber wheels offer the ultimate in ergonomic ease. Whether it's durability, quiet operation, or rollability, these wheels can answer your every application need.

## FEATURES

- **Wheel Face:** XS: Moderate crown
- **Finish:** Non-marking grey tread on grey core.
  - NEW!** wheels: Non-marking black tread on grey core
- **Temperature Range:** -45 degrees up to +180°F
- **Hardness:** 65-75 Shore A

## WHEEL OPTIONS

- Prevenz™ Antimicrobial wheel available specify **PREV**
- For customization, special applications or alternate bearings consult factory



## Xtra-Soft Flat Grey Tread (Light Duty)



Wheel Diameter (inches)	Tread Width (inches)	Capacity (Lbs) (based for nominal operation)	Hub Length (inches)	Bore ID (inches)	Bearing ID (inches)	Approx. Wt. (Lbs)	Wheel Bearing	Wheel Number
3	1-1/4	200	1-1/2	1-1/16	1/2	5/16	Delrin	XS0305108
3-1/2	1-1/4	250	1-1/2	1-1/16	1/2	5/16	Delrin	XS03X5108
4	1-1/4	300	1-1/2	1-1/16	1/2	3/8	Delrin	XS0405108
5	1-1/4	325	1-1/2	1-1/16	1/2	3/4	Delrin	XS0505108
6	1-1/4	325	1-1/2	1-1/16	1/2	3/4	Delrin	XS0605108

## Xtra-Soft Flat Grey Tread (Medium Heavy Duty)



Wheel Diameter (inches)	Tread Width (inches)	Capacity (Lbs) (based for nominal operation)	Hub Length (inches)	Bore ID (inches)	Bearing ID (inches)	Approx. Wt. (Lbs)	Wheel Bearing	Wheel Number
4	2	350	2-3/16	1-3/16	3/4	1	Delrin	XS0425112
4	2	350	2-3/16	1-3/16	3/4	1	Roller	XS0420112~
4	2	350	2-7/16	1-9/16	1/2	1	Precision Ball	XS0422808*
5	2	375	2-3/16	1-3/16	3/4	1-1/8	Delrin	XS0525112
5	2	375	2-3/16	1-3/16	3/4	1-1/8	Roller	XS0520112~
5	2	375	2-7/16	1-9/16	1/2	1-1/8	Precision Ball	XS0522808*
6	2	600	2-3/16	1-3/16	3/4	1-3/8	Delrin	XS0625112
6	2	600	2-3/16	1-3/16	3/4	1-3/8	Roller	XS0620112~
6	2	500	2-7/16	1-9/16	1/2	1-3/8	Precision Ball	XS0622808*
8	2	675	2-3/16	1-3/16	3/4	2-3/8	Delrin	XS0825112
8	2	675	2-3/16	1-3/16	3/4	2-3/8	Roller	XS0820112~
8	2	500	2-7/16	1-9/16	1/2	2-3/8	Precision Ball	XS0822808*

## NEW! Xtra-Soft Flat Black Tread (Center Hub)



Wheel Diameter (inches)	Tread Width (inches)	Capacity (Lbs) (based for nominal operation)	Hub Length (inches)	Bore ID (inches)	Bearing ID (inches)	Approx. Wt. (Lbs)	Wheel Bearing	Wheel Number
8	1-1/2	350	2.32	1-3/16	1/2	3	Industrial Ball	XS0812708
8	1-1/2	350	2	1-3/16	N/A	3	Plain	XS081001901

## NEW! Xtra-Soft Light Duty Conductive

Wheel Diameter (inches)	Tread Width (inches)	Capacity (Lbs) (based for nominal operation)	Hub Length (inches)	Bore ID (inches)	Bearing ID (inches)	Approx. Wt. (Lbs)	Wheel Bearing	Wheel Number
3	1-1/4	200	1-1/2	1-1/16	3/8	5/16	Annular Ball	XY0303106
3-1/2	1-1/4	250	1-1/2	1-1/16	3/8	5/16	Annular Ball	XY03X3106
4	1-1/4	300	1-1/2	1-1/16	3/8	3/8	Annular Ball	XY0403106
5	1-1/4	325	1-1/2	1-1/16	3/8	3/4	Annular Ball	XY0503106
6	1-1/4	325	1-1/2	1-1/16	3/8	3/4	Annular Ball	XY0603106

## NEW! Xtra-Soft Medium Heavy Duty Conductive



Wheel Diameter (inches)	Tread Width (inches)	Capacity (Lbs) (based for nominal operation)	Hub Length (inches)	Bore ID (inches)	Bearing ID (inches)	Approx. Wt. (Lbs)	Wheel Bearing	Wheel Number
4	2	350	2-3/16	1-3/16	3/4	1	Roller	XY0420112~
4	2	350	2-7/16	1-9/16	1/2	1	Precision Ball	XY0422808*
5	2	375	2-3/16	1-3/16	3/4	1-1/8	Roller	XY0520112~
5	2	375	2-7/16	1-9/16	1/2	1-1/8	Precision Ball	XY0522808*
6	2	600	2-3/16	1-3/16	3/4	1-3/8	Roller	XY0620112~
6	2	500	2-7/16	1-9/16	1/2	1-3/8	Precision Ball	XY0622808*
8	2	675	2-3/16	1-3/16	3/4	2-3/8	Roller	XY0820112~
8	2	500	2-7/16	1-9/16	1/2	2-3/8	Precision Ball	XY0822808*

## Prevenz™ Antimicrobial Wheels



The EPA registered and FDA compliant antimicrobial additive used in Prevenz™ wheels is designed to suppress the growth of a variety of destructive and odor causing microbes including bacteria, molds, mildew and fungi. These wheels are suitable for a variety of applications including medical equipment, food equipment, pharmaceutical, chemical, meat & poultry, processing plants and more. To order add "PREV" to end of caster number.



# XR Ultimate X-tra Soft Rubber

The Ultimate X-tra soft rubber wheels offer the ultimate in ergonomic ease. Whether it's durability, quiet operation, or rollability, these wheels can answer your every application need.

### FEATURES

- **Wheel Face:** Round tread
- **Finish:** Non-marking grey tread on grey core.
- **NEW!** wheels: Non-marking black tread on grey core
- **Temperature Range:** -45 degrees up to +180°F
- **Hardness:** 65-75 Shore A (unless otherwise specified)

### WHEEL OPTIONS

- Prevenz™ Antimicrobial wheel available specify **PREV**
- For customization, special applications or alternate bearings consult factory



**NEW!**  
XR Hand Truck  
Wheels Now  
Available!



### Xtra-Soft Round Grey Tread (Light Duty)

3	1-1/4	200	1-1/2	1-1/16	3/8	5/16	Precision Ball	XR0302806
3-1/2	1-1/4	250	1-1/2	1-1/16	3/8	5/16	Precision Ball	XR03X2806
4	1-1/4	300	1-1/2	1-1/16	3/8	3/8	Precision Ball	XR0402806
5	1-1/4	325	1-1/2	1-1/16	3/8	3/4	Precision Ball	XR0502806



### Xtra-Soft Round Grey Tread (Medium Heavy Duty)

6	2	450	2-3/16	1-3/16	3/4	1-3/8	Delrin	XR0625112
6	2	450	2-3/16	1-3/16	3/4	1-3/8	Roller	XR0620112~
6	2	450	2-7/16	1-9/16	1/2	1-3/8	Precision	XR0622808*
8	2	600	2-3/16	1-3/16	3/4	2-3/8	Delrin	XR0825112
8	2	600	2-3/16	1-3/16	3/4	2-3/8	Roller	XR0820112*
8	2	500	2-7/16	1-9/16	1/2	2-3/8	Precision Ball	XR0822808*
10	2-1/2	850	3-1/4	1-15/16	1	1	Delrin	XR1045116



### Xtra-Soft Round Grey Tread (Heavy Duty)

10	2-1/2	850	3-1/2	2-7/16	3/4	3	Precision	XR1042812*
10	2-1/2	850	3-1/4	1-15/16	1	3	Roller	XR1040116



Tread Hardness is 50-60 Shore A.  
~ Wheels are complete with spanner bushing & nylon sealed retaining washers.  
\* Precision sealed bearings and top hats.

### NEW! Xtra-Soft Round Black Tread (Hand Truck Offset Hub)

8	2	250	2-1/4	1-3/8	1/2	2	Industrial Ball	XR0822708H
8	2	250	2-1/4	1-3/8	5/8	2	Industrial Ball	XR0822710H
8	2	250	2-1/4	1-3/8	1/2	2	Precision Ball	XR0822808H
8	2	250	2-1/4	1-3/8	5/8	2	Precision Ball	XR0822810H
10	2	250	2-1/4	1-3/8	1/2	3	Industrial Ball	XR1022708H
10	2	250	2-1/4	1-3/8	5/8	3	Industrial Ball	XR1022710H
10	2	250	2-1/4	1-3/8	1/2	3	Precision Ball	XR1022808H
10	2	250	2-1/4	1-3/8	5/8	3	Precision Ball	XR1022810H



Tread Hardness is 50-60 Shore A.  
~ Wheels are complete with spanner bushing & nylon sealed retaining washers.  
\* Precision sealed bearings and top hats.

### NEW! Xtra-Soft Round Conductive

6	2	450	2-3/16	1-3/16	3/8	1-3/8	Annular Ball	XZ0623106
6	2	450	2-3/16	1-3/16	3/4	1-3/8	Roller	XZ0620112~
6	2	450	2-7/16	1-9/16	1/2	1-3/8	Precision	XZ0622808*
8	2	600	2-3/16	1-3/16	3/8	2-3/8	Annular Ball	XZ0823106
8	2	600	2-3/16	1-3/16	3/4	2-3/8	Roller	XZ0820112*
8	2	500	2-7/16	1-9/16	1/2	2-3/8	Precision Ball	XZ0822808*



~ Wheels are complete with spanner bushing & nylon sealed retaining washers.  
\* Precision sealed bearings and top hats.

## Prevenz™ Antimicrobial Wheels



The EPA registered and FDA compliant antimicrobial additive used in Prevenz™ wheels is designed to suppress the growth of a variety of destructive and odor causing microbes including bacteria, molds, mildew and fungi. These wheels are suitable for a variety of applications including medical equipment, food equipment, pharmaceutical, chemical, meat & poultry, processing plants and more. To order add "PREV" to end of caster number.

# IS

## Grey TPR on Polypropylene (Flat)



**EMPIRE™**  
Casters & Wheels

- Economical
- Ready to Ship

Empire caster wheel is economical and ready to ship.

### FEATURES

- **Wheel face:** Moderate crown with rounded edges
- **Finish:** Non-marking grey tread on grey core
- **Hardness:** 85-88 Shore A

Wheel Diameter (Inches)	Tread Width (Inches)	Capacity (Lbs) (Rate for manual operation)	Hub Length (Inches)	Bore ID (Inches)	Bearing ID (Inches)	Approx. Wt. (Lbs)	Wheel Number Less Bearing (00)	Wheel Number Roller Bearing (01)
4	2	300	2-3/16	1-3/16	3/4	1	IS0420019	IS0420112
5	2	400	2-3/16	1-3/16	3/4	1-1/8	IS0520019	IS0520112
6	2	500	2-3/16	1-3/16	3/4	1-3/8	IS0620019	IS0620112
8	2	600	2-3/16	1-3/16	3/4	2-3/8	IS0820019	IS0820112

# IR

## Grey TPR on Polypropylene (Round)



**EMPIRE™**  
Casters & Wheels

Empire caster wheel is economical and ready to ship.

### FEATURES

- **Wheel face:** Round tread
- **Finish:** Non-marking grey tread; grey polypropylene core

Wheel Diameter (Inches)	Tread Width (Inches)	Capacity (Lbs) (Rate for manual operation)	Hub Length (Inches)	Bore ID (Inches)	Bearing ID (Inches)	Approx. Wt. (Lbs)	Wheel Number Less Bearing (00)	Wheel Number Roller Bearing (01)
4	2	250	2-3/16	1-3/16	3/4	1	IR0420019	IR0420112
5	2	350	2-3/16	1-3/16	3/4	1-1/8	IR0520019	IR0520112
6	2	450	2-3/16	1-3/16	3/4	1-3/8	IR0620019	IR0620112
8	2	550	2-3/16	1-3/16	3/4	3-3/8	IR0820019	IR0820112

**NEW**

**EMPIRE CASTERS**  
Albion now has casters and wheels for every price point!

**EMPIRE SERIES BEST PRICE IN ITS CLASS**

F2

F4


15

60

**ECONOMICAL EMPIRE RUBBER WHEELS**











# Prevenz™

## Albion Caster Series Prevenz™ Availability



Caster Series	XA Prevenz Polyurethane on Polypropylene	XS Prevenz X-tra Soft Rubber Crowned Tread	XR Prevenz X-tra Soft Rubber Round Tread	XP Prevenz X-treme® Plus Solid Elastomer	NG Prevenz Maxim® Glass-Filled Nylon	PY Prevenz Polyurethane on Iron	PX Prevenz Thick Tread Polyurethane on Iron
P2 Precision	•	•					
PC Prestige™	•						
02 Institutional	•		•				
04 Stainless	•	•	•				
05 Stainless	•	•	•	•	•		
12 Medium Heavy Duty	•	•	•	•	•	•	
16 Medium Heavy Duty	•	•	•	•	•	•	
18 Ergonomic Precision	•	•	•	•	•	•	
40 Spring-Loaded	•	•	•	•	•		
42 Spring-Loaded						•	
44 Spring-Loaded				•		•	
61 Heavy Duty	•	•	•	•	•	•	
62 Heavy Duty	•	•	•	•	•	•	
63 Heavy Duty						•	
71 Heavy Duty	•	•	•	•	•	•	
72 Heavy Duty	•	•	•	•	•	•	
78 Heavy Duty				•	•	•	
81 Heavy Duty			•	•		•	•
84 Heavy Duty				•		•	•
90 Heavy Duty			•	•		•	•
92 Heavy Duty				•		•	•
93 Heavy Duty						•	•
94 BBL Super Duty						•	•
94 TRL Super Duty						•	•
95 BBL Super Duty						•	•
95 TRL Super Duty						•	•
110 Contender™	•	•	•	•	•	•	
120 Contender™ Stainless	•	•	•	•	•		
130 Contender™ Stainless	•	•	•	•	•		
310 Contender™			•	•		•	•
330 Contender™ Stainless			•	•		•	•
410 Contender™			•	•		•	•
610 Contender™				•		•	•
100 Shockmaster	•	•	•	•	•	•	
300 Shockmaster			•	•		•	•
400 Shockmaster			•	•		•	•
600 Shockmaster				•		•	•
700 Shockmaster						•	•
850 Shockmaster						•	•
216 Cantilever-Style Dual						•	
263 Cantilever-Style Dual	•	•	•	•	•		
281 Cantilever-Style Dual						•	
290 Cantilever-Style Dual				•		•	•
295 Cantilever-Style Dual						•	•
272 Dual						•	
281 Dual	•	•					
290 Dual						•	•
292 Dual						•	•
293 Dual						•	•
295 BBL/TRL Dual						•	•

# ALBION®

Item	Page
	Caster Brakes - Light Duty . . . . . 195
	Caster Brakes - Medium and Heavy Duty . . . . . 196
	New FBB Caster Brake Kits . . . . . 197 <b>NEW MODEL!</b>
	Brake Kits Chart for Light Duty to Medium Heavy Duty Casters . . . . . 198
	Swivel Locks . . . . . 199
	Quick-Release Caster Pads . . . . . 199 <b>NEW MODEL!</b>
	Leveling Jacks . . . . . 199
	LE 16 Series ERGO <sup>n</sup> omic Floor Locks . . . . . 200 <b>NEW MODEL!</b>
	LF 02 Series Floor Locks . . . . . 201 <b>NEW MODEL!</b>
	LF Standard Floor Locks . . . . . 201 05, 12 16, 61, 62, 63, 71, 72, 81, and 90 Series

Item	Page
	LF Cast Iron Floor Locks . . . . . 203
	LT Telescoping Floor Locks . . . . . 203
	Shockmaster™ and Contender™ Turntables . . . . . 204 <b>NEW MODEL!</b>
	New line of Bumpers . . . . . 205 <b>NEW MODEL!</b>
	Optional Features – Top Plates and Overall Heights . . . . . 206

## Replacement Parts

	Axle and Bearing Components for Standard Models . . . . . 207
	Tapered Roller Bearings and Spacers / Other Bearing Types . . . . . 208
	Straight Roller Bearing and Retaining Washers / Axles and Nuts . . . . . 209
	Spanner Bushings & Thrust Washers / Parts for Empire 15 and 60 series Rigs . . . . . 210



# Caster Brakes

## Brakes for Light Duty Casters



**Cam Brake**  
Available on O1 Series.  
Step down to engage  
and release.  
Specify **NB01**.



**Face Contact Brake**  
Available on O2 & O4  
Series. Step down to  
engage and release.  
Specify **F**.



**Face Contact Brake**  
Available on DC & P2  
Series. Step down to  
engage and release.  
Specify **F**.



**P2 Total Lock Brake**  
Available on P2 Series.  
Locks wheel and  
swivel with simple  
press of toe lever.  
Specify **T**.



**Total Lock Brake**  
Available on O2 Series.  
Locks wheel and swivel  
with simple press of toe  
lever. Specify **T**.



**Grip Lock Brake**  
Available on O2 Series.  
Corrosion resistant brake  
features rugged thermoplastic  
construction. Specify **GL**.



**PC Total Lock**  
Available on PC Prestige™.  
Locks wheel and swivel  
with simple press of toe  
lever. Specify **T**.

When it was time to move the Liberty Bell to the new Liberty Bell Center, only one caster company got the call ...



**ALBION**

# Caster Brakes

## Brakes for Medium and Heavy Duty Casters

CASTER BRAKES



### Cam Brake

Available on 05, 12, 16, 18, 61, 62, 72, 100, 110 Series. Stainless steel on 05 series. Designed for use with Roller, 52 Delrin and Oilex bearing wheel casters. Specify **CB**. Note: 05 model shown in photo – may appear different on other series.



### Single Side Brake

Available on 05, 12, 16, 18, 61, 62, 63, 72, 78, 81, 84, 90, 92, 93, 94, 100, 110, 120, 300, 310, 400, 410, 600, 610 Series. Right hand installation standard, left hand option available. Specify **SSB**.



### Double Side Brake

Available on 05, 12, 16, 18, 61, 62, 63, 72, 78, 81, 84, 90, 92, 93, 94, 100, 110, 120, 300, 310, 400, 410, 600, 610 Series. Pedal on both sides for easy access. Specify **DSB**.



### Total Lock Brake

Available on 12 & 16 Series. Corrosion resistant brake features rugged thermoplastic construction. Locks both wheel and swivel. Specify **T**. (Order HS60 option for 6" caster.)



### Grip Lock Brake

Available on 12 & 16 Series. Corrosion resistant brake features rugged thermoplastic construction. Specify **GL**. (Does not work with swivel lock.)



### Face Brake

Available on 12 & 16 Series. Step down to engage and release. Will not work with swivel locks. Specify **FBA**.



### Face Brake

Available on 12, 16, 18, 61, 62, 63, 71, 72, 81, 84, 90, 100, 110, 300, 310, 400, 410 Series. Step down to engage and press up to release. Specify **FBB**.



### Face Brake

Available on 18, 100, 110 Series. Step down to engage and release. Specify **FBC**.



### Face Brake

Available on 05 Series. Step down to engage and release. Stainless steel. Will not work with swivel locks. Specify **FBD**.



### Poly Cam Brake

Available on 12, 16, 18, 61, 62, 63, 72, 78, 81, 84, 90, 92, 93, 94, 95, 100, 110, 300, 310, 400, 410, 600, 610, 700, 850 Series. Positive locking action wheel tread. Specify **P**.



### Wrap Around Brake

Available on 12, 16, 18, 61, 62, 63, 72, 78, 81, 84, 90, 92, 93, 94, 95, 100, 110, 300, 310, 400, 410, 600, 610, 700, 850 Series. Foot operated on both sides. Use with straight roller bearing. Overall height must be greater than 5-1/4". Specify **WB**.



### Face Contact Brake

Available on 81, 84, 90, 92, 93, 94, 95, 300, 400, 410, 600, 610, 700, 298, 850 Series. Turn lever to apply shoe against wheel tread for positive locking action. Specify **F**. (Recommended for Pneumatic casters.)

# New! Albion FBB Face Brake NEW MODEL!

## Easy to Install • Easy to Use

- Easy to install in the field or the factory
- Easy to engage, easy to disengage
- Virtually maintenance free
- Available on all popular heavy duty Albion caster models
- Easy access brake pedal
- Excellent braking action on a variety of wheel tread surfaces
- Rubber brake pad is durable and long-lasting
- Brake pad is easily adjustable to increase brake force or to maintain brake efficiency as wheel wears



A new "Engaging" Brake from Albion.



Kit comes with all necessary hardware (including axle) for easy installation.

Caster Series	Wheel Diameter	Tread Width	Axle Size	Part Number
12, 16, 18, 61, 62, 71, 72, 100, 110	4"	2"	1/2"	WK040202A
	5"	2"	1/2"	WK050202A
	6"	2"	1/2"	WK060202A
12, 16, 18, 61, 62, 71, 100, 110	8"	2"	1/2"	WK080202
63	5"	2-1/2"	3/4"	WK052503A
	6"	2-1/2"	3/4"	WK062503A
	8"	2-1/2"	3/4"	WK082503
	10"	2-1/2"	3/4"	WK102503
	12"	2-1/2"	3/4"	WK122503
81	5"	2-1/2"	3/4"	WK052535
81, 84	6"	2-1/2"	3/4"	WK062535
300, 310	6"	2-1/2"	3/4"	WK062535A
81, 84, 300, 310	8"	2-1/2"	3/4"	WK082535
	10"	2-1/2"	3/4"	WK102535
81, 300, 310	12"	2-1/2"	3/4"	WK122535
90, 400, 410	6"	3"	3/4"	WK060335A
	8"	3"	3/4"	WK080335
	10"	3"	3/4"	WK100335
	12"	3"	3/4"	WK120335



# Caster Brakes

## Brakes Kits for Light Duty Casters to Medium Heavy Duty Casters

### Brake Kits

Kit Number	Series	For Wheel Size	Brake Type	Exceptions
FBDC0300 FBDC0350 FBDC0400 FBDC0500	DC, P2	3" 3.5" 4" 5"	Face contact, pedal on side	
FB020300 FB020350 FB020400 FB020500	02	3" 3.5" 4" 5"	Face contact, pedal on side	
GLO20300 GLO20350 GLO20400 GLO20500	02	3" 3.5" 4" 5"	Face contact, pedal trailing	
FB040300 FB040350 FB040400 FB040500	04	3" 3.5" 4" 5"	Face contact, pedal on side	
WK405101 WK405104	12,14,16,61,62, 71,72,100,110	6", 8" 4", 5"	Cam action brake, side pedal	Not for precision or delrin bearings
WK405200 WK405201	05	4", 5" 6", 8"	Cam action brake, side pedal	Not for precision or delrin bearings
FB140400 FB140500 FB140600 FB140800	12,14, 16	4" 5" 6" 8"	Face contact, pedal on side	
FB180400 FB180500 FB180600 FB180800	18, 110	4" 5" 6" 8"	Face contact, pedal on side	
GL160400 GL160500 GL160600 GL160800	12,16	4" 5" 6" 8"	Face contact, pedal trailing	
ZL04208 ZL05208 ZL06208 ZL08208	12,14,16,18,61, 62,71,72,78, 100,110	4" 5" 6" 8"	Face contact, pedal trailing	For use on wheels with 2.438" hub length only.
ZL05408 ZL06408 ZL08408	61,62 63,72,78	5" 6" 8"	Face contact, pedal trailing	For use on wheels with 2.75" hub length only.

## Swivel Locks



Welded Hand Operated



Field Installable Hand Operated



Field Installable Foot Operated

Hand activated or foot activated plunger can be disengaged for continuous swiveling or engaged for straight line traveling. Requires notched yoke base. To order standard swivel lock installed specify "L" at end of caster number. For field installation options see chart:

Series	Factory Install Code	Hand Operated Field Installable Part Numbers	Foot Operated Field Installable Part Numbers
5	L	SL1200000	N/A
12	L	SL1200000	N/A
16	L	SL1600000	SL1600002
18*	L	SL1600000	SL1000005
40	L	SL1600000	N/A
42	L	SL8100000	N/A
44	L	SL90000002	N/A
61	L	SL6100000	N/A
62	L	SL6200000	N/A
63	L	SL6200000	N/A
71*	L	SL1600000~	SL1600002~
72	L	SL7200000	N/A
78	L	SL7200000	N/A
81*	L	SL8100000~	N/A
84	L	SL8100000	N/A
90	L	SL90000002	N/A

Series	Factory Install Code	Hand Operated Field Installable Part Numbers	Foot Operated Field Installable Part Numbers
92	L	SL9200000	N/A
94	L	SL9400000	N/A
95	L	SL9546000	N/A
100*	L	SL1600000	SL1600002
110*^	L	SL1600000	SL1600002
120*	L	SL1200000	N/A
130*	L	SL1200000	N/A
300*	L	SL3000000	N/A
310*	L	SL3000000	N/A
330*	L	SL3000000	N/A
400*	L	SL4000000	N/A
410*	L	SL4000000	N/A
600*	L	SL6000000~	N/A
610*	L	SL6000000~	N/A
700*	L	SL7000000~	N/A
850*	L	SL8500000~	N/A

\* Swivel lock is not attached to caster.  
~ Requires notched yoke.

^ SL1600006 if you specify K plate.

**NEW MODEL!**

## Quick-Release Caster Pads



Albion quick-release caster pads make changing casters fast and easy.

- Simplifies caster replacement
- Install or replace casters with just one nut & bolt
- Unplated for easy welding to carts

Description	Series	Caster Pad Number
Fits 2-1/2" x 3-5/8" Top Plate	02, P2, DC, PC	PC020000
Fits 4" x 4-1/2" Top Plate	14, 15, 16	PC160000
Fits 4" x 4-1/2" Top Plate	18, 110	PC1100000
Fits 4-1/2" x 6-1/4" Top Plate	62, 63, 72, 16 Pattern K, 310	PC620000



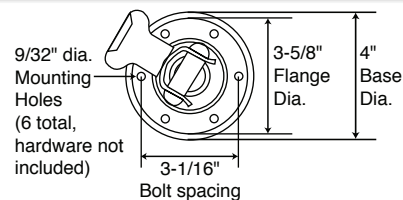
**NEW 71, 18, 110 Series Caster Pad now available!**

## Leveling Jacks



An economical and practical method for leveling and stabilizing portable equipment such as work platforms. They are used to hold equipment in place and elevate it to a required height. These screw jacks can be used in areas where position locks cannot be applied. The hand crank has a radius of 7-1/4". All metal parts are zinc plated for rust prevention.

Overall Height (Inches)	Minimum Height Below Frame of Equipment (Inches)	Maximum Extended Height Below Frame of Equipment (Inches)	Length of Screw Travel (Inches)	Approx. Weight (Lbs)	Jack Number
18	4-1/2	13-1/2	9	10-1/2	LJ625000
26	4-1/2	21-1/2	17	12-1/2	LJ622000
30	4-1/2	25-1/2	21	14	LJ627000



NEW MODEL!

# 16 Series ERGOmomic Floor Locks



Caster Wheel Diameter (inches)	Caster Series Number	Caster Height (inches)	Retracted Clearance (inches)	Approx. Wt. (lbs)	Floor Lock Number
6	16	7-1/4	1-1/2	3-3/4	16LE0680
8	16	9-1/2	1-1/2	3-3/4	16LE0880
6	110	7-1/2	1-1/2	3-3/4	110LE0680
8	110	10-1/8	1-1/2	3-3/4	110LE0880

- Ergonomically designed extended pedals make this floor lock the best in the industry!
- Bright Safety Yellow powder coating
- Easy to operate – even with steel toed boots.
- Top plate bolt hole spacing: same as 16 Series
- Brake Shoe: Large, non-skid, molded rubber for solid, no-slip contact
- Foot Pedal: Adjusted by slight foot pressure for simple, instant locking
- Finish: Corrosion resistant zinc plate and powder coating for long-use



Easy to engage. Simply push down on ergonomically designed extended pedal to activate.



Easy to disengage. Simply push down on top pedal to deactivate.



**New ERGOmomic Floor Locks.**  
**The BEST floor lock in the industry.**

**ALBION**  
[www.albioninc.com](http://www.albioninc.com)

**NEW MODEL!**

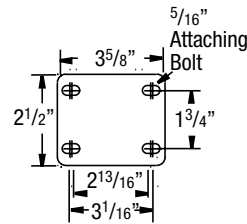
# 02 Series Floor Locks



Caster Wheel Diameter (inches)	Caster Series Number	Caster Height (inches)	Retracted Clearance (inches)	Approx. Wt. (LBS)	Floor Lock Number
3-1/2	02	4-11/16	3/4	2-3/4	02LF03X80
4	02	5-1/8	3/4	2-3/4	02LF0480
5	02	6-3/16	3/4	2-3/4	02LF0580

The Albion 02 Series floor locks are designed to hold your portable equipment in a desired location. Intended for use on level surfaces, the floor lock is activated by toe pressure on the extension pedal or released by toe touching one of the dual retractable plates. For best results, units should be used in pairs.

- Top Plate: dimension matches standard 02 Series caster top plate for easy installation
- Brake Shoe: Large, non-skid, molded rubber for solid, no-slip contact
- Foot Pedal: Adjusted by slight foot pressure for simple, instant locking
- Finish: Corrosion resistant zinc plate for long-use



Floor Lock Engaged



Floor Lock Disengaged

## Get a Grip! NEW 02 Series Floor Locks.

# ALBION®

[www.albioninc.com](http://www.albioninc.com)



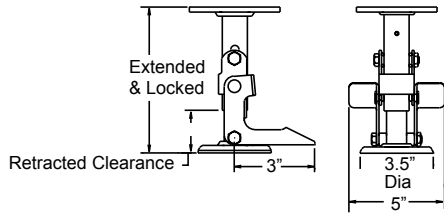
# Standard Floor Locks



Designed to hold portable equipment in a desired location. Intended for use on level surfaces. Floor lock is activated by toe pressure on the extension pedal or released by toe touching one of the dual retractable plates. The large non-skid brake pad, under high spring compression, holds the portable piece of equipment until released. For best results, units should be used in pairs.

### FEATURES

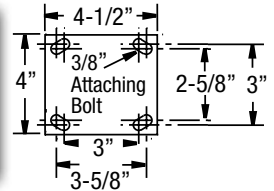
- **Top Plate:** Steel matching regular caster tops for easy installation
- **Brake Shoe:** Large, non-skid, molded rubber for solid, no-slip contact
- **Foot Pedal:** Adjusted by slight foot pressure for simple, instant locking
- **Finish:** Corrosion resistant zinc plate for long-use



Caster Wheel Diameter (Inches)	Caster Series Number	Caster Height (Inches)	Retracted Clearance	Approx. Wt. (Lbs)	Floor Lock Number
--------------------------------	----------------------	------------------------	---------------------	-------------------	-------------------

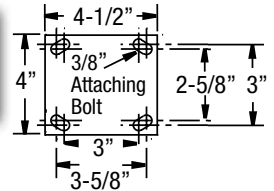
## 16 & 71 Series

4	16, 71	5-5/8	3/4	3-1/4	16LF0480
5	16, 71	6-1/2	3/4	3-1/2	16LF0580
6	16	7-1/4	3/4	3-1/2	16LF0680
6	71	7-1/2	3/4	3-3/4	71LF0680
8	16	9-1/2	3/4	4	16LF0880
8	71	10-1/8	3/4	4-1/2	71LF0880



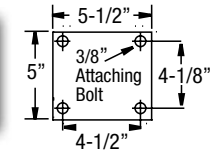
## 05 Stainless Steel Series

4	05	5-5/8	3/4	3-1/4	05LF0480	<b>NEW!</b>
5	05	6-1/2	3/4	3-1/2	05LF0580	
6	05	7-1/2	3/4	3-3/4	05LF0680	
8	05	9-1/2	3/4	4	05LF0880	



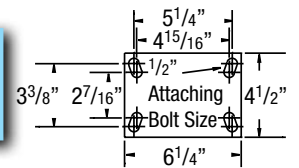
## 12 & 61 Series

4	12, 61	5-5/8	9/16	4	12LF0480
5	12, 61	6-1/2	1	4-1/4	12LF0580
6	12, 61	7-3/8	1	4-1/4	12LF0680
8	12, 61	9-1/2	1	4-3/4	12LF0880



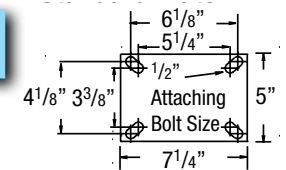
## 62, 63, 72, 81 Series

4	62, 63, 72, 81	5-5/8	9/16	4	62LF0480
5	62, 63, 72, 81	6-1/2	1	4-1/4	62LF0580
6	62, 63, 72, 81	7-1/2	1	4-1/4	62LF0680
8	62, 63, 72, 81	10-1/8	1	4-1/2	62LF0880



## 90 Series

6	90	8	1	6	90LF0680
8	90	10-1/2	1	6-1/2	90LF0880



# LF Cast Iron Floor Locks

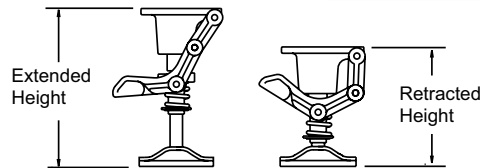
This lock allows you to immobilize equipment in any desired location, but does not interfere with its movement when not in use. Platform trucks, fixture dollies or other castered items can be locked in place by a simple press of the foot. Locking action is created when a large, round friction face of nearly 10 sq. inches in area is pressed against the floor with the force of 70 to 100 lbs. This position lock does not lift equipment.




Caster Wheel Diameter (Inches)	Extended Working Height (Inches)	Retracted Height (Inches)	Mounting Plate Size (Inches)	Bolt Hole Spacing (Inches)	Attaching Bolt Size (Inches)	Approx. Wt. (LBS)	Floor Lock Number
4	5-5/8	5	3-11/16 x 5-3/8	2-5/8 x 3-5/8	3/8	7-3/4	920LF04548
5	6-1/2	5-7/8	3-11/16 x 5-3/8	2-5/8 x 3-5/8	3/8	8	930LF05650
5	7-9/32	6-21/32	3-11/16 x 5-3/8	2-5/8 x 3-5/8	3/8	8-1/4	930LF05728
5	7- 5/8	6-1/2	4-1/2 x 6	2-7/16 x 4-15/16	1/2	10-1/4	930LF05762
6	7-3/8	6-3/4	3-11/16 x 5-3/8	2-5/8 x 3-5/8	3/8	8-1/4	940LF06737
6	7-1/2	6-7/8	3-11/16 x 5-3/8	2-5/8 x 3-5/8	3/8	8-1/4	940LF06750
6	7-1/2	6-3/8	4-1/2 x 6	2-7/16 x 4-15/16	1/2	10-1/2	940LF06751
6	7-25/32	6-21/32	4-1/2 x 6	2-7/16 x 4-15/16	1/2	10-1/2	940LF06778
6	8-1/8	7	4-1/2 x 6	2-7/16 x 4-15/16	1/2	10-1/2	940LF06812
8	9-1/2	8-3/8	4-1/2 x 6	2-7/16 x 4-15/16	1/2	10-1/2	950LF08950
8	9-1/2	8-7/8	3-11/16 x 5-3/8	2-5/8 x 3-5/8	3/8	9-1/2	950LF08951
8	9-7/8	8-3/4	4-1/2 x 6	2-7/16 x 4-15/16	1/2	10-1/2	950LF08987
8	10-5/16	9-3/16	5-3/8 x 7-1/4	3-3/8 x 5-1/4	1/2	15	950LF081031
8	10-1/2	9-5/8	5-3/8 x 7-1/4	3-3/8 x 5-1/4	1/2	15-1/4	950LF081050
10	11-1/2	10-3/8	4-1/2 x 6	2-7/16 x 4-15/16	1/2	11-1/2	980LF101150
10	12-1/2	11-3/8	5-3/8 x 7-1/4	3-3/8 x 5-1/4	1/2	15-1/4	980LF101250

### FEATURES

- **Brake Shoe:** Large, non-skid, molded rubber for solid, no-slip contact
- **Foot Pedal:** Adjusted by slight foot pressure for simple, instant locking
- **Finish:** Painted



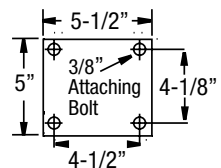
# LT Telescoping Floor Locks



Caster Wheel Diameter (Inches)	Caster Series Number	Caster Height (Inches)	Retracted Clearance (Inches)	Approx. Wt. (LBS)	Floor Lock Number
--------------------------------	----------------------	------------------------	------------------------------	-------------------	-------------------

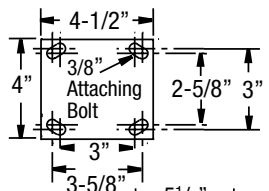
### 12 Series

8	12	9-1/2	3-1/4	5	12LT0880
---	----	-------	-------	---	----------



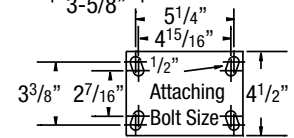
### 16 and 71 Series

8	16	9-1/2	3-1/4	4-1/4	16LT0880
8	71	9-1/2	3-1/8	4-1/2	71LT0880
8	71	10-1/8	3-1/8	4-1/2	71LT0881



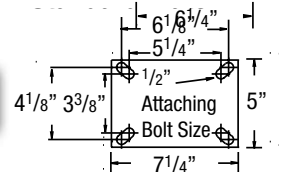
### 62 Series

8	62	9-1/2	3-1/4	4-3/4	62LT0880
8	62	10-1/8	3-1/4	4-3/4	62LT0881



### 90 Series

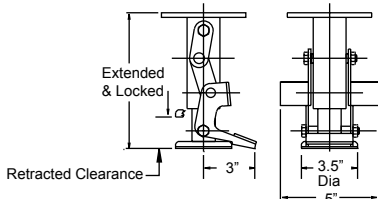
8	90	9-1/2	3-1/8	6-3/4	90LT0880
8	90	10-1/2	3-1/8	6-3/4	90LT0881



Built with the same ease of use and precision as our standard floor locks, the telescoping floor lock offers greater retracted clearance for travelling over ramps and obstructions.

### FEATURES

- **Top Plate:** Steel matching regular caster tops for easy installation
- **Brake Shoe:** Large, non-skid, molded rubber for solid, no-slip contact
- **Foot Pedal:** Adjusted by slight foot pressure for simple, instant locking
- **Finish:** Corrosion resistant zinc plate for long-use




For custom floor lock configurations please consult factory.

# Introducing Albion Shockmaster™ and Contender™ Turntables NEW MODEL!

Manufacturing • Packaging • Assembly • Repairs  
Material Handling • Displays • Painting • More ...

- Capacity up to 10 tons
- A proven workhorse in the most abusive applications
- Maximize workspace ... enables workers to remain in one position and rotate items they're working with from all sides
- Zinc plated finish
- Kingpinless design for added strength and durability



Part Number	Description	Top Plate Size (Inches)	Overall Height (Inches)	Capacity (pounds)
-------------	-------------	-------------------------	-------------------------	-------------------

### Shockmaster™ Turntables

"Forged Steel" Construction • Plates are AISI 1045 steel one-piece forging precision machined and through-hardened. Bearings mounted on precision machined raceway

TT100000	1/4" thick mounting plates, 3/8" ball bearings	4" X 4-1/2"	1.73"	1700
TT300000	5/16" mounting plates, 1/2" ball bearings	4-1/2" X 6-1/4"	1.73"	5500
TT400000	3/8" thick mounting plates, 1/2" ball bearings	5-1/4" X 7-1/4"	1.73"	5500
TT600000	1/2" thick mounting plates, 3/4" ball bearings (4-1/2" raceway)	6-1/4" X 7-1/4"	2.75"	10000
TT700000	1/2" thick mounting plates, 3/4" ball bearings (7" raceway)	8-1/2" X 8-1/2"	3.125"	20000

### Contender™ Turntables

"Stamped Steel" Construction • Plates are AISI 1045 heat treated steel welded inside and out. Bearings mounted on heat-treated machined raceway

TT110000	1/4" thick mounting plates, 3/8" ball bearings	4" X 4-1/2"	1.53"	1400
TT310000	5/16" mounting plates, 1/2" ball bearings	4-1/2" X 6-1/4"	1.75"	4100
TT410000	3/8" thick mounting plates, 1/2" ball bearings	5-1/4" X 7-1/4"	1.75"	5400
TT610000	1/2" thick mounting plates, 3/4" ball bearings (4-1/2" raceway)	6-1/4" X 7-1/4"	2.78"	9500

**ALBION**<sup>®</sup>  
www.albioninc.com  
800-835-8911


# Introducing Albion Protection Bumpers

## Protect Your Equipment and Structures From Unsightly Damage



We're not saying our bumpers will take a bullet for you like a secret service agent. But, Albion is pleased to announce a **new line of bumpers** that look good while protecting your equipment, walls and other structures 24 hours a day ... 7 days a week.

- Protects mobile equipment, stationary equipment, cargo and other structures from damage due to impacts
- Resistant to skidding, staining, marking
- Crack resistant & resilient
- Vibration & shock dampening
- Custom colors available



**End (Round) Bumpers**  
Generally used on the ends of tubular handles. Protects equipment, walls, door facings and other structures.



**End (Round) Bumpers**  
Economical model with no metal inserts.



**Corner Bumpers**  
Protects wide variety of mobile equipment from bumps and scrapes. Steel inserts included for greater durability. Ends of bumpers can be cut at notched area to make square ends.



**Reinforced Corner Bumpers**  
Similar to corner bumpers above but with extra material in main corner impact area



**End Cap Bumper Pad**  
Excellent protection for wood dollies. Easy slip-on installation.

**NEW MODEL!**

Specification	Bumper Number
3" diameter x 1" thick. Center diameter 1"	BP030411601
Black 3-1/4" dia. x 7/8" thick. Center mounting bolt size 5/16"	BP30521201
Grey 3-1/4" dia. x 7/8" thick. Center mounting bolt size 5/16"	BP30521202

Specification	Bumper Number
3-1/2" diameter x 5/8" thick. Center diameter 1"	BP16551001

Specification	Bumper Number
Black 7/8" thick x 1" high x 3-1/2" long from inside corner to sides; Holes for #10 screws.	BP08646401
Grey 7/8" thick x 1" high x 3-1/2" long from inside corner to sides; Holes for #10 screws.	BP08646402

Specification	Bumper Number
Black 1" thick x 1-1/16" high x 3-1/16" long from inside corner to sides	BP08707001
Grey 1" thick x 1-1/16" high x 3-1/16" long from inside corner to side	BP08707002

Specification	Bumper Number
Inside dimension 18" x 3" (Reddish Brown)	BP040410001

**ALBION**  
www.albioninc.com  
800-835-8911



# Optional Features

We carry top plates with optional dimensions and bolt hole patterns. As shown in the chart, these will interchange with standard top plates. For an optional top plate not listed please consult factory. To order, begin with ST (swivel) or RT (Rigid) followed by the caster series number (i.e. 16) then end with the alpha designation (i.e. J).

Example: 16TM0620IS

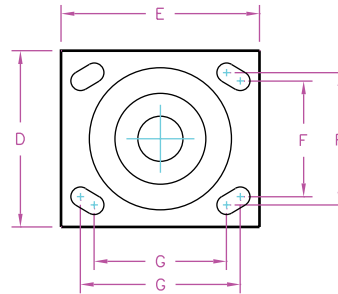
ST16J

Swivel top(ST), 16 series (16), bolt hole center (J)

Example: 272PD0620IR

RT272D

Rigid top (RT), dual wheel (2), 72 series (72), bolt hole center (D)



## Top Plate and Bolt Hole Center Chart

F & G Bolt Hole Centers (Inches)	D & E Top Plate Size (Inches)	Attaching Bolt (Inches)	Series 12, 16	Series 71	Series 72	Series 81	Series 94	Series 95	Series 18, 100, 110	Series 310, 410	Series 400
Slotted for 3 x 4 to 2-5/8 x 3-5/8	4 x 5	3/8	J	J							
Slotted for 3-3/8 x 5-1/4 to 2-7/16 x 4-15/16	4-1/2 x 6-1/4	1/2	K						K		
2-1/8 x 4	4 x 5	3/8		G							
3 x 3	4 x 4	3/8		H							
3-1/4 x 6	4-1/2 x 7-1/4	1/2			W	W					
4-1/8 x 4-1/2	5 x 5-1/2	3/8	D		D	D			D (110 only)		
4-7/8 x 6-3/4	Swivel 6-1/2 x 8 Rigid 6 x 8	5/8					C				
7 x 9-3/4	8-1/2 x 11	5/8						T			
Slotted for 4-5/8 x 5-1/2 to 4-3/8 x 5-5/8	6 x 7	1/2								S	N

## Optional Overall Heights

Series	Wheel Diameter (Inches)	Optional Height (Inches)	Swivel Lead (Inches)	Swivel Option Number	Rigid Option Number
12, 16, 33	3-1/4	5-1/4	1-11/16	HS42	HR42
12, 16, 33	4	5-1/4	1-11/16	HS86	HR86
12, 16, 33	5	6-1/8	1-11/16	HS-50	HR50
12, 16, 33	5	6-3/4	1-3/4	HS54	HR54
12, 16, 33	6	6-7/8	2-1/2	HS56	HR56
12	6	7-1/4	1-3/4	HS82	HR82
16	6	7-3/8	1-3/4	HS59	HR59
16	6	7-1/2	1-7/8	HS60	HR60
62	6	7-3/4	1-3/4	HS85	HR85
12, 16	8	10	1-3/4	HS81	HR81
34, 62	8	9-1/2	2-1/4	HS76	HR76
34, 62	8	9-3/4	1-3/4	HS83	HR83
63	8	9-1/2	2-1/4	HS84	HR84
100	8	9-1/2	2-1/2	HS89	HR89

# Replacement Parts

## Axle and Bearing Components for Standard Models (Consult factory for parts not in this chart)

Caster Series	Wheel Hub Length (Inches)	Axle Hollow	Axle Solid	NUT	Spanner Bushing	Lock Washer	Roller Bearing	Plain Retaining Washer	Sealed Retaining Washer	Nylon sealed combo-washer	Metal combo-washer	Thrust Washer
DC, PC, P2, 02 Series	1.25"	ZJ063502, ZJ063504		NL061600	ZF060824, ZF060826		ZB081718	WA081703				WA082400, WA082406
04 Series	1.25"	ZJ063510		NJ061600	ZF06082401							
05 Series	2.188"	ZJ085600	ZJ085603	NJ081311	ZF081240	WA081401	ZB12193001	WA121904	WA121990	WA121905		WA122603
12, 16, 18, 40, 61, 62, 71, 72, 110, 100	2.188"	ZJ085400	ZJ085403	NL082000	ZF081239		ZB121930	WA121900	WA121990	WA121905	WA121999	WA122600
42, 61, 62, 72, 78 Series	2.75"	ZJ086400	ZJ086403	NL082000	ZF081248		ZB121940	WA121900	WA121990	WA121905	WA121999	WA122600
63 Series	2.75"	ZJ126800		NL121001	ZF121648		ZB163140	WA163103	WA163190		WA163199	WA163900
44, 81, 84, 90, 92, 300, 310, 400, 410	3.25"	ZJ127600		NL121001	ZF121657, ZF162057		ZB163148, ZB203948	WA163103, WA203103	WA163190, WA203190		WA163199,	WA163900, WA204800
330 Series	3.25"	ZJ12760009	ZJ128010	NJ121000	ZF12165703	WA122006	ZB16314803	WA16310304	WA16319001		WA163199	WA16390001
600 Series	3.25"		ZJ161496	NL161403	ZF162057		ZB203148, ZB203948	WA203103, WA203903	WA203190, WA203950		WA163199,	WA163900, WA204800
90, 92, 600 Series	4.25"	ZJ169601	ZJ161496	NL161403	ZF162073		ZB203964	WA203903	WA203990			WA204800

REPLACEMENT PARTS

## Axle and Bearing Components for Standard Models (Consult factory for parts not in this chart) (Continued)

Caster Series	Wheel Hub Length (Inches)	Precision Ball Bearing	Delrin Bearing (2 pieces)	Delrin Bearing (1 piece)	Bronze Bearing	Oilex Bearing	Drawn Cup Roller Bearing	Top Hat Spacer
DC, PC, P2, 02 Series	1.25"							
04 Series	1.25"							
05 Series	2.188"		TF121912	TF121934	OI121908	ZO121935		
12, 16, 18, 40, 61, 62, 71, 72, 78, 110, 100	2.188"	ZA081903, ZA081904,	TF121912	TF121934	OI121908	ZO121935	ZX121930	ZY0812001
42, 61, 62, 72, 78 Series	2.75"		TF121912		OI121908			



# Replacement Parts



**Tapered Roller Bearing**

## Tapered Roller Bearings and Spacers

Kit Number	Cup Only Part Number*	Cone Only Part Number*	Bearing ID (Inches)	Bearing OD (Inches)	Notes	Spacer Number	Spacer ID (Inches)	Spacer OD (Inches)	Spacer Length (Inches)
ZT082200	ZT082201	ZT082202	0.500	1.375		ZM082800	0.500	1.750	0.000
ZT122800	ZT122801	ZT122802	0.750	1.780		ZY121600	0.750	1.000	0.231
ZT123100	ZT123101	ZT123102	0.750	1.938		ZY121600	0.750	1.000	0.231
ZT163200	ZT163202	ZT163101	1.000	1.979		ZY162004	1.000	1.250	0.281
ZT163900	ZT163901	ZT163902	1.000	2.438		ZY162005	1.000	1.250	0.313
ZT203900	ZT163901	ZT203911	1.250	2.438	Wider	ZY202406	1.250	1.500	0.348
ZT203920	ZT203901	ZT203902	1.250	2.438	Narrower	ZY202404	1.250	1.500	0.281
ZT203940	ZT203901	ZT203802	1.250	2.438	Sealed	SD203013	1.250	1.875	0.000
ZT205000	ZT205001	ZT205002	1.250	3.125		ZY202606	1.250	1.625	0.375
ZT244100	ZT244102	ZT244101	1.500	2.563		ZY242806	1.500	1.750	0.375
ZT245000	ZT205001	ZT245001	1.500	3.125		ZY242806	1.500	1.750	0.375

\* Purchased as kit only.

## Other Bearing Types

Bearing Part Number	Description of Bearing	Bearing ID (Inches)	Bearing OD (Inches)	Bearing Length (Inches)	Notes/Suggestions	Requires Part Number
ZA081900	Industrial Ball	0.500	1.188	1.875		ZY0812001 WA122600 or WA122603
ZA081902	Industrial Ball	0.500	1.188	2.438	Butt Bearing	
ZA081903	Pedestal Precision Ball	0.500	1.188	2.438	Pedestal Bearing	
ZA081904	Precision Ball	0.500	1.188	2.438	Pedestal Bearing	
ZA122500	Precision Ball	20mm	40mm	Any	6203-2RS	
TF121912	Delrin	0.750	1.188	Any	Not with Cam Brake	
TF121934	Delrin	0.750	1.188	2.438		
OH121912	Bronze	0.750	1.188	Any		
ZO081722	Oil impregnated iron	0.500	1.063	1.250		
ZO081926	Oil impregnated iron	0.500	1.188	1.875		
ZO081935	Oil impregnated iron	0.500	1.188	2.438		
ZO101926	Oil impregnated iron	0.625	1.188	1.875		
ZO101935	Oil impregnated iron	0.625	1.188	2.438		
ZO121926	Oil impregnated iron	0.750	1.188	1.875		
ZO121935	Oil impregnated iron	0.750	1.188	2.438		



**Oilex Bearing**  
(Oil impregnated iron)

# Replacement Parts

## Straight Roller Bearing and Retaining Washers



**Roller Bearing**

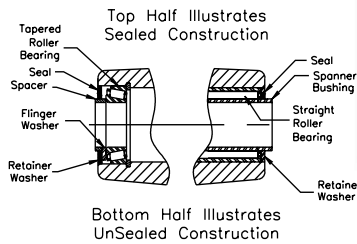


**Nylon Sealed Retaining Thrust Washer**



**Powdered Iron Step Retaining Thrust Washer**

Line drawing (below) section view shows typical wheel hub construction with sealed straight and tapered roller bearings. Note spacer tubes are used with tapered roller bearings which increases hub length 1/4" and facilitates proper loading of cup to cone. For non-sealed construction, seal is replaced with retainer and flinger washers.



Part Number	Roller Bearing ID (Inches)	Roller Bearing OD (Inches)	Roller Bearing Length (Inches)	Plain Retaining Washer Number	Rubber Sealed Retaining Washer	Nylon Combo Washer Number	Sintered Iron Combo Washer Number	Washer ID (inches)	Washer OD (inches)
ZB081718	0.500	1.063	1.125	WA081703	WA081790			0.500	1.063
ZB081922	0.500	1.188	1.375	WA121900				0.500	1.188
ZB081930	0.500	1.188	1.875	WA121900				0.500	1.188
ZB081932	0.500	1.188	2.000	WA121900				0.500	1.188
ZB101922	0.625	1.188	1.375	WA121900	WA101990			0.625	1.188
ZB101930	0.625	1.188	1.875	WA121900	WA101990			0.625	1.188
ZB101932	0.625	1.188	2.000	WA121900	WA101990			0.625	1.188
ZB101940	0.625	1.188	2.500	WA121900	WA101990			0.625	1.188
ZB121920	0.750	1.188	1.250	WA121900	WA121990	WA121905	WA121999	0.750	1.188
ZB121930	0.750	1.188	1.875	WA121900	WA121990	WA121905	WA121999	0.750	1.188
ZB12193001*	0.750	1.188	1.875	WA121904		WA121905		0.750	1.188
ZX121930	0.750	1.188	1.875	WA121900	WA121990	WA121905	WA121999	0.750	1.188
ZB121940	0.750	1.188	2.438	WA121900	WA121990	WA121905	WA121999	0.750	1.188
ZB142332	0.875	1.438	2.000	WA162303	WA142390			0.875	1.438
ZB162328	1.000	1.438	1.750	WA162303	WA162390			1.000	1.438
ZB162332	1.000	1.438	2.000	WA162303	WA162390			1.000	1.438
ZB163136	1.000	1.938	2.250	WA163103	WA163190		WA163199	1.000	1.938
ZB163140	1.000	1.938	2.500	WA163103	WA163190		WA163199	1.000	1.938
ZB163148	1.000	1.938	3.000	WA163103	WA163190		WA163199	1.000	1.938
ZB163164	1.000	1.938	4.000	WA163103	WA163190		WA163199	1.000	1.938
ZB183148	1.125	1.938	3.000	WA203103			WA203199	1.250	1.938
ZB203140	1.250	1.938	2.500	WA203103	WA203190		WA203199	1.250	1.938
ZB203148	1.250	1.938	3.000	WA203103	WA203190		WA203199	1.250	1.938
ZB203164	1.250	1.938	4.000	WA203103	WA203190		WA203199	1.250	1.938
ZB203948	1.250	2.438	3.000	WA203903	WA203990			1.250	2.438
ZB203964	1.250	2.438	4.000	WA203903	WA203990			1.250	2.438
ZB203980	1.250	2.438	5.000	WA203903	WA203990			1.250	2.438
ZB243948	1.500	2.438	3.000	WA243903	WA243990			1.500	2.438
ZB243964	1.500	2.438	4.000	WA243903	WA243990			1.500	2.438
ZB243980	1.500	2.438	5.000	WA243903	WA243990			1.500	2.438
ZB284964	1.625	3.063	4.000	WA284903				1.750	3.063
ZB284980	1.625	3.063	5.000	WA284903				1.750	3.063
ZB325264	2.000	3.250	4.000	WA325203				2.000	3.250
ZB325280	2.000	3.250	5.000	WA325203				2.000	3.250

\* Stainless Steel

Note: Straight roller bearings include roller assembly with split outer race but does not include the retaining washers. Retaining washers are ordered separately in quantities of 2 per wheel.

## Axles and Nuts



**Solid Axle & Nut**  
ZJ085409  
Shown



**Hollow Axle & Nut**  
ZJ085408  
Shown

Axle Part Number	Type	Matching Nut	Matching Lock Washer	Diameter (Inches)	Length (Inches)	Threads (Per Inch)	Notes
ZJ063502	Hollow	NL061600		0.375	2.188	16	No Grease Zerk
ZJ063504	Hollow	NL061600		0.375	2.188	16	
ZJ083510	Solid	NJ061600		0.375	2.188	16	Stainless Steel
ZJ084500	Hollow	NL082000		0.500	2.813	20	
ZJ085400	Hollow	NL082000		0.500	3.375	20	
ZJ085403	Solid	NL082000		0.500	3.375	20	
ZJ085600	Hollow	NJ081311	WA081401	0.500	3.500	13	Stainless Steel
ZJ085603	Solid	NJ081311	WA081401	0.500	3.500	13	Stainless Steel
ZJ086400	Hollow	NL082000		0.500	4.000	20	
ZJ086403	Solid	NL082000		0.500	4.000	20	
ZJ087200	Solid	NL082000		0.500	4.500	20	
ZJ105610	Hollow	NL101800		0.625	3.500	18	
ZJ126802	Hollow	NL121001		0.750	4.250	12	
ZJ127600	Hollow	NL121001		0.750	4.750	12	
ZJ127603	Solid	NL121001		0.750	4.750	12	
ZJ168000	Solid	NL161403		1.000	5.000	14	
ZJ169601	Hollow	NL161403		1.000	6.000	14	
ZJ169602	Solid	NL161403		1.000	6.000	14	

Hollow axles have zerk fitting for lubrication and solid axles are without lubrication fitting. All axles come complete with lock nut. Consult factory for optional slotted nuts and lock pins.

# Replacement Parts

## Spanner Bushings & Thrust Washers

REPLACEMENT PARTS



Spanner Bushing



Nylon Sealed Retaining Thrust Washer



Powdered Iron Step Retaining Thrust Washer

Part Number	Spanner Bushing ID (Inches)	Spanner Bushing OD (Inches)	Spanner Bushing Length (Inches)	Spanner Material	Lubrication Holes	Matching Thrust Washers	Washer I.D. (Inches)	Washer O.D. (Inches)
ZF060824	0.375	0.500	1.500	Stainless	1	WA082406	0.500	1.500
ZF06082401	0.375	0.500	1.500		1			
ZF060826	0.375	0.500	1.625		1	WA082400	0.500	1.500
ZF081030	0.500	0.625	1.875		2	WA102400	0.625	1.500
ZF081033	0.500	0.625	2.063		2	WA102400	0.625	1.500
ZF081036	0.500	0.625	2.250		2	WA102400	0.625	1.500
ZF081038	0.500	0.625	2.375		2	WA102400	0.625	1.500
ZF081039	0.500	0.625	2.438		2	WA102400	0.625	1.500
ZF081046	0.500	0.625	2.875		2	WA102400	0.625	1.500
ZF081230	0.500	0.750	1.875		2	WA122600	0.750	1.625
ZF081236	0.500	0.750	2.250	2	WA122600	0.750	1.625	
ZF081238	0.500	0.750	2.375	2	WA122600	0.750	1.625	
ZF081239	0.500	0.750	2.438	Stainless	2	WA122600	0.750	1.625
ZF081240	0.500	0.750	2.438		2	WA122603	0.750	1.625
ZF081248	0.500	0.750	3.000		2	WA122600	0.750	1.625
ZF081264	0.500	0.750	4.000		none	WA122600	0.750	1.625
ZF101239	0.625	0.750	2.438		2	WA122600	0.750	1.625
ZF121648	0.750	1.000	3.000		2	WA163900	1.000	2.438
ZF121657	0.750	1.000	3.500		2	WA163900	1.000	2.438
ZF121664	0.750	1.000	4.000		none	WA163900	1.000	2.438
ZF121677	0.750	1.000	4.812		none	WA163900	1.000	2.438
ZF162057	1.000	1.250	3.563		none	WA203903	1.250	2.438
ZF162073	1.000	1.250	4.563	none	WA204800	1.250	3.000	
ZF162089	1.000	1.250	5.563	none	WA204800	1.250	3.000	
ZF202458	1.250	1.500	3.563	none	WA245600	1.500	3.500	
ZF202473	1.250	1.500	4.563	none	WA245600	1.500	3.500	
ZF202489	1.250	1.500	5.563	none	WA245600	1.500	3.500	

All spanner bushings are hardened to form precision inner race for roller bearings. Except as noted by "none", all spanner bushings are cross drilled for lubrication through hollow axle. Thrust washers are hardened. They are not part of the spanner bushing assembly and must be ordered separately. Thrust washers are not required with ball bearings, 2 piece delrin bearings, or with combo washers.



## PARTS FOR EMPIRE 15 AND 60 SERIES RIGS

### AXLES AND NUTS



Hollow Axle & Nut

Solid Axle & Nut

Axle Number	Type	Matching Nut	Diameter (inches)	Length (inches)	Threads (per inch)
ZJ085400	Hollow	NL082000	0.500	3.375	20
ZJ085403	Solid	NL082000	0.500	3.375	20

### SPANNERS AND THRUST WASHERS



Spanner Bushing

Spanner Number	Spanner ID (inches)	Spanner OD (inches)	Spanner Length (inches)	Lubrication Holes	Matching Thrust Washers	Washer ID (inches)	Washer OD (inches)
ZF081239	0.500	0.750	2.438	2	WA122600	0.750	1.625

### ROLLER BEARINGS & RETAINER WASHERS



Bearing Number	Bearing ID (inches)	Bearing OD (inches)	Bearing Length (inches)	Plain Retaining Washer	Rubber Sealed Retaining Washer	Nylon Combo Washer	Sintered Iron Combo Washer	Washer ID (inches)	Washer OD (inches)
ZB121930	0.750	1.188	1.875	WA121900	WA121990	WA121905	WA121999	0.750	1.188

### DELTRIN BEARINGS (IB POLYPROPYLENE WHEELS ONLY)



Bearing Number	Bearing ID (inches)	Bearing OD (inches)	Bearing Length (inches)
TF121912	0.750	1.188	.75

NOTE: Two piece Delrin bearing (spanner not included)



# THE ALBION ADVANTAGE



If you don't find the perfect caster for your application in this catalog . . .

## We Will Build it for You


This is not a one-size-fits-all business. In fact, many of our orders require custom fabrication. If you can't find the right caster for special application, put the Albion engineering team to work. We will create the perfect solution for your moving problem.



# TEST CENTER QUALITY LAB



Product testing and inspection is vital to us at Albion. Albion products are continually tested to ICWM standards and also to the competition. Through product improvements and supplier synergy Albion offers the best value in every price range.



# PLASMA CUTTER MANUFACTURING



Albion continues to stay above the rest of the field by updating our manufacturing capabilities. A NEW Plasma Cutter was installed during the recent plant expansion. This enables Albion to:

- Shorten lead times on customs and specials
- Reduce tooling and set-up costs associated with custom jobs
- Perform complex shapes and more appealing designs
- Provide cleaner more professional appearance of specials

# ALBION<sup>®</sup>

# THE ALBION ADVANTAGE

**NEW**

## Fallshaw Casters

Albion is the Exclusive Supplier of the Fallshaw Product Line in America



**NEW**

## Empire Casters

Albion now has casters and wheels for every price point!

**EMPIRE SERIES  
BEST  
VALUE IN ITS CLASS**



### Custom Fabrication

Many of our orders require custom fabrication.

If you can't find the right caster for your special application, put the Albion engineering team to work. We will create the perfect solution for your moving problem.



### ALBION CASTER EXPRESS TO THE RESCUE

- 24 Hour Shipping
- One Week Shipping for modified standard product
- Over 1,000 items now in caster express program
- [www.casterexpress.com](http://www.casterexpress.com)



### Polyurethane Experts

Albion has more than 50 years experience leading the caster and wheel industry. Albion polyurethane expertise is applied to a wide range of industrial products in a variety of shapes and sizes.



# ALBION®

[www.albioninc.com](http://www.albioninc.com)

800-835-8911

800 North Clark Street • Albion, MI 49224  
FAX 517-629-9501



ISO9001:2008 Certified  
Certification Number AGS-US121909

©COPYRIGHT 2008 ALBION INDUSTRIES, INC  
03/08 LI000011